

KE80414
103.15 (A)

20-09-01-17
2001/09/21

The information given within this parts book was correct at the time of printing and is subject to change without notice. Always refer to your local Perkins outlet for the latest information. Only fully trained personnel should carry out servicing of engines. Before working on any engine always refer to the correct user service and maintenance manual.

Always refer to your local Perkins outlet before purchasing any parts

Subject to any existing rights of third parties, the information given in this document is the property of Perkins Engines Limited and should not be copied, in whole or part, without the prior written consent of the Company.

Introduction

The build list of your engine, found on the front page of this parts book, provides a unique reference to the components fitted to your engine; therefore this parts book is **only** applicable to this particular engine

Always quote your build list and engine serial number when contacting your Perkins outlet.

How to use your Parts Book

This parts book has been designed to provide you with all the information you need to identify parts to service your engine. There are several features within the book to make it easy to find the parts you require.

Front Page

This lists your build list number and the date of publication of this book

Symbol Descriptions

Provides a quick reference guide to the symbols used within the book.

Engine Breakdown

Use this to identify all the major sections of your engine and the relevant pages within the book.

Parts Lists & Illustrations

This section shows each major section of your engine broken down into individual part numbers along with an associated illustration for identifying the parts you require.



















The illustrations used in this parts book are representational only and should only be used for identification purposes.

For fitting instructions please refer to your engine Service Manual.

Parts Index

Using either the part number or description of the part you require this section will help you locate the page within the **Parts Lists & Illustrations** section where the part appears.

Symbols and Notes

Symbol	Description
	From Engine Number
	Upto Engine Number
	Repairs and Replaces
	See Appropriate Section - Reference Number
	Alternative
	Order
	Remanufactured Part
	New for Old Part
	Number of Teeth
	Thickness
	Bottom
	Top
	Left Hand
	Right Hand
	Reference for Detailed Breakdown
	Other Service Options Available
	Cylinder Number
	See History Section