


	TAVOLA table table cuadro	GRUPPO unit groupe grupo	SOTTOGRUPPO sub-unit sous-groupe subgrupo
TRASMISSIONE transmission transmission transmission	1	210 - FRIZIONE - clutch - embrayage - embragué	211 - SPINGIDISCO - c.pressure plate - anneau de pression - excitacion disco
	2	220 - CAMBIO - gearbox - changement de vitesse - cambio	212 - COMANDO - controls - commande - mando
	3	220 - CAMBIO - gearbox - changement de vitesse - cambio	221 - SCATOLA E CAMPANA - tractor body and bell connection - boîte et raccordements - caja y campana
	4	220 - CAMBIO - gearbox - changement de vitesse - cambio	222 - ALBERO FRIZIONE - clutch shaft - arbre embrayage - eje embrague
	5	220 - CAMBIO - gearbox - changement de vitesse - cambio	223 - ALBERO PRIMARIO - driving shaft - arbre principal - eje primario
	6	220 - CAMBIO - gearbox - changement de vitesse - cambio	224 - ALBERO SECONDARIO - driven shaft - arbre secondaire - eje secundario
	7	220 - CAMBIO - gearbox - changement de vitesse - cambio	225 - ALBERO R.M. - reverse gear shaft - arbre marche arriere - eje R.M.
	8	220 - CAMBIO - gearbox - changement de vitesse - cambio	226 - ASTE E FORCELLE - rods and forks - leviers et fourchettes - barra y horquillas
	9	220 - CAMBIO - gearbox - changement de vitesse - cambio	227 - COMANDI CAMBIO - gearbox controls - changement de vitesse - mandos cambio
	10	220 - CAMBIO - gearbox - changement de vitesse - cambio	228 - COMANDI RIDUTTORE - reducer controls - comm. reducteur - mandos reductor
	11	230 - PONTE POSTERIORE - rear casing - pont arriere - puente post.	231 - RIDUTTORE CENTRALE - bevel gears - reducteur central - reductor central
12	230 - PONTE POSTERIORE - rear casing - pont arriere - puente post.	232 - FRIZIONI LATERALI - steering clutche - embrayages lateraux - embragués laterales	
13	230 - PONTE POSTERIORE - rear casing - pont arriere - puente post.	233 - SCATOLE RIDUTTORE - reducer boxes - boîtes reducteur - cajas reductor	
14	230 - PONTE POSTERIORE - rear casing - pont arriere - puente post.	234 - RUOTISMI RIDUTTORE - reducer gears - rouages reducteur - mecanismos rodacion reductor	
15	240 - PRESA DI FORZA - P.J.O. - prise de force - enchufe de fuerza	241 - RUOTISMI - gears - rouages - mecanismos rodacion	242 - COMANDI - controls - commandes - mandos

ORGANI DI COMANDO control organs pieces de controle organos de mando	12	310 - FRENI - brakes - freins - frenos	311-FRENO A NASTRO - band brake - frein a bande - freno de cinta	312-COM.A PEDALE -pedal control -comm.a pedale -mando a pedal	313-COM.A MANO -hand control -comm.manuelle -mandos a ma.
	13	320 - STERZO - steering - direction - guida	321-LEVE STERZO - levers - leviers direction - palancas de guida	323-MARTINETTO -jack -Verin -gato	324-FORCELLA -fork -fourchette -horquilla
	14	320 - STERZO - steering - direction - guida	322 - POMPE - disengaging pump - pompes - bombas		

INDICE INDEX INDICE INDICE

ITMA 700

	TAVOLA table table cuadro	GRUPPO unit groupe grupo	SOTTOGRUPPO sub-unit sous-groupe subgrupo		
SOSPENSIONE E PROPULSIONE suspension and propulsion suspension et propulsion suspension y propulsion	15	410 - SOSPENSIONE - suspension - suspension - suspension	411 - SOSPENSIONE ANTERIORE - front suspension - suspension avant - suspension anterior		
	16	410 - SOSPENSIONE - suspension - suspension - suspension	412 - SOSPENSIONE POSTERIORE - rear suspension - suspension arriere - suspension posterior		
	17	420 - CINGOLATURA - tracks - chenilles - cadenas	421 - CARRELLI - track frames - chariots - volquetes		
	18	420 - CINGOLATURA - tracks - chenilles - cadenas	422 - RULLI INFERIORI - lower rollers - rouleaux inferieurs - rodillos inferiores	423 - RULLI SUPERIORI - upper rollers - rouleaux superieurs - rodillos superiores	
	19	420 - CINGOLATURA - tracks - chenilles - cadenas	424 - GRUPPO TENDICINGOLO - tracks stretcher - groupe tendeur de chenille - grupo estiracadena		
	20	420 - CINGOLATURA - tracks - chenilles - cadenas	425 - RUOTA TENDICINGOLO - idler wheel - roue tendeur de chenille - rueda estiendecadena		
	21	420 - CINGOLATURA - tracks - chenilles - cadenas	426 - RUOTA MOTRICE - driving wheel - roue motrice - rueda motriz	427 - CATENARIA - chain - chaines - catenaria	
ORGANI COMPLEMENTARI complementary organs pieces complementaires organos complementario	22	510 - ALIMENTAZIONE SCARICO - feeding exhaust - alimentation- et echapp. - alimentation descarga	511-IMP.COMBUSTIBILE -fuel plant -install:carburant -instalacion comb.	512-ASPIRAZ. -suction -aspiration -aspiracion	513-SCARICO -exhaust -echappement -descarga
	23	520 - IMPIANTO ELETTRICO - electric plant - installation electrique - instalacion electrica	521-AVVIAMENTO -starting -demarrage -puesta en marcha	522-GENERATORE -generator -generateur -generador	523-ILLUMINAZIONE -lighting -eclairage -iluminacion
	24	530 - CARROZZERIA - bodywork - carrosserie - carroceria	531 - COFANO CRUSCOTTO - engine hood - capot tableau de bord - camara cuadro	532 - PARAFANGO SEDILE - mudguard seat - garde boue et siege - parafrenos	
ORGANI ACCESSORI accessory organs pieces accessoires organos accesorios	25	610 - TRAINO - hook - remorquage - recogedor	611 - BARRA DI TRAINO - draw bar - barre de remorquage - barra de recogedor		
	26	620 - SOLLEVATORE - hydraulic lifter - elevateur - elevador	621 - POMPA E TUBAZIONI - pump and pipes - pompe et tuyau - bomba y tuberias	622 - STAZIONE SOLLEVAMENTO - hydraulic lifter - station de relevage - estacion de alzamiento	
	27	630 - ATTACCO A TRE PUNTI - three-point linkage - fixation a trois points - conexion a tres puntos			
	28	620 - SOLLEVATORE - hydraulic lifter - elevateur - elevador	623 - PARTICOLARI STAZIONE SOLLEVAMENTO - lifter parts - elements station relevage - particulares estacion de alzamiento		

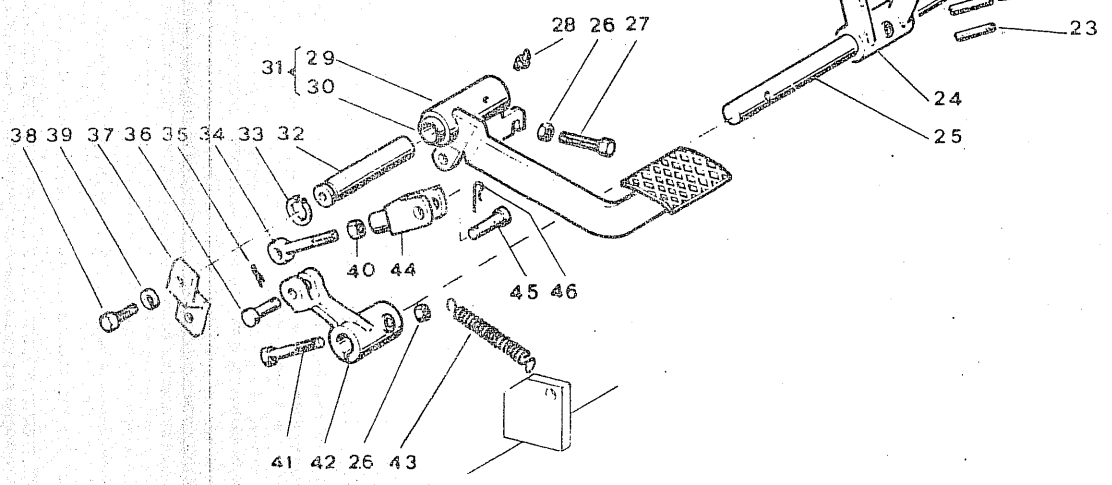
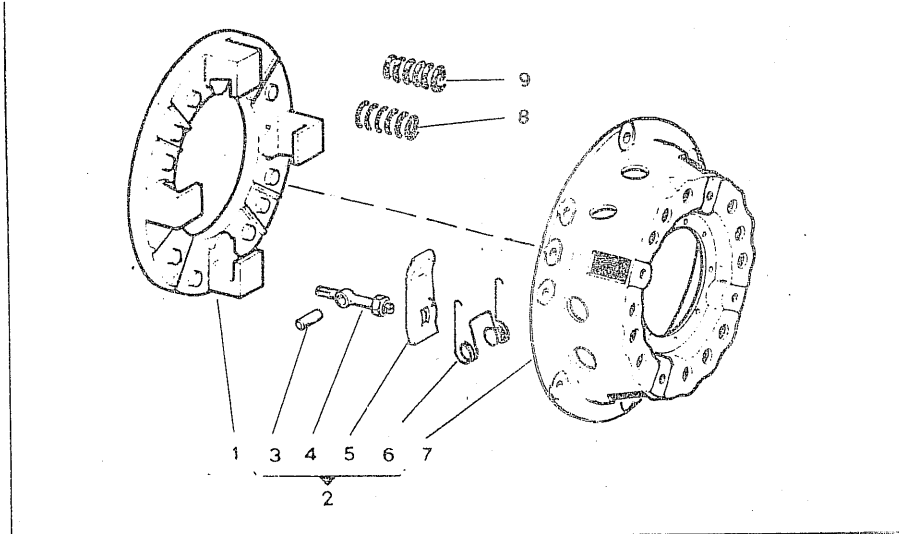
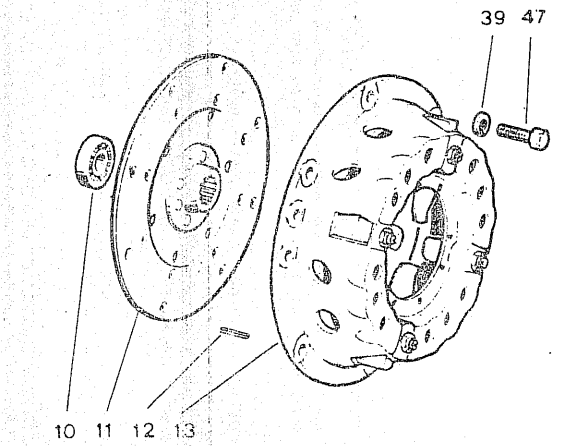


PARTI DI RICAMBIO  
SPARE PARTS  
PIÈCES DÉTACHÉES  
PIEZAS DE REPUESTO

**ITMA  
600**

PARTI DI RICAMBIO  
SPARE PARTS  
PIÈCES DÉTACHÉES  
PIEZAS DE REPUESTO

**ITMA  
700**



Gruppo 210 -FRIZIONE -CLUTCH

ITMA

600-700

Sgr. 211 -SPINGIDISCO -COMPLETE PRESSURE

212 -COMANDI -CONTROLS

TAV. 1

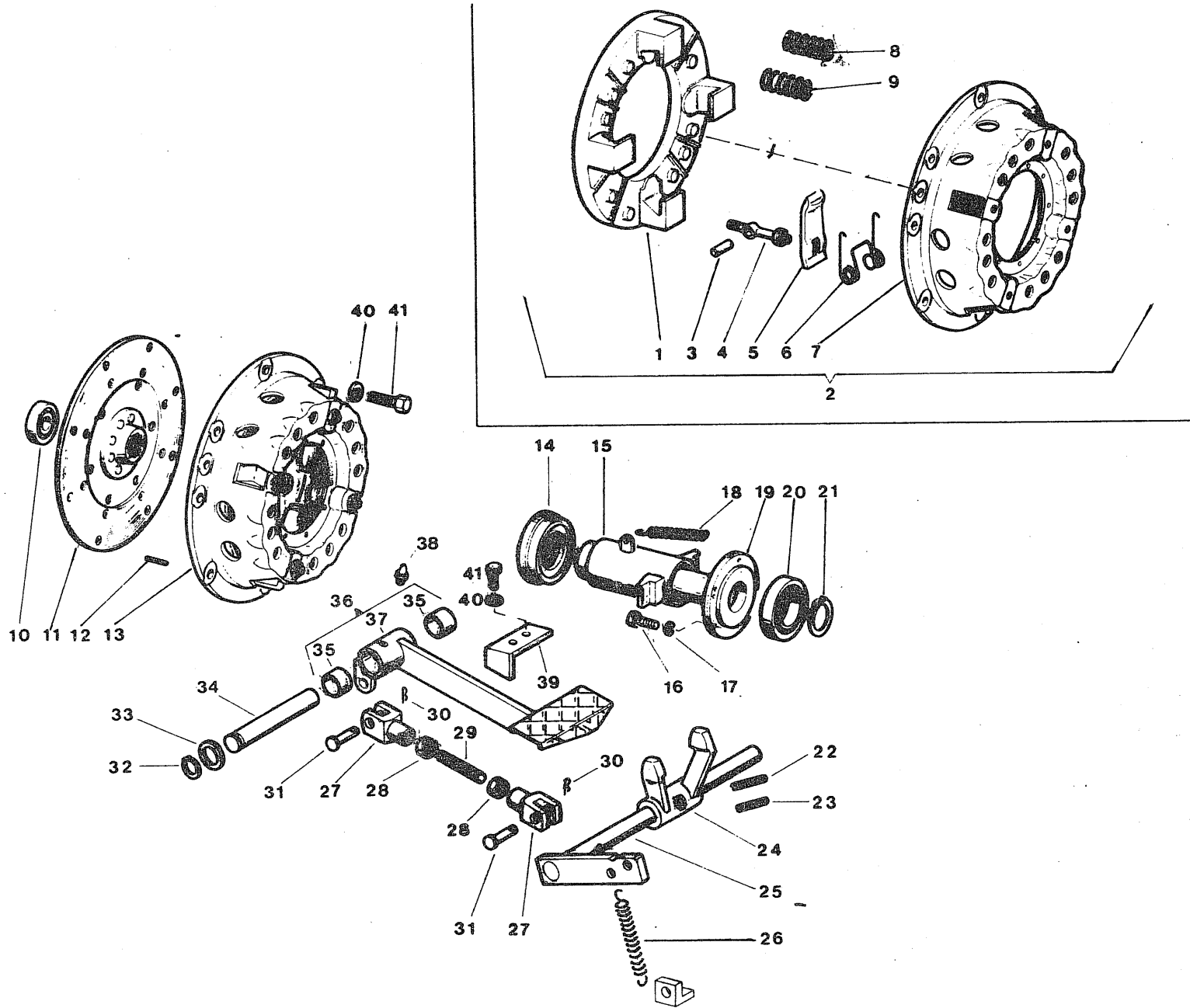
103.011.01

1982

**FATTO**

FIG.	RIFERIMENTO	MODIF.	DENOMINAZIONE	DENOMINATION	Qty.
1	50.0030	V	Anello NFS	Pressure plate	1
2	50.0025	V	Serie revisione 650532	Overhaul kit	1
3	49.0239	V	Perno NFS	Pin	4
4	49.0718	V	Supporto con dado NFS	Tie-rod with nut	4
5	49.0236	V	Levetta NFS	Lever	4
6	49.0717	V	Molla NFS	Fork spring	4
7	50.0031	V	Scatola NFS	Housing	1
8	49.0716	V	Molla	Spring	8
9	49.0719	V	Molla rinforzata	Reinforced spring	4
10	12.0124	V	Cuscinetto	Bearing	1
11	49.0688	V 661 74 V	Disco	Clutch driven plate	1
12	49.0521	V	Spina elastica	Spring pin	2
13	49.0687	V 661 173 V	Spingidisco	Complete pressure	1
14	12.0002	V	Cuscinetto	Bearing	1
15	103.01.4188	V	Manicotto	Sleeve	1
16	19.0007	V	Vite	Screw	4
17	24.0002	V	Rosetta elastica	Spring washer	4
18	103.18.3350	V	Molla	Spring	1
19	103.48.0338	V	Supporto manicotto	Sleeve support	1
20	12.0123	V	Cuscinetto	Bearing	1
21	14.0008	V	Anello elastico	Elastic ring	1
22	49.0222	V	Spina elastica	Spring pin	1
23	49.0726	V	Spina elastica	Spring pin	1
24	103.02.3375	V	Leva	Fork lever	1
25	103.11.3369	V	Asse	Rod	1
26	19.0003	V	Dado	Nut	1
27	19.0004	V	Vite	Screw	1
28	16.0007	V	Ingrassatore	Greaser	1
29	103.11.4286	V	Pedale frizione NFS	Clutch pedal	1
30	103.16.1004	V	Boccola	Bush	1
31	103.48.0352	V	Pedale	Pedal with bush	1
32	103.06.3281	V	Asse	Rod	1
33	14.0001	V	Anello elastico	Elastic ring	1
34	103.19.3261	V	Tirante	Tie-rod	1
35	24.0027	V	Copiglia	Split pin	1
36	103.06.1611	V	Perno	Bolt	1
37	103.08.4288	V	Staffa	Spar	1
38	19.0066	V	Vite	Screw	1
39	24.0001	V	Rosetta elastica	Spring washer	1
40	19.0114	V	Dado	Nut	1
41	100.19.0155	V	Vite	Screw	1
42	103.02.3250	V	Leva	Lever	1
43	100.18.0302	V	Molla	Spring	1
44	49.0130	V	Forcella	Clevis	1
45	100.06.0222	V	Perno	Bolt	1
46	102.18.1620	V	Copiglia elastica	Elastic split pin	1
47	19.0001	V	Vite	Screw	8

IDM disegno esplosivo - Fori tel. 723000



**Gruppo** 210 -FRIZIONE -CLUTCH

**Sgr.** 211 -SPINGIDISCO -COMPLETE PRESSURE

212 -COMANDI -CONTROLS

**ITMA**

**600-700**

**TAV. 1.1**

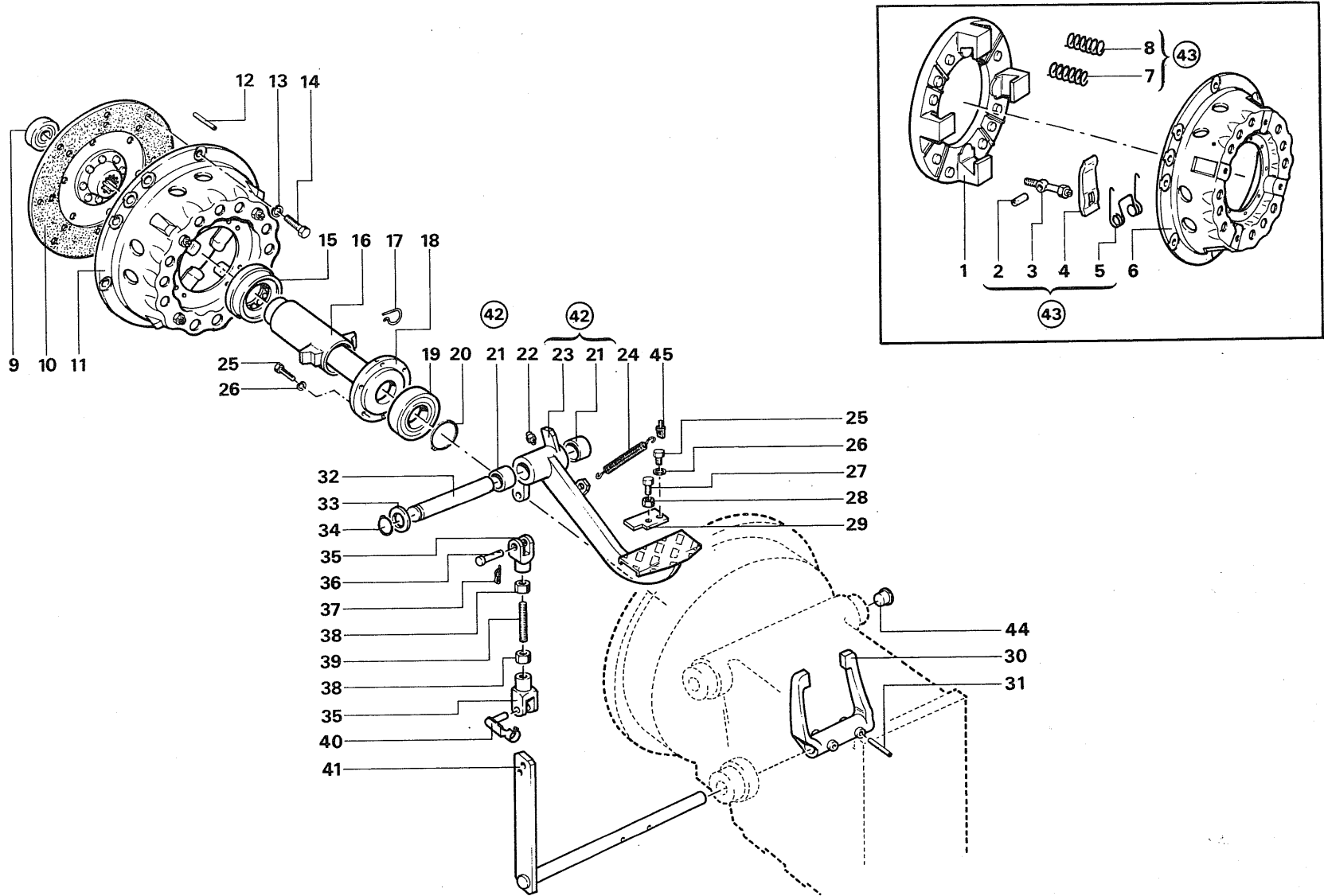
103.011.02

1982

*FATTO*

FIG.	RIFERIMENTO	MODIF.	DENOMINAZIONE	DENOMINATION	Qnt.	
1	50.0030	✓	Anello	Pressure plate	1	
2	50.0025	✓	Serie revisione	Overhaul kit	1	
3	49.0239	✓	Perno	Pin	4	
4	49.0718	✓	Supporto con dado	Tie-rod with nut	4	
5	49.0236	✓	Levetta	Lever	4	
6	49.0717	✓	Molla	Fork spring	4	
7	50.0031	✓	Scatola	Housing	1	
8	49.0716	✓	Molla	Spring	8	
9	49.0719	✓	Molla rinforzata	Reinforced spring	4	
10	12.0124	✓	Cuscinetto	Bearing	1	
11	49.0688	✓	Disco	Clutch driven plate	1	661174
12	49.0521	✓	Spina elastica	Spring pin	2	
13	49.0687	✓	Spingidisco	Complete pressure	1	
14	12.0002	✓	Cuscinetto	Bearing	1	
15	103.01.4188	✓	Manicotto	Sleeve	1	
16	19.0007	✓	Vite	Screw	4	
17	24.0002	✓	Rosetta elastica	Spring washer	4	
18	103.18.3350	✓	Molla	Spring	1	
19	103.48.0338	✓	Supporto manicotto	Sleeve support	1	
20	12.0123	✓	Cuscinetto	Bearing	1	
21	14.0008	✓	Anello elastico	Elastic ring	1	
22	49.0222	✓	Spina elastica	Spring pin	1	
23	49.0726	✓	Spina elastica	Spring pin	1	
24	103.02.3375	✓	Leva	Fork lever	1	
25	103.11.4633	✓	Asse	Rod	1	
26	100.18.0302	✓	Molla	Spring	1	
27	49.0130	✓	Forcella	Clevis	2	
28	19.0114	✓	Dado	Nut	2	
29	103.19.4639	✓	Tirante	Tie-rod	1	
30	24.0027	✓	Copiglia	Split-pin	2	
31	100.06.0222	✓	Perno	Bolt	2	
32	14.0001	✓	Anello elastico	Elastic ring	1	
33	103.09.3333	✓	Rosetta piana	Washer	1	
34	103.06.4634	✓	Asse	Axle	1	
35	103.16.1004	✓	Boccola	Bush	2	
36	103.48.4728	✓	Pedale frizione C.	C.pedal stop	1	
37	103.11.4631	✓	Pedale frizione	Clutch pedal	1	
38	15.0007	✓	Ingrassatore	Greaser	1	
39	103.08.4632	✓	Fermo pedale	Pedal stop	1	
40	24.0001	✓	Rosetta elastica	Spring washer	11	
41	19.0001	✓	Vite	Screw	11	

DMV disegno esplosivo - Fori tel. 723000





**Gruppo** 210 -FRIZIONE -CLUTCH  
**Sgr.** 211 -SPINGIDISCO -COMPLETE PRESSURE  
 212 -COMANDI -CONTROLS

**ITMA 600-700**

**TAV.1.2**

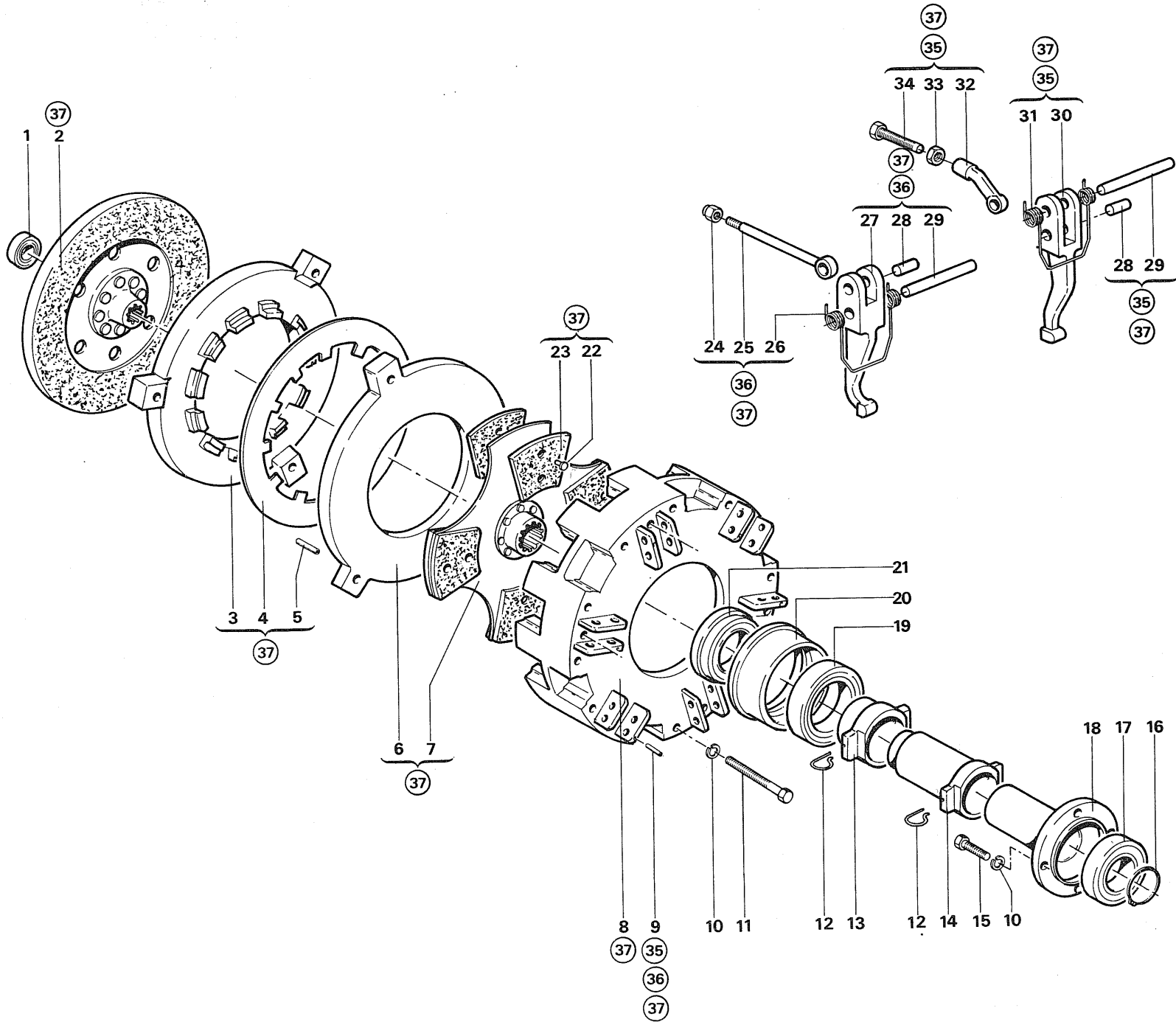
103.011.03

1982

*FABRO*

FIG.	RIFERIMENTO	MODIF.	DENOMINAZIONE	DENOMINATION	Qty.	
1	50.0030	✓	Anello	Pressure plate	1	
2	49.0239	✓	Perno	Pin	4	
3	49.0718	✓	Supporto con dado	Tie-rod with nut	4	
4	49.0236	✓	Levetta	Lever	4	
5	49.0717	✓	Molla	Fork spring	4	
6	50.0031	✓	Scatola	Housing	1	
7	49.0719	✓	Molla rinforzata	Reinforced spring	4	
8	49.0716	✓	Molla	Spring	8	
9	12.0124	✓	Cuscinetto	Bearing	1	
10	49.0688	✓	Disco	Clutch driven plate	1	661 174
11	49.0687	✓	Spingidisco	Complete pressure	1	
12	49.0521	✓	Spina elastica	Spring pin	2	
13	24.0001	✓	Rosetta elastica	Spring washer	10	
14	19.0001	✓	Vite	Screw	10	
15	12.0002	✓	Cuscinetto	Bearing	1	
16	103.01.5213	✓	Manicotto	Sleeve	1	
17	103.18.4912	✓	Molla	Spring	2	
18	103.01.4869	✓	Supporto manicotto	Sleeve support	1	
19	12.0123	✓	Cuscinetto	Bearing	1	
20	14.0008	✓	Anello elastico	Elastic ring	1	
21	103.16.1004	✓	Boccola	Bush	2	
22	15.0008	✓	Ingrassatore	Greaser	1	
23	103.11.4882	✓	Pedale frizione NFS	Clutch pedal	1	
24	100.18.0302	✓	Molla	Spring	1	660 164
25	19.0007	✓	Vite	Screw	5	
26	24.0002	✓	Rosetta elastica	Spring washer	5	
27	19.0033	✓	Vite	Screw	1	
28	19.0003	✓	Dado	Nut	1	
29	103.08.4904	✓	Fermo pedale	Pedal stop	1	
30	103.04.4911	✓	Leva	Fork lever	1	
31	49.0222	✓	Spina elastica	Spring pin	2	
32	103.06.4634	✓	Asse	Rod	1	
33	103.09.3333	✓	Rosetta piana	Washer	1	
34	14.0001	✓	Anello elastico	Elastic ring	1	
35	49.0130	✓	Forcella	Clevis	2	
36	100.06.0222	✓	Perno	Bolt	1	
37	24.0027	✓	Copiglia	Split-pin	1	
38	19.0114	✓	Dado	Nut	2	
39	103.19.4639	✓	Tirante	Tie-rod	1	
40	50.0208	✓	Perno	Pin	1	
41	103.11.5212	✓	Asse	Rod	1	
42	103.48.5068	✓	Pedale frizione C.	C.clutch pedal	1	
43	50.0025	✓	Serie revisione	Overhault kit	1	
44	50.0228	✓	Tappo	Cap	2	
45	100.06.0722	✓	Occhiello	Eye	1	

IDM disegno esplos - Fori tel. 723000



**Gruppo** 210 -FRIZIONE DOPPIA -DUAL CLUTCH

**Sgr.** 211 -SPINGIDISCO -COMPLETE PRESSURE

**ITMA**

**600-700**

**TAV.1.3**

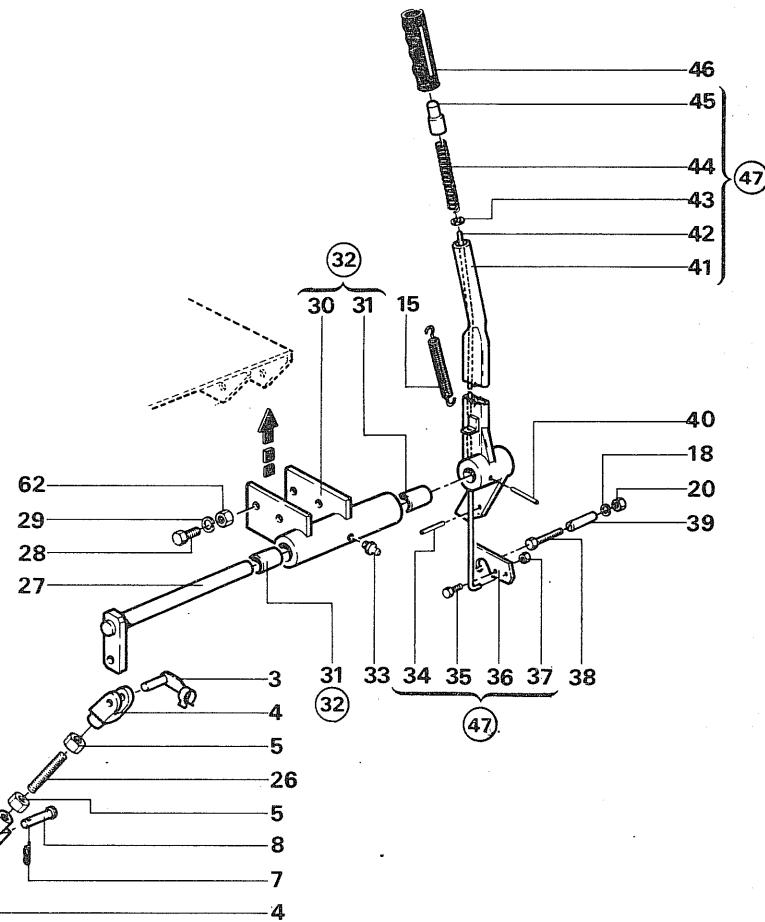
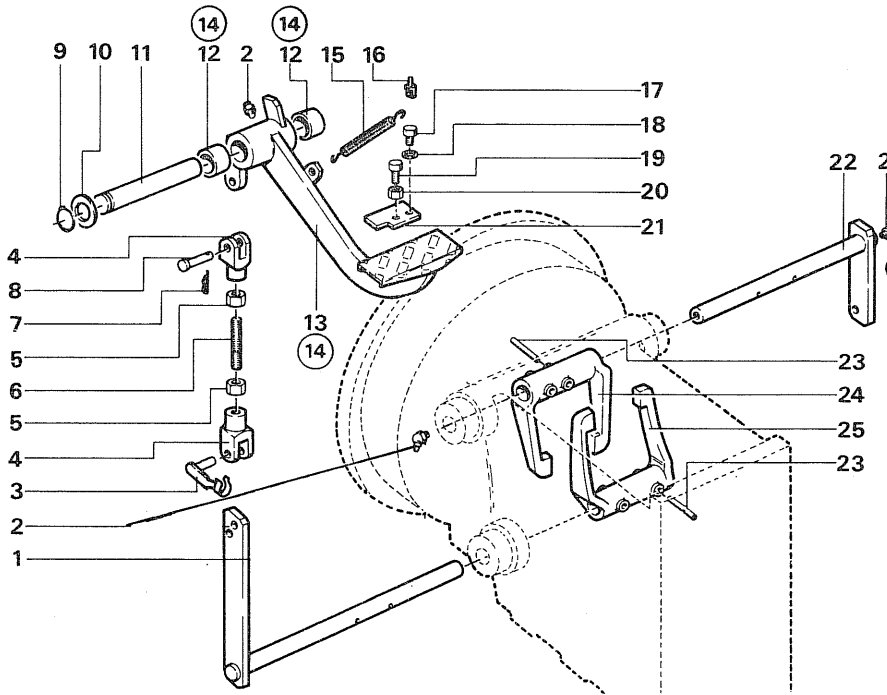
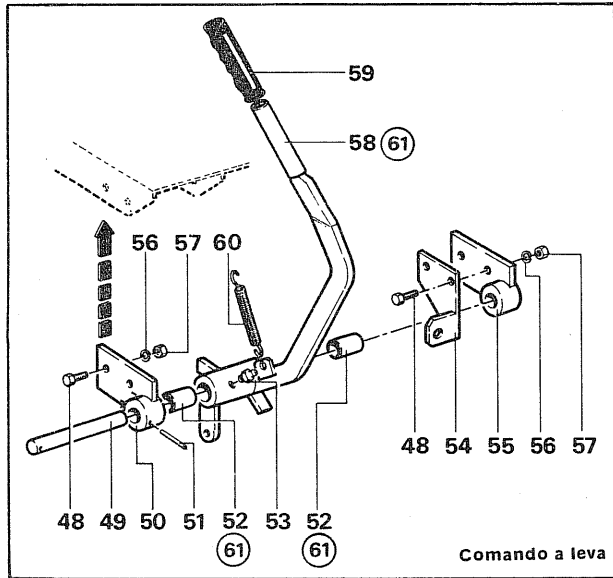
103.011.04

1982

*FATTO*

FIG.	RIFERIMENTO	MODIF.	DENOMINAZIONE	DENOMINATION	Qty.	
1	12.0124	V	Cuscinetto	Bearing	1	
2	996.56.0003	V	Disco condotto PTO	PTO clutch driven plate	1	
3	996.56.0004	V	Spingidisco PTO NFS	PTO pressure plate	1	
4	996.56.0006	V	Molla	Spring	1	
5	996.56.0005	V	Spina elastica	Spring pin	1	
6	996.56.0007	V	Spingidisco NFS	Pressure plate	1	
7	996.56.0010	V	Disco condotto	Clutch driven plate	1	652 253
8	996.56.0011	V	Corpo frizione NFS	Clutch body	1	
9	996.56.0013	V	Spina elastica ??	Spring pin	6	
10	24.0002	V	Rosetta elastica	Spring washer	16	
11	19.0453	V	Vite	Screw	12	
12	103.18.4912	V	Molla	Spring	4	
13	103.02.4909	V	Manicotto PTO ??	PTO sleeve	1	
14	103.02.4908	V	Manicotto ??	Sleeve	1	
15	19.0007	V	Vite	Screw	4	
16	14.0008	V	Anello elastico	Elastic ring	1	
17	12.0123	V	Cuscinetto	Bearing	1	
18	103.01.4869	V	Supporto manicotto	Sleeve support	1	
19	12.0157	V	Cuscinetto	Bearing	1	
20	103.12.4913	V	Manicotto spingidisco	Pressure plate sleeve	1	
21	103.48.4914	V	Cuscinetto <del>(REGOLATA)</del>	Bearing	1	661154 ✓
22	996.56.0008	V	Rivetto NFS	Rivet	8	
23	996.56.0009	V	Ferodo NFS	Ferodo	8	
24	996.56.0022	V	Dado NFS	Nut	3	
25	996.56.0023	V	Tirante NFS	Tie-rod	3	
26	996.56.0021	V	Molla NFS	Spring	3	
27	996.56.0024	V	Levetta corta NFS	Short lever	3	
28	996.56.0016	V	Perno corto NFS	Short pin	6	
29	996.56.0015	V	Perno lungo NFS	Long pin	6	
30	996.56.0017	V	Levetta lunga NFS	Long lever	3	
31	996.56.0012	V	Molla NFS	Spring	3	
32	996.56.0014	V	Braccetto NFS	Arm	3	
33	996.56.0018	V	Dado NFS	Nut	3	
34	996.56.0019	V	Vite NFS	Screw	3	
35	996.56.0020	V	Levetta completa	C.lever	3	
36	996.56.0025	V	Levetta completa PTO	C.PTO lever	3	
37	103.56.4903	V	Frizione completa	C.clutch	1	2020028

IDM disegno esplosivo - Fogli tel. 723000



Gruppo 210 -FRIZIONE DOPPIA -DUAL CLUTCH

Sgr. 212 -COMANDI -CONTROLS

ITMA

600-700

TAV.1.3a

103.011.05

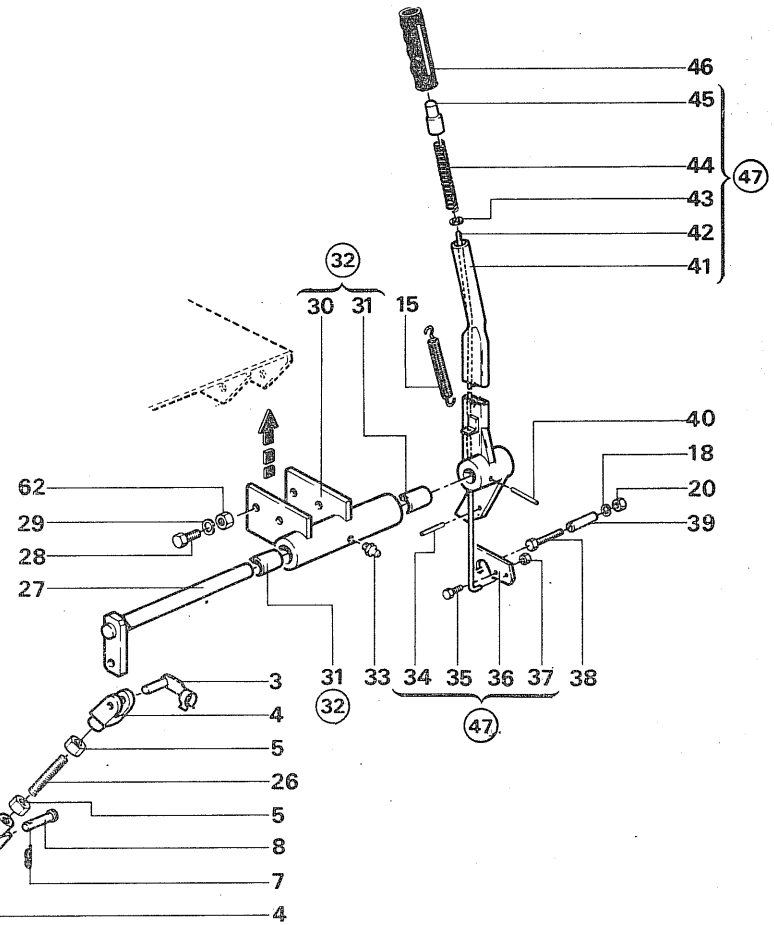
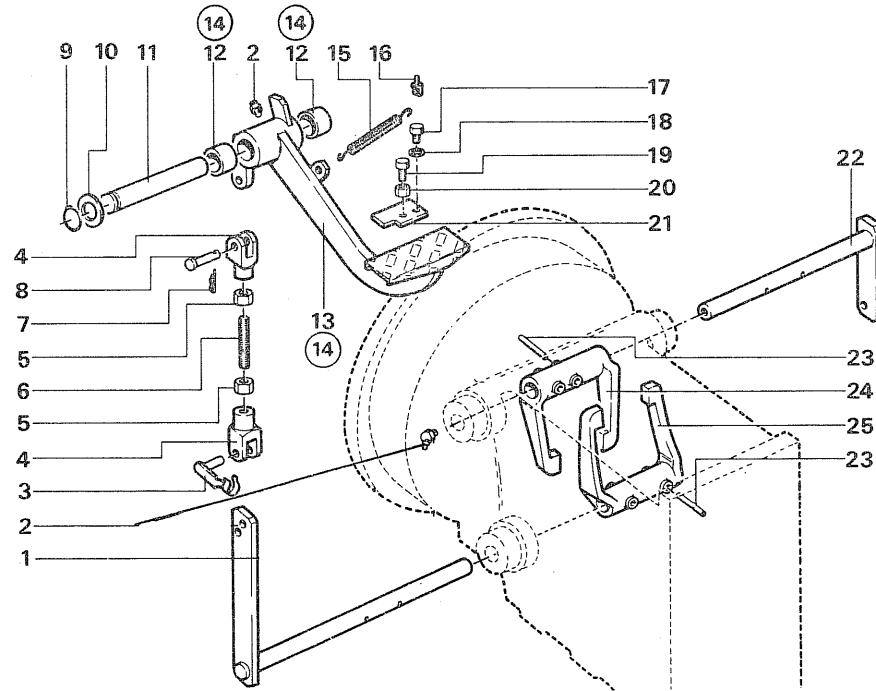
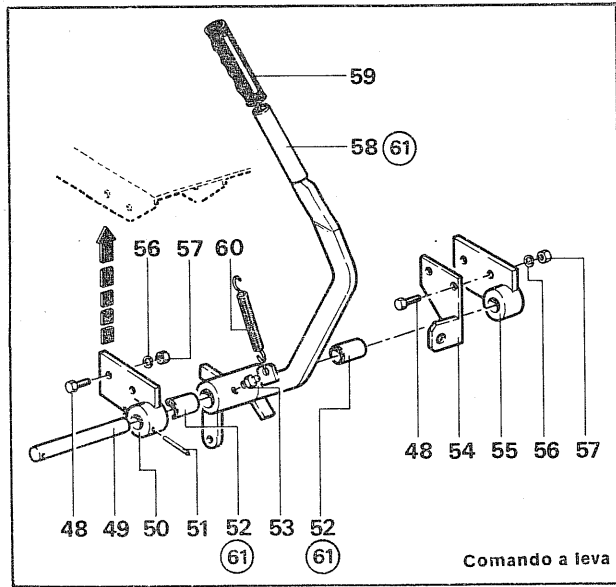
1982

TAV.1.3a

FIG.	RIFERIMENTO	MODIF.	DENOMINAZIONE	DENOMINATION	Qty.	
1	103.11.4870	✓	Asse	Rod	1	
2	15.0008	✓	Ingrassatore	Greaser	3	
3	50.0208	✓	Perno	Pin	2	
4	49.0130	✓	Forcella	Clevis	4	
5	19.0114	✓	Dado	Nut	4	
6	103.19.4639	✓	Tirante	Tie-rod	1	
7	24.0027	✓	Copiglia	Split-pin	2	
8	100.06.0222	✓	Perno	Bolt	2	
9	14.0001	✓	Anello elastico	Elastic ring	1	
10	103.09.3333	✓	Rosetta	Washer	1	
11	103.06.4634	✓	Asse	Rod	1	
12	103.16.1004	✓	Boccola	Bush	2	
13	103.11.4882	✓	Pedale frizione NFS	Clutch pedal	1	
14	103.48.5068	✓	Pedale frizione C.	C.clutch pedal	1	
15	100.18.0302	✓	Molla	Spring	2	
16	100.06.0722	✓	Occhiello	Eye	1	
17	19.0007	✓	Vite	Screw	1	
18	24.0002	✓	Rosetta elastica	Spring washer	2	
19	19.0033	✓	Vite	Screw	1	
20	19.0003	✓	Dado	Nut	2	
21	103.08.4904	✓	Fermo pedale	Pedal stop	1	
22	103.11.4894	✓	Asse	Rod	1	
23	49.0222	✓	Spina elastica	Elastic pin	4	
24	103.04.4910	✓	Leva	Fork lever	1	
25	103.04.4911	✓	Leva	Fork lever	1	
26	103.19.4896	✓	Tirante	Tie-rod	1	
27	103.11.4891	✓	Asse	Rod	1	
28	19.0001	✓	Vite	Screw	4	
29	24.0001	✓	Rosetta elastica	Spring washer	4	
30	103.11.4890	✓	Supporto NFS	Support	1	
31	103.16.1277	✓	Boccola	Bush	2	
32	103.48.5069	✓	Supporto completo	C.support	1	
33	15.0004	✓	Ingrassatore	Greaser	1	
34	49.0202	✓	Spina elastica	Elastic pin	1	
35	19.0031	✓	Vite	Screw	1	
36	103.09.4987	✓	Arpione	Cramp	1	
37	19.0032	✓	Dado	Nut	1	
38	19.0004	✓	Vite	Screw	1	
39	103.12.4940	✓	Distanziale	Spacer	1	
40	49.0727	✓	Spina elastica	Elastic pin	1	
41	103.11.4984	✓	Leva NFS	Lever	1	
42	103.06.4985	✓	Tirante	Tie-rod	1	
43	24.0062	✓	Rosetta	Washer	1	
44	103.18.5090	✓	Molla	Spring	1	
45	103.06.4986	✓	Pulsante	Push-button	1	
46	49.0212	✓	Impugnatura	Handle	1	
47	103.48.4892	✓	Leva C.	C.lever	1	

IDM disegno esplosivo - Fori tel. 723000

itma trattori



Gruppo 210 -FRIZIONE DOPPIA -DUAL CLUTCH

Sgr. 212 -COMANDI -CONTROLS

ITMA

600-700

**FATTO**

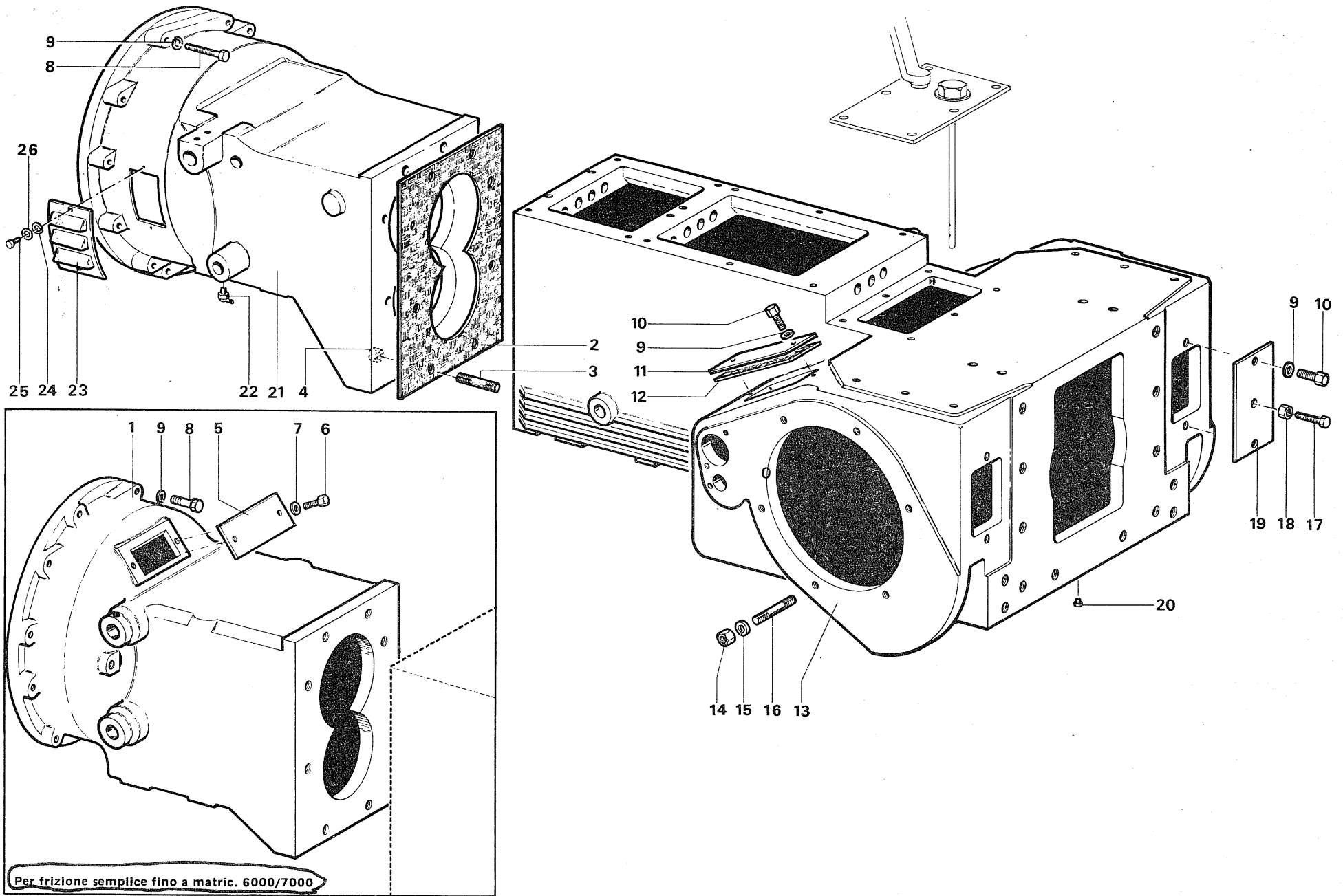
TAV. 1.3a

103.012.05

1982

FIG.	RIFERIMENTO	MODIF.	DENOMINAZIONE	DENOMINATION	Qty.
48	19.0001	✓	Vite	Screw	4
49	103.06.5000	✓	Asse	Rod	1
50	103.11.4997	✓	Supporto SN.	Left support	1
51	49.0726	✓	Spina elastica	Elastic pin	1
52	103.16.1277	✓	Boccola	Bush	2
53	15.0004	✓	Ingrassatore	Greaser	1
54	103.11.5084	✓	Supporto	Support	1
55	103.11.4996	✓	Supporto DS.	Right support	1
56	24.0001	✓	Rosetta elastica	Spring washer	4
57	19.0028	✓	Dado	Nut	4
58	103.11.5007	✓	Leva <i>NFS</i>	Lever	1
58	103.11.5214	✓	Leva per frizione <i>S.NFS</i>	S.clutch lever	1
59	49.0212	✓	Impugnatura	Handle	1
60	100.18.0302	✓	Molla	Spring	1
61	103.48.5017	✓	Leva C.	C.lever	1
61	103.48.5236	✓	Leva C.per frizione S.	S.clutch C.lever	1
62	19.0028	✓	Dado	Nut	4

IDM disegno esplosivo - Forli tel. 723000





**Gruppo** 220 -CAMBIO -GEARBOX

**ITMA**

**600-700**

**Sgr.** 221 -SCATOLA E CAMPANA

-TRACTOR BODY AND BELL CONNECTION

**TAV.2**

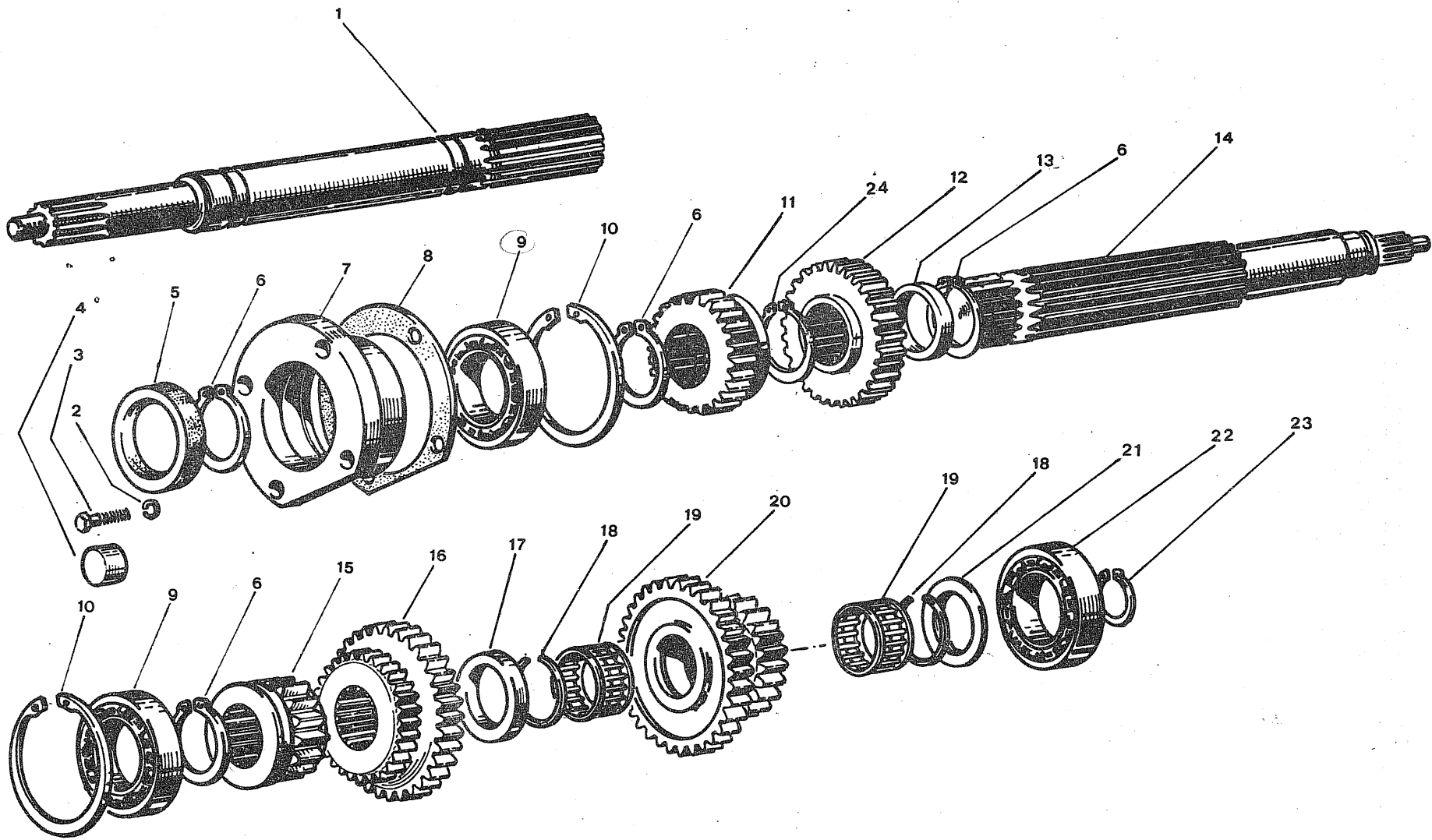
103.021.03

1982

*TRATTO*

FIG.	RIFERIMENTO	MODIF.			DENOMINAZIONE	DENOMINATION	Qty.	
1	103.01.4603	1	✓		Campana	Bell connection	1	
2	103.17.3544		✓		Guarnizione	Gasket	1	661 058
3	102.20.1019		✓		Prigioniero	Stad bolt	8	
4	19.0155		✓		Dado	Nut	8	
5	102.10.1486		✓		Coperchio	Cover	1	
6	19.0010		✓		Vite	Screw	2	
7	24.0004		✓		Rosetta elastica	Spring washer	2	
8	19.0005		✓		Vite	Screw	12	
9	24.0002		✓		Rosetta elastica	Spring washer	20	
10	19.0019		✓		Vite	Screw	8	
11	103.10.3314		✓		Coperchio	Cover	2	
12	103.17.4418		✓		Guarnizione	Gasket	2	
13	103.01.5044 ✓	1	2	3 ✓	Scatola	Tractor body	1	
14	19.0310		✓		Dado	Nut	18	
15	24.0003		✓		Rosetta elastica	Spring washer	18	
16	102.20.2946		✓		Prigioniero	Stud bolt	18	
17	19.0452		✓		Vite	Screw	2	
18	19.0003		✓		Dado	Nut	2	
19	103.08.4742	1	✓		Coperchio	Cover	2	
20	49.0121		✓		Tappo	Plug	1	
21	103.01.4884		✓		Campana	Bell connection	1	
22	15.0008		✓		Ingrassatore	Greaser	2	
23	103.10.5024		✓		Coperchio	Cover	2	
24	24.0004		✓		Rosetta elastica	Spring washer	4	
25	19.0010		✓		Vite	Screw	4	
26	24.0011		✓		Rosetta piana	Washer	4	

IDM disegno esploso - Fori tel. 723000



Gruppo 220 -CAMBIO -GEARBOX

ITMA

600-700

Sgr. 222 -ALBERO FRIZIONE -CLUTCH SHAFT

223 -ALBERO PRIMARIO -DRIVING SHAFT

*FATTO*

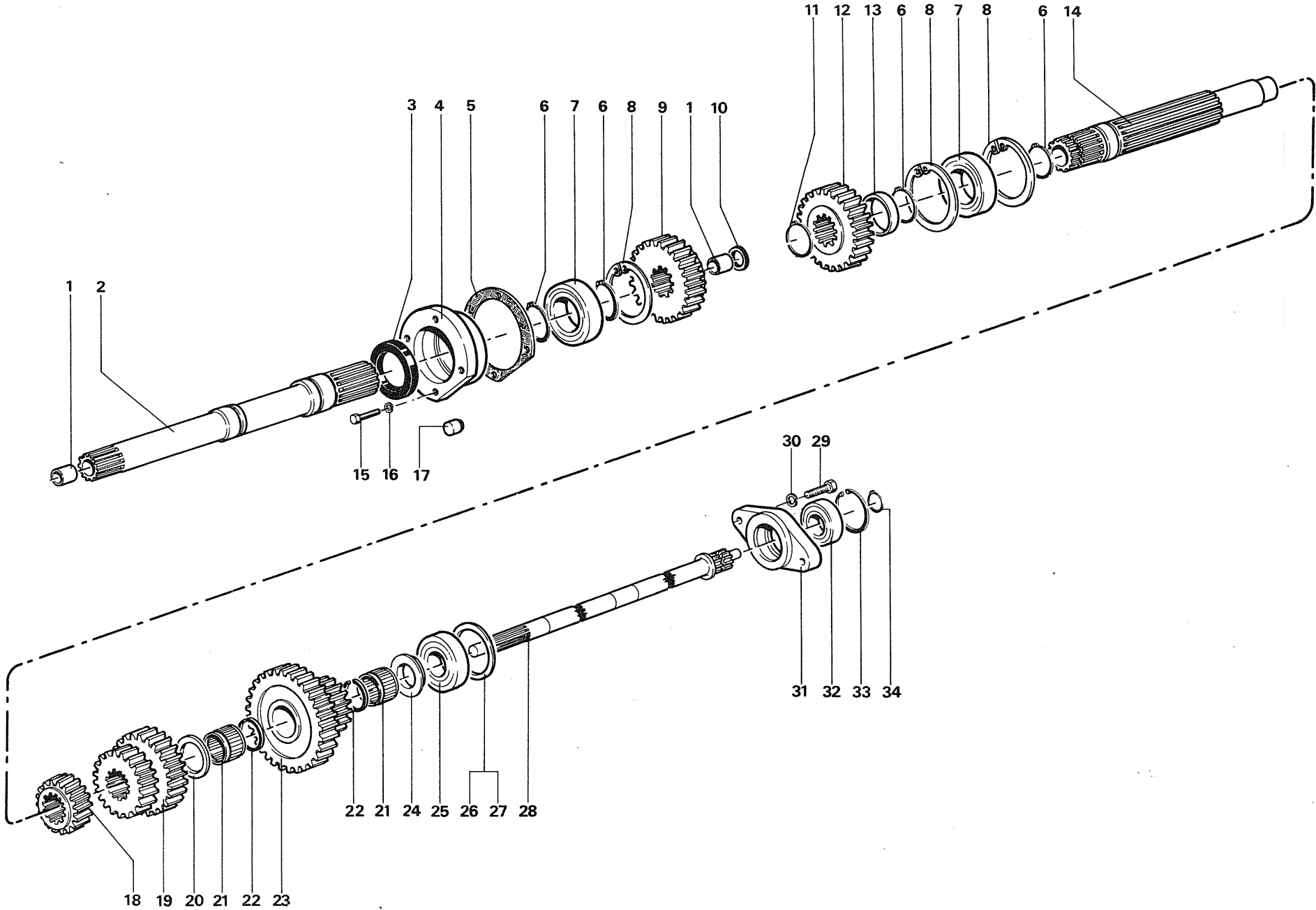
TAV. 3

103.031.02

1982

FIG.	RIFERIMENTO	MODIF.	DENOMINAZIONE	DENOMINATION	Qty.	
1	103.07.3268	✓	Albero	Central clucht shaft	1	
2	24.0002	✓	Rosetta elastica	Spring washer	4	
3	19.0008	✓	Vite	Screw	4	
4	101.06.3540	✓	Tappo	Cap	1	
5	13.0010	✓	Anello di tenuta	Oil seal	1	6220089
6	14.0009	✓	Anello elastico	Elastic ring	4	
7	003.01.0503	✓	Scatola	Bearing box	1	
8	003.17.0703	✓	Guarnizione	Gasket	1	660062
9	12.0022	✓	Cuscinetto	Bearing	2	6200080
10	14.0011	✓	Anello elastico	Elastic ring	3	
11	103.07.3270	✓	Ingranaggio	1st reducer gear	1	660868
12	103.07.3272	✓	Ingranaggio	1st reducer fixedgear	1	660869
13	103.12.3301	✓	Distanziale	Spacer	1	
14	103.07.4096	✓	Albero	Gear driving shaft	1	660874
15	103.07.4082	✓	Ingranaggio 1°	1st speed gear	1	660872
16	103.07.4092	✓	Ingranaggio 2°-3°	2nd-3rd speed gear	1	660873
17	103.06.3289	✓	Anello di rasamento	Washer	1	
18	12.0133	✓	Anello di spallamento	Elastic ring	2	
19	12.0137	✓	Gabbia a rullini	Roller casing	2	621004
20	103.05.4089	✓	Ingranaggio	2nd reducer gear	1	660826
21	103.12.4101	✓	Distanziale	Spacer	1	
22	12.0016	✓	Cuscinetto	Bearing	1	6200063
23	14.0017	✓	Anello elastico	Elastic ring	1	624018
24	14.0010	✓	Anello elastico	Elastic ring	1	

IDM disegno esploso - Fori tel. 723000



FATTO

**Gruppo** 220 -CAMBIO PER FRIZIONE DOPPIA  
-DUAL CLUTCH GEARBOX

**Sgr.** 222 -ALBERO FRIZIONE -CLUTCH SHAFT  
223 -ALBERO PRIMARIO -DRIVING SHAFT

**ITMA**

**600-700**

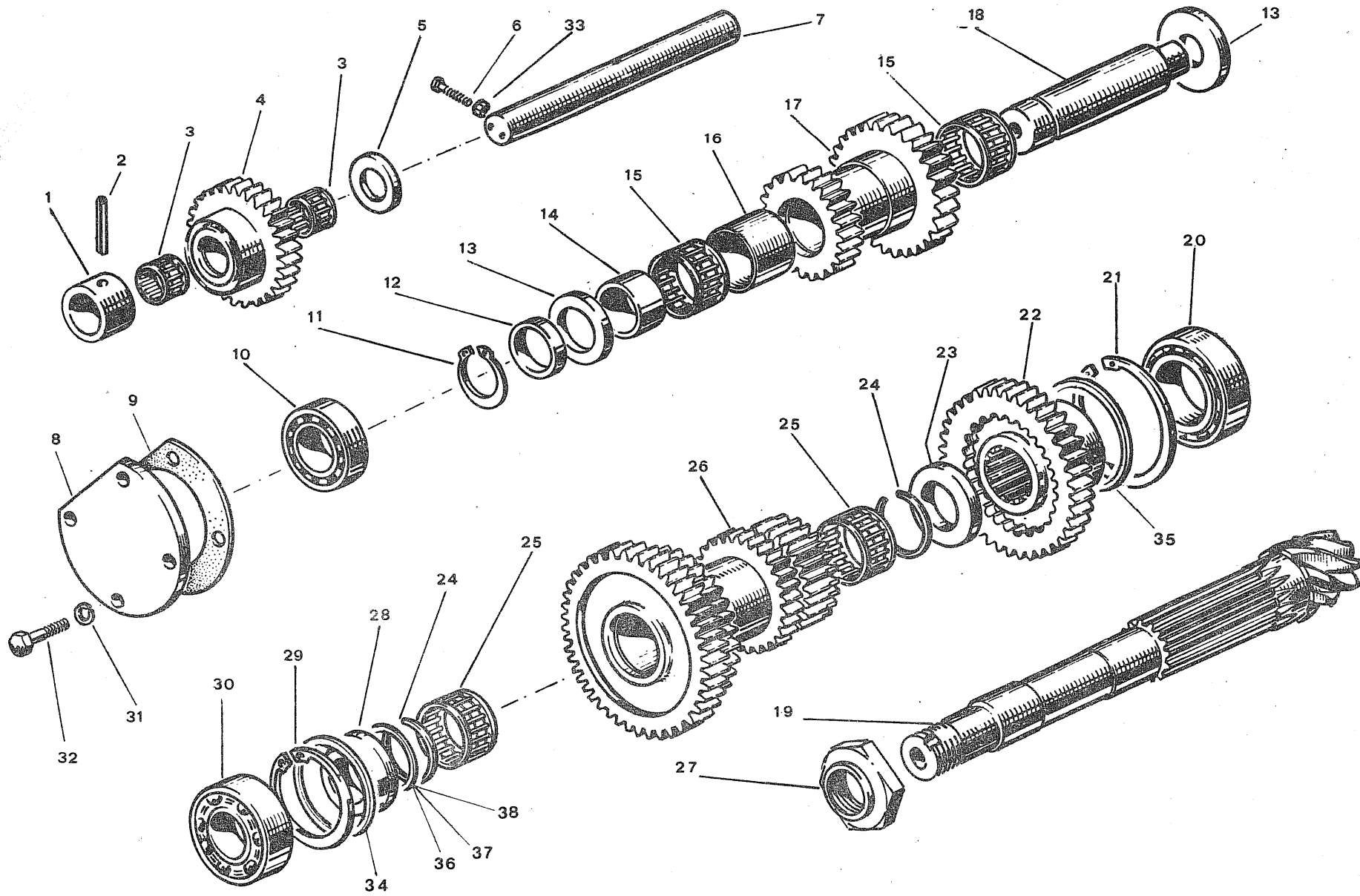
**TAV. 3.1**

103.031.03

1982

FIG.	RIFERIMENTO	MODIF.	DENOMINAZIONE	DENOMINATION	Qnt.	
1	103.16.4883	✓	Boccola	Bush	2	06250032
2	103.07.4867	✓	Albero frizione	Central clutch shaft	1	660878
3	13.0010	✓	Anello di tenuta	Oil seal	1	06220089
4	003.01.0503	✓	Scatola	Bearing box	1	NPF
5	003.17.0703	✓	Guarnizione	Gasket	1	NPF
6	14.0009	✓	Anello elastico	Elastic ring	4	06240139
7	12.0022	✓	Cuscinetto	Bearing	2	06200080
8	14.0011	✓	Anello elastico	Elastic ring	3	06260070
9	103.07.3270	✓	Ingranaggio	1st reducer gear	1	00660868
10	13.0207	✓	Anello di tenuta	Oil seal	1	00620119
11	14.0010	✓	Anello elastico	Elastic ring	1	NPF
12	103.07.3272	✓	Ingranaggio	1st reducer fixed gear	1	00660869
13	103.12.3301	✓	Distanziale	Spacer	1	NPF
14	103.07.4866	✓	Albero	Gear driving shaft	1	00660877
15	19.0008	✓	Vite	Screw	4	06100022
16	24.0002	✓	Rosetta elastica	Spring washer	4	06170029
17	101.06.3540	✓	Tappo	Cap	1	00660263
(18)	103.07.4082	✓	Ingranaggio 1°	1st speed gear	1	00660872
19	103.07.4092	✓	Ingranaggio 2°-3°	2nd-3rd speed gear	1	00660873
20	103.06.3289	✓	Anello di rasamento	Washer	1	00660839
21	12.0137	✓	Gabbia a rullini	Roller casing	2	06210071
22	12.0133	✓	Anello di spallamento	Elastic ring	2	06260082
23	103.05.4089	✓	Ingranaggio	2nd reducer gear	1	00660826
24	103.12.4101	✓	Distanziale	Spacer	1	NPF
25	12.0016	✓	Cuscinetto	Bearing	1	06200063
26	103.09.4791	✓	Spessore 0,2mm	0,2mm spacer	1	00660921
27	103.09.4792	✓	Spessore 0,5mm	0,5mm spacer	1	00660922
28	103.07.4865	✓	Albero frizione PTO	PTO clutch shaft	1	00660876
29	19.0027	✓	Vite	Screw	2	
30	24.0001	✓	Rosetta elastica	Spring washer	2	
31	103.01.4868	✓	Scatola	Bearing box	1	
32	12.0034	✓	Cuscinetto	Bearing	1	06200270
33	14.0003	✓	Anello elastico	Elastic ring	1	
34	14.0006	✓	Anello elastico	Elastic ring	1	

DW disegno esplosivo - Fori tel. 723000

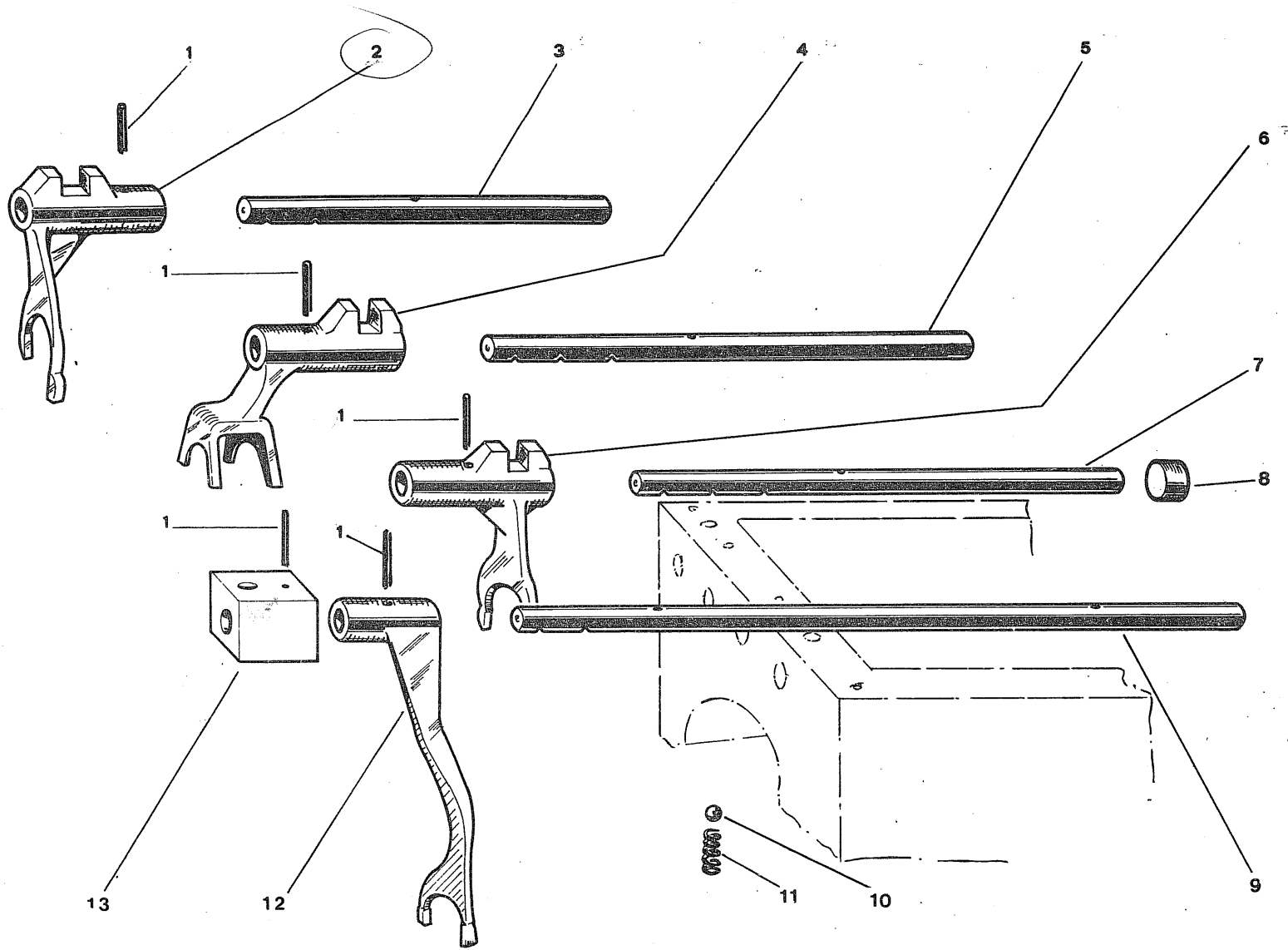


FATTO

<b>Gruppo</b> 220 -CAMBIO -GEARBOX	<b>ITMA</b>	<b>600-700</b>
<b>Sgr.</b> 224 -ALBERO SECONDARIO -DRIVEN SHAFT		
225 -ALBERO R.M. -REVERSE GEAR ROD		
	<b>TAV. 4</b>	
	103.041.02	1982

FIG.	RIFERIMENTO	MODIF.	DENOMINAZIONE	DENOMINATION	Qty.	
1	101.06.3587	✓	Distanziale	Spacer	1	00660245
2	49.0252	✓	Spina elastica	Spring pin	1	06260026
3	12.0138	✓	Gabbia a rullini	Roller casing	2	6210072
4	103.07.4104	✓	Ingranaggio R.M.	Teverse gear	1	660875
5	103.09.3293	✓	Anello di rasamento	Washer	1	NPF
6	19.0428	✓	Vite	Screw	1	06100122
7	103.06.4103	✓	Asse R.M.	Reverse gear rod	1	660852
8	103.09.3558	✓	Coperchio	Bearing cover	1	00660917
9	003.17.5203	✓	Guarnizione	Gasket	1	NPF
10	12.0042	✓	Cuscinetto	Bearing	1	06200052
11	14.0006	✓	Anello elastico	Elastic ring	1	6240046
12	103.12.3299	✓	Distanziale	Spacer	1	661038
13	001.06.3603	✓	Anello di rasamento	Washer	2	660017
14	12.0125	✓	Anello interno	Inner ring for roller	2	6210083
15	12.0039	✓	Gabbia a rullini	Roller casing	2	6210067
16	103.12.3300	✓	Distanziale	Spacer	1	661039
17	103.07.3267	✓	Ingranaggio	1st reducer gear	1	660866
18	103.06.3271	✓	Asse	Gear rod	1	660834
19	103.05.4815	1 ✓	Pignone conico	Cog wheel shaft	1	660828
20	12.0154	1 ✓	Cuscinetto	Bearing	1	06200216
21	14.0028	✓	Anello elastico	Elastic ring	1	06260039
22	103.05.4088	✓	Ingranaggio	2nd reducer gear	1	00660825
23	103.06.3292	✓	Anello di rasamento	Washer	1	00660840
24	12.0133	✓	Anello spallamento	Ring	2	06240082
25	12.0137	✓	Gabbia a rullini	Roller casing	2	6210071
26	103.05.4090	✓	Ingranaggio	Driven gear	1	660827
27	103.20.3424	✓	Ghiera	Bush	1	661086
28	103.06.4816	1 ✓	Anello di rasamento	Washer	1	NPF
29	14.0005	✓	Anello elastico	Elastic ring	1	06260037
30	12.0037	✓	Cuscinetto	Bearing	1	NPF
31	24.0002	✓	Rosetta elastica	Spring washer	4	06170029
32	19.0007	✓	Vite	Screw	4	06100021
33	19.0003	✓	Dado	Nut	1	06120068
34	14.0066	1 ✓	Rondella app. seeger	Washer	1	06180107
35	14.0065	1 ✓	Rondella app. seeger	Washer	1	06180108
36	103.09.4817	1 ✓	Spessore registro 0,2	Spacer	1	00660924
37	103.09.4818	1 ✓	Spessore registro 0,3	Spacer	1	00660925
38	103.09.4819	1 ✓	Spessore registro 0,5	Spacer	1	00660926

IDM disegno esploso - Forli tel. 723000

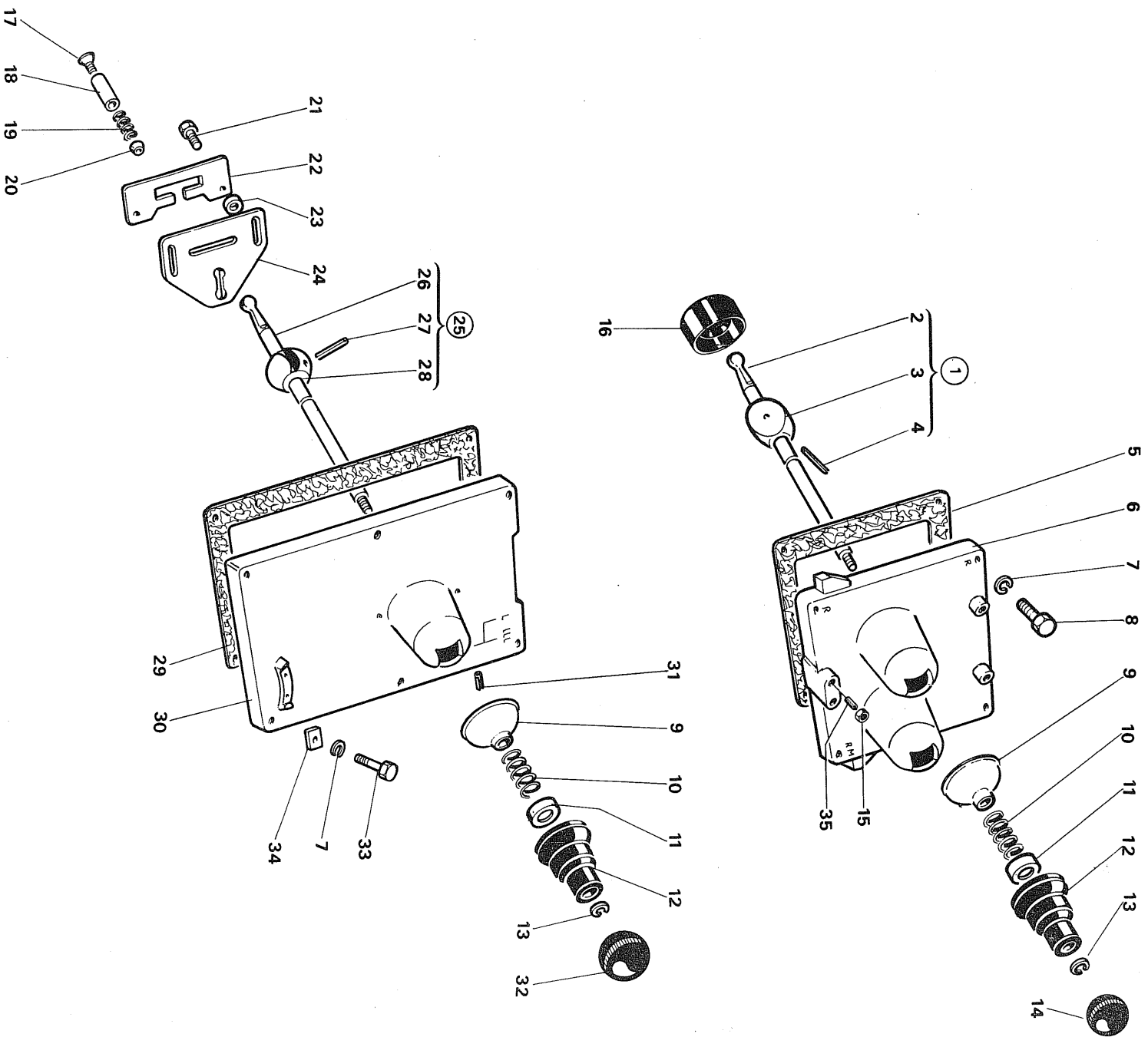






MODIFICA  
CORRENTO

1/2.0008 N° 8 STENDA  
100.1803.16 N° 8 MOLLA

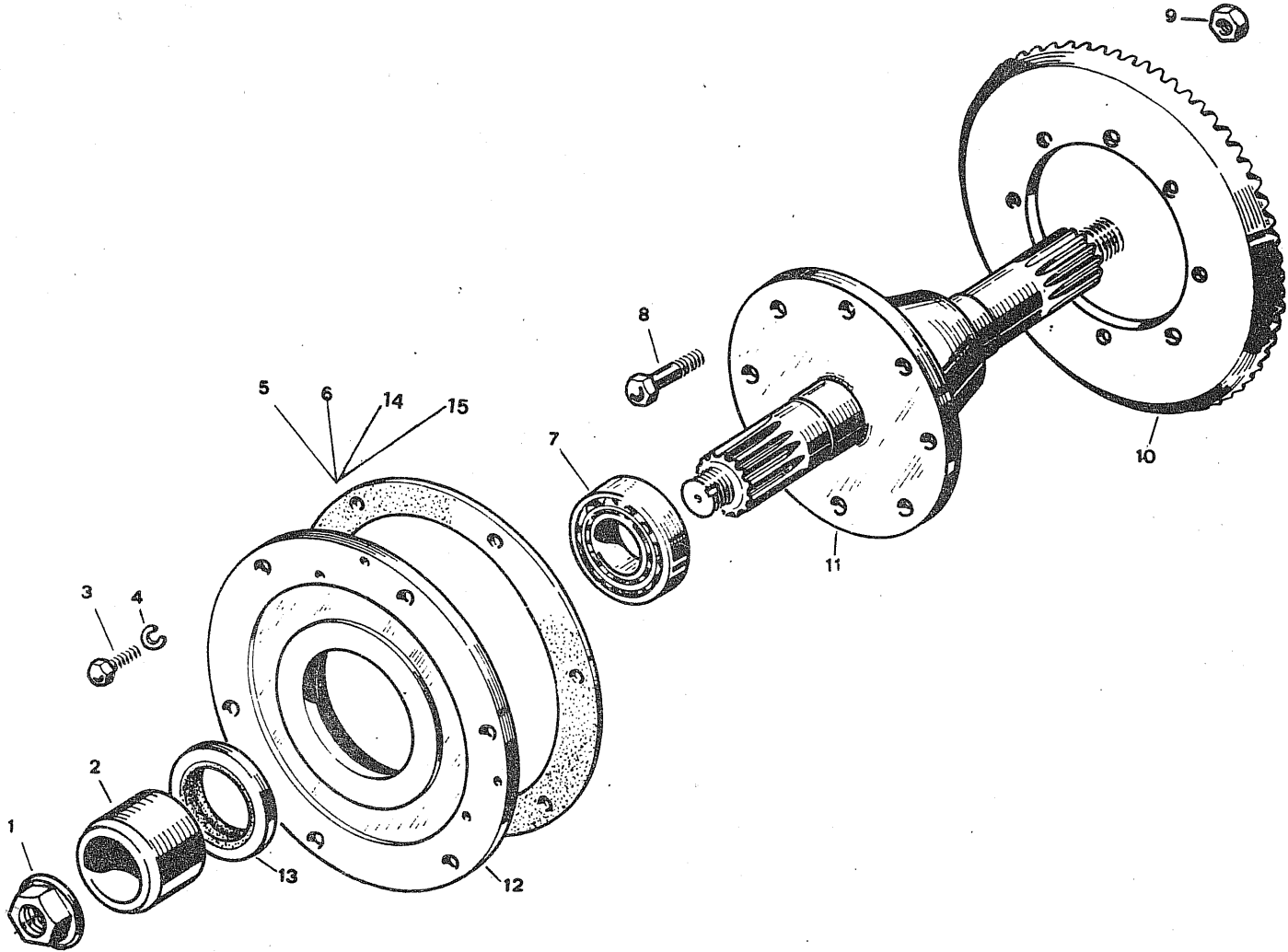


**FATTO**

<b>Gruppo</b> 220 -CAMBIO -GEARBOX	<b>ITMA</b>	<b>600-700</b>
<b>Sgr.</b> 227 -COMANDI CAMBIO -GEARBOX CONTROLS	<b>TAV. 6</b>	
228 -COMANDO RIDUTTORE -REDUCER CONTROLS		
	103.061.03	4982

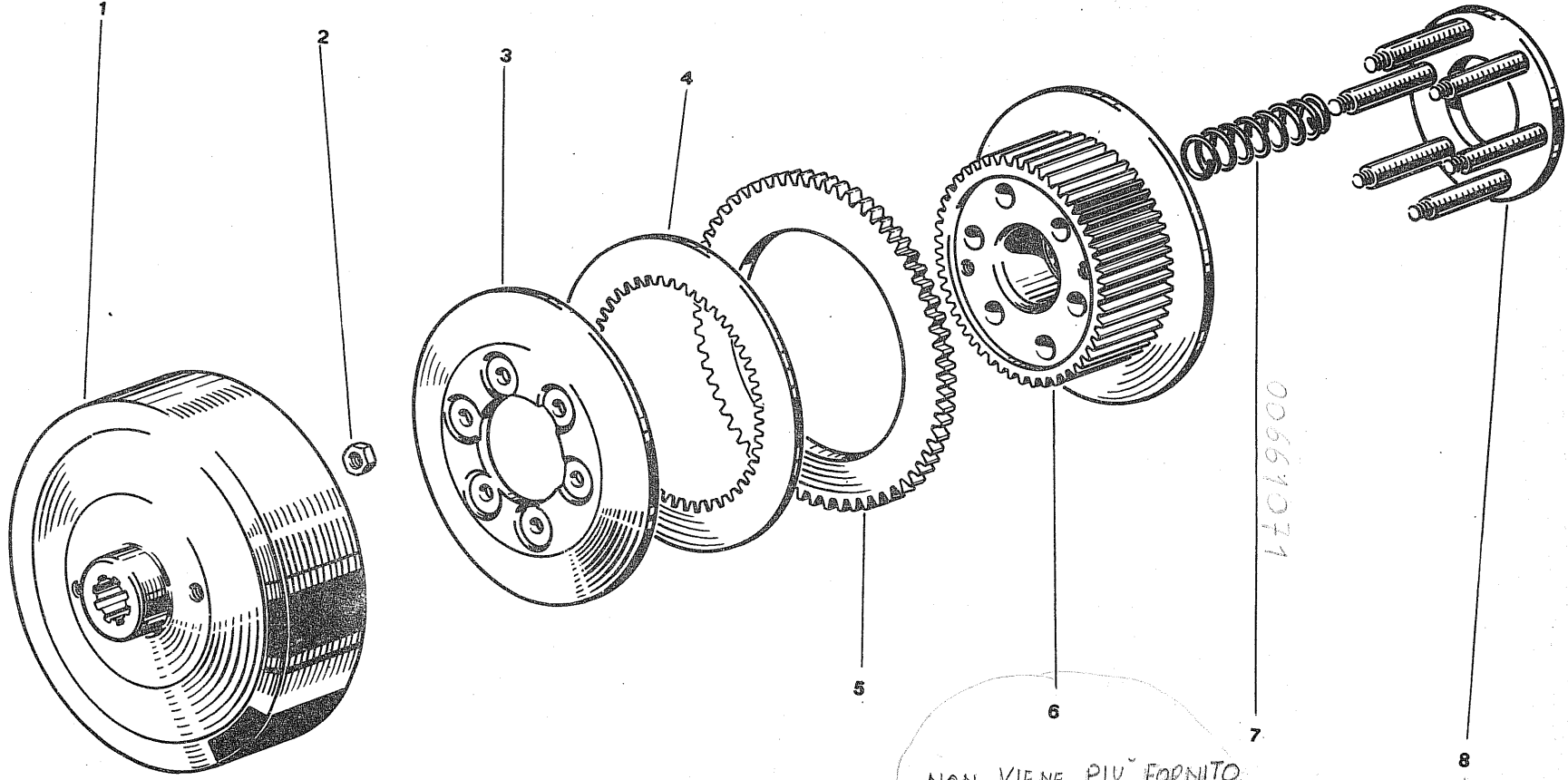
FIG.	RIFERIMENTO	MODIF.	DENOMINAZIONE	DENOMINATION	Qty.	
1	103.48.0246	✓	Leva completa <b>(NPF)</b>	C.reducer lever	2	
2	103.06.3234	✓	Leva riduttore	Reducer lever	2	660833
3	101.06.3565	✓	Distanziale	Spacer	2	660244
4	49.0727	✓	Spina elastica	Spring pin	2	
5	103.17.3546	✓	Guarnizione	Gasket	1	661060
6	103.01.4929	① ✓	Coperchio <i>era 103.01.3516</i>	Cover	1	
7	24.0002	✓	Rosetta elastica	Spring washer	8	
8	19.0004	✓	Vite	Screw	7	
9	100.09.0101	✓	Scodellino	Lever cup	3	
10	100.18.0312	✓	Molla	Spring	3	
11	100.09.0102	✓	Scodellino	Spring cup	3	
12	200.29.8591	✓	Cuffia protezione	Rubber protection	3	661236
13	14.0026	✓	Anello elastico	Elastic ring	3	
14	49.0026	✓	Pomello	Handle	2	
15	19.0344	✓	Dado	Nut	4	
16	103.29.4972	① ✓	Cuffia <i>era 49.0117</i>	Rubber protection	3	
17	19.0356	✓	Vite	Screw	1	
18	102.12.3596	✓	Distanziale	Spacer	1	
19	100.18.0994	✓	Molla	Spring	1	
20	100.06.0218	✓	Pastiglia	Contact pellet	1	
21	19.0019	✓	Vite	Screw	2	
22	003.09.4204	✓	Selettore	Selector plate	1	
23	102.12.3597	✓	Distanziale	Spacer	2	
24	003.09.0904	✓	Settore	Sector	1	
25	103.48.0203	✓	Leva completa <b>(NPF)</b>	C.gearbox lever	1	
26	103.06.3233	✓	Leva cambio	Gearbox lever	1	660832
27	49.0048	✓	Spina elastica	Spring pin	1	
28	102.06.3236	✓	Sfera	Ball	1	660593
29	103.17.3545	✓	Guarnizione	Gasket	1	661059
30	103.01.3555	✓	Coperchio	Cover	1	
31	49.0202	✓	Spina elastica	Spring pin	1	
32	49.0689	✓	Pomello	Handle	1	
33	19.0005	✓	Vite	Screw	1	
34	103.08.4209	✓	Fermo <b>(NPF)</b>	Stop	1	
35	19.0466	✓	Vite	Screw	4	
<p>✓ Serie finali - Centris 65th50</p>						

IDW disegno esplosivo - Fori tel. 723000





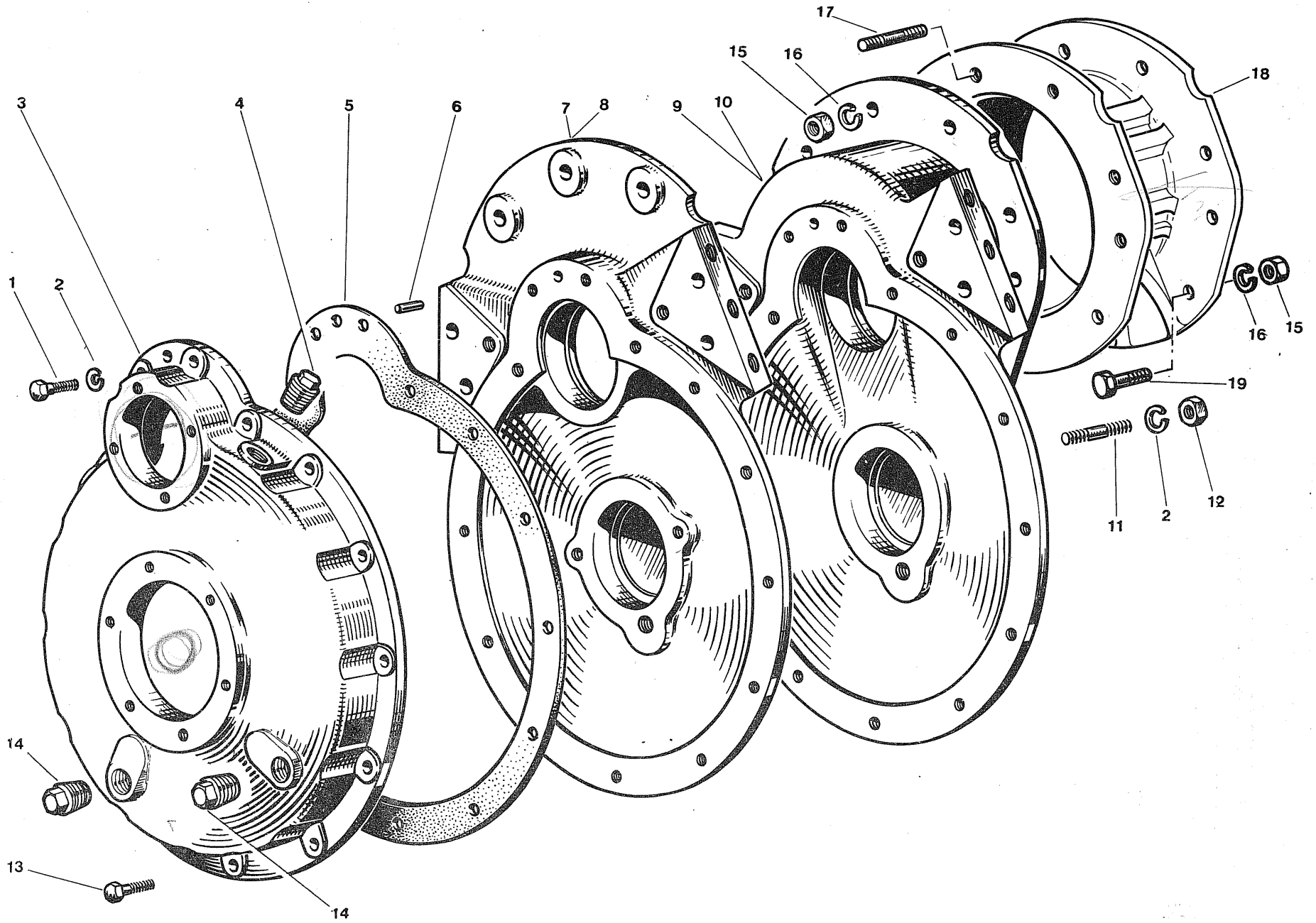
70809900



NON VIENE PIU' FORNITO

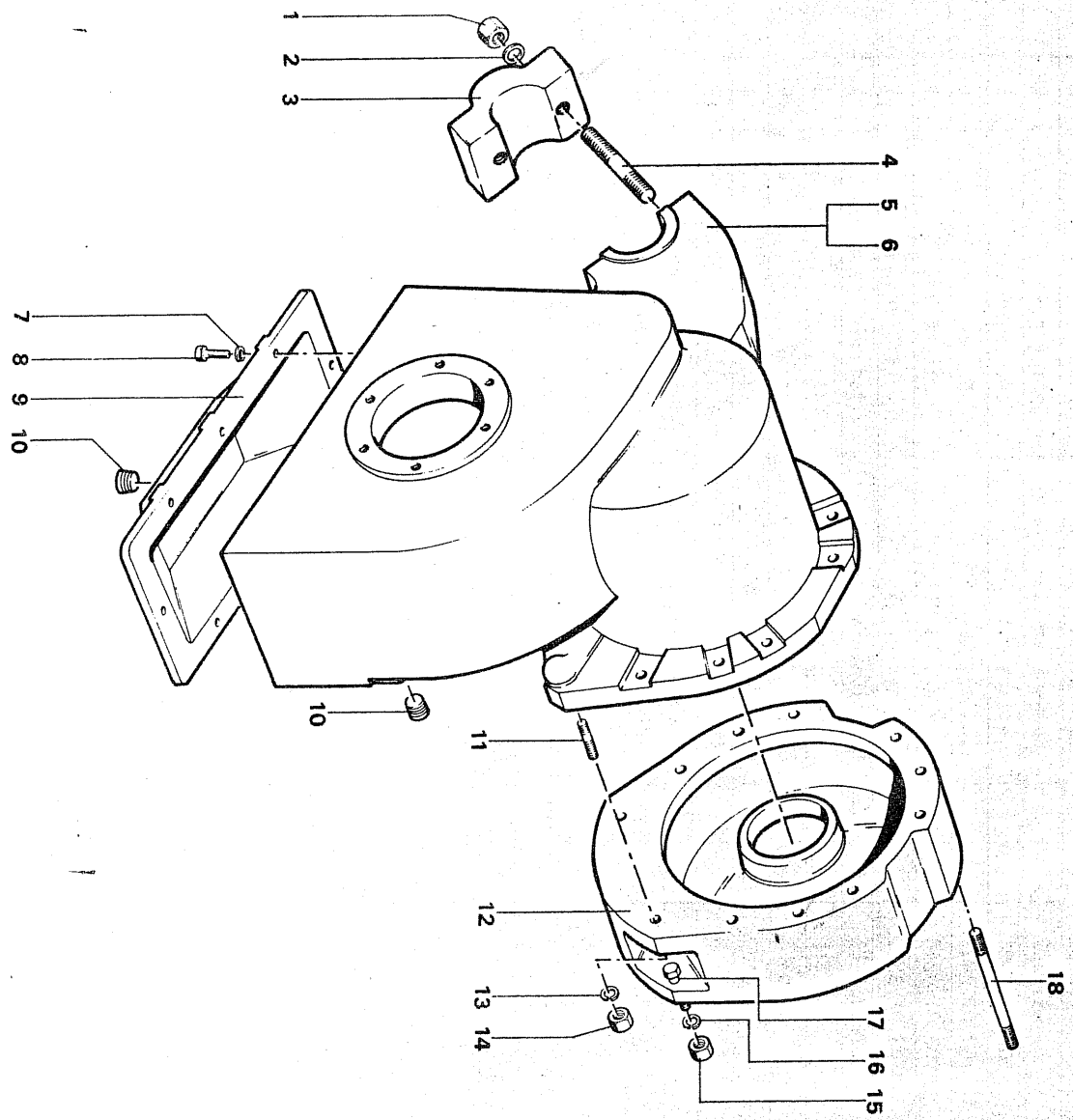
00661071











Gruppo 230 -PONTE POSTERIORE -REAR CASING

ITMA

600-700

Sgr. 233 -SCATOLE RIDUTTORI -REDUCER BOXER

TAV. 9.1

*FATO*

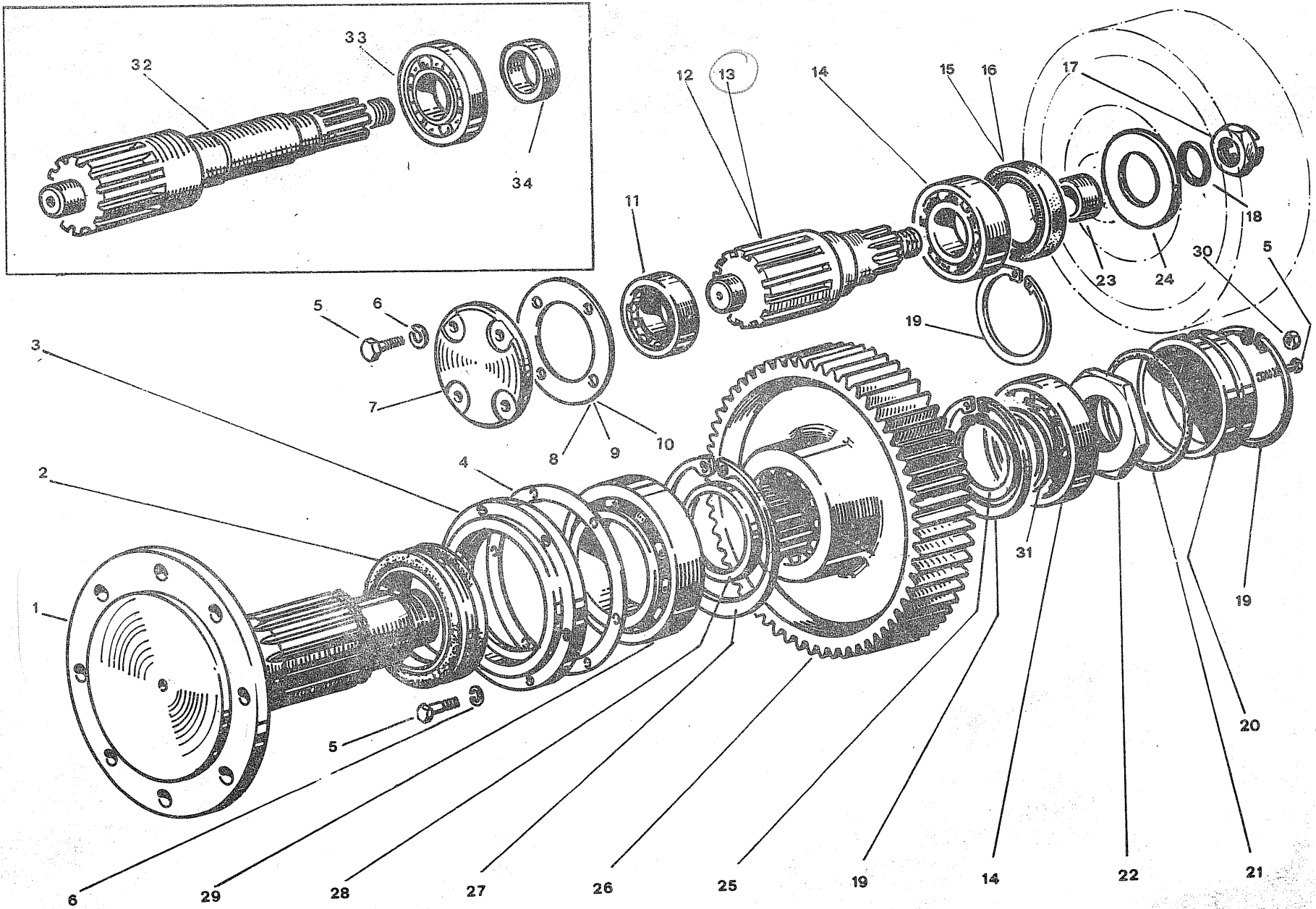
103.091.03

1982

FIG.	RIFERIMENTO	MODIF.	DENOMINAZIONE	DENOMINATION	Qty.	
1	19.0043	✓	Dado	Nut	4	
2	24.0031	✓	Rosetta elastica	Spring washer	4	
3	103.01.3370	✓	Cappello	Cap	2	
4	103.20.1464	✓	Prigioniero	StudBolt	4	
5	103.01.4935	✓	Scatola riduttore DS <i>NFS</i>	DS reducer box	1	<i>661160</i>
6	103.01.4936	✓	Scatola riduttore SN <i>NFS</i>	SN reducer box	1	<i>661161</i>
7	24.0002	✓	Rosetta elastica	Spring washer	8	
8	19.0083	✓	Vite	Screw	8	
9	103.01.4953	✓	Coperchio	Cover	1	<i>660798</i>
10	49.0121	✓	Tappo	Plug	4	
11	102.20.2946	✓	Prigioniero	Stud bolt	4	
12	103.01.4952	✓	Distanziale M	M spacer	2	
13	24.0003	✓	Rosetta elastica	Spring washer	4	
14	19.0310	✓	Dado	Nut	4	
15	19.0310	✓	Dado M	M nut	4	
16	24.0003	✓	Rosetta elastica M	M spring washer	4	
17	19.0048	✓	Vite M	M screw	4	
18	103.20.4971	✓	Prigioniero M	M stud bolt	18	
	<i>103485080</i>	✓	<i>scatola con coperchio</i>	<i>DS</i>	<i>✓ 661160</i>	
	<i>103485081</i>	✓	<i>" " "</i>	<i>SN</i>	<i>✓ 661161</i>	

IDM disegno esplosivo - Fori tel. 723000

*651395*



Gruppo 230 -PONTE POSTERIORE -REAR CASING

Sgr. 234 -RUOTISMI RIDUTTORE -REDUCER GEARS

FATTO

ITMA

600-700

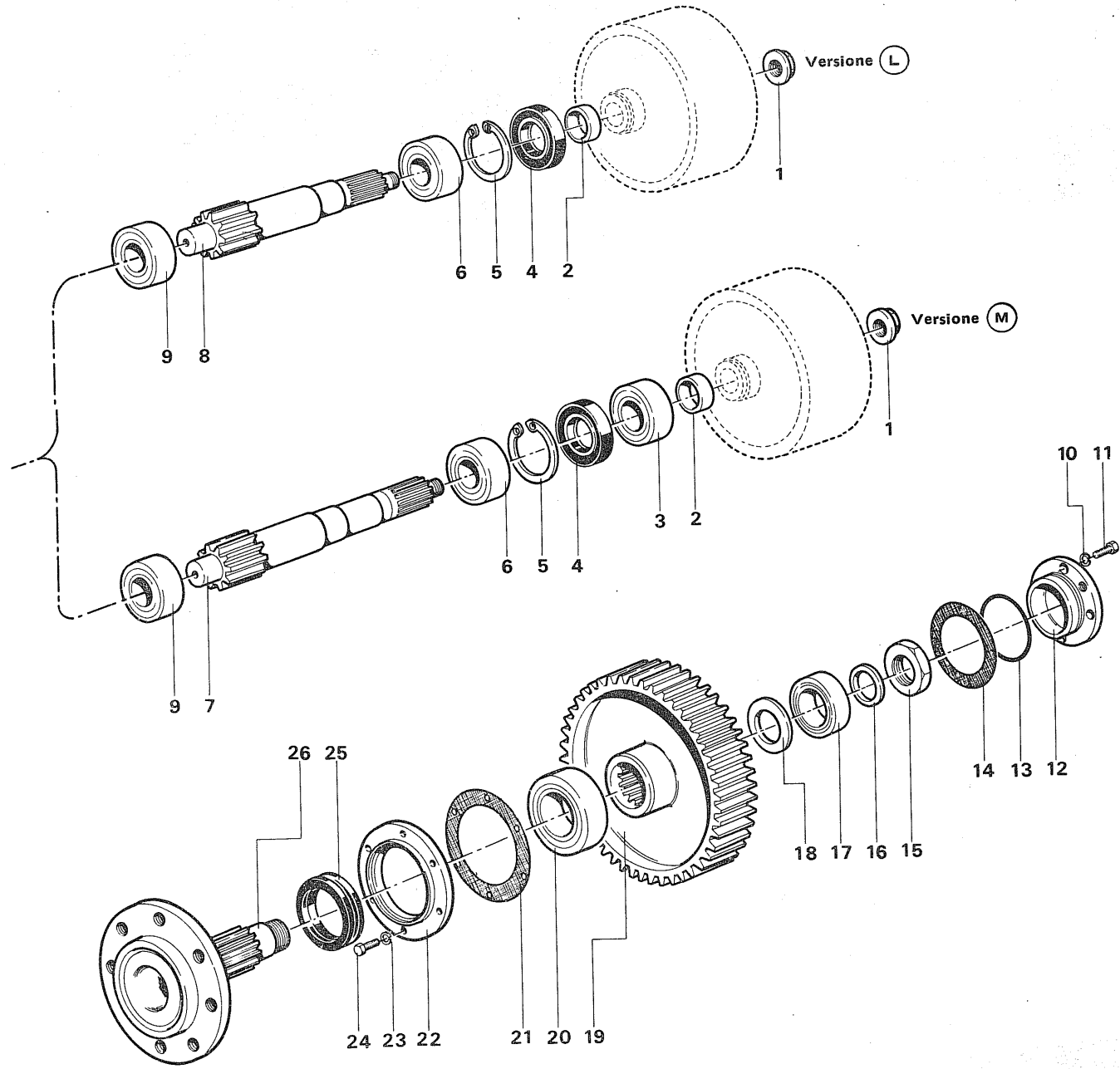
TAV. 10

103.101.02

1982

FIG.	RIFERIMENTO	MODIF.	DENOMINAZIONE	DENOMINATION	Qnt.	
1	103.05.3504	✓	Asse	Driven gear axle	2	660820
2	13.0132	✓	Gruppo tenuta	Seal unit	2	620105
3	103.01.3505	✓	Anello	Tight ring	2	660782
4	003.17.1207	✓	Guarnizione	Gasket	2	660064
5	19.0007	✓	Vite	Screw	22	6100021
6	24.0002	✓	Rosetta elastica	Spring washer	22	6174029
7	003.01.1516	✓	Coperchio	Cover	2	660048
8	103.17.4670	✓	Guarnizione sp.0,1	0,1mm thick gasket	2	661063
9	103.17.4609	✓	Guarnizione sp.0,5	0,5mm thick gasket	2	661065
10	103.17.4610	✓	Guarnizione sp.0,2	0,2mm thick gasket	2	661066
11	12.0108	✓	Cuscinetto	Bearing	2	620027
12	103.07.3594	✓	Pignone N	N pinion	2	660870
13	103.07.3595	✓	Pignone L	L pinion	2	651428
14	12.0032	✓	Cuscinetto	Bearing	4	620010
15	13.0004	✓	Anello di tenuta N-M	N-M seal	2	620084
16	13.0026	✓	Anello di tenuta L	L seal	2	620090
17	103.20.4373	✓	Dado	Nut	2	* 661088
18	13.0184	✓	Anello OR	O-ring	2	6230108
19	14.0011	✓	Anello elastico	Elastic ring	6	624010
20	103.01.3245	✓	Coperchio	Cover	2	660780
21	13.0126	✓	Anello OR	O-ring	2	6230128
22	103.20.3028	✓	Ghiera	Adjusting nut	2	661090
23	003.12.2107	✓	Distanziale L	L spacer	2	660060
24	103.12.1819	✓	Distanziale N	N spacer	2	661036
25	14.0027	✓	Anello elastico	Elastic ring	2	6240093
26	003.05.0807	✓	Corona	Driven gear	2	660051
27	14.0047	✓	Anello elastico	Elastic ring	2	6240098
28	103.12.3304	✓	Distanziale	Spacer	2	661042
29	12.0033	✓	Cuscinetto	Bearing	2	620014
30	19.0003	✓	Dado	Nut	2	622116
31	103.12.4068	✓	Distanziale	Spacer	2	661044
32	103.07.4433	✓	Pignone M	M pinion	2	651424
33	12.0123	✓	Cuscinetto M	M bearing	2	620032
34	003.12.2107	✓	Distanziale M	M spacer	2	660060
						* 661088 ??

DW disegno esplosivo - Fori tel. 723000



Gruppo 230 -PONTE POSTERIORE -REAR CASING

Sgr. 234 -RUOTISMI RIDUTTORE -REDUCER GEARS

ITMA

600-700

TAV.10.1

103.101.03

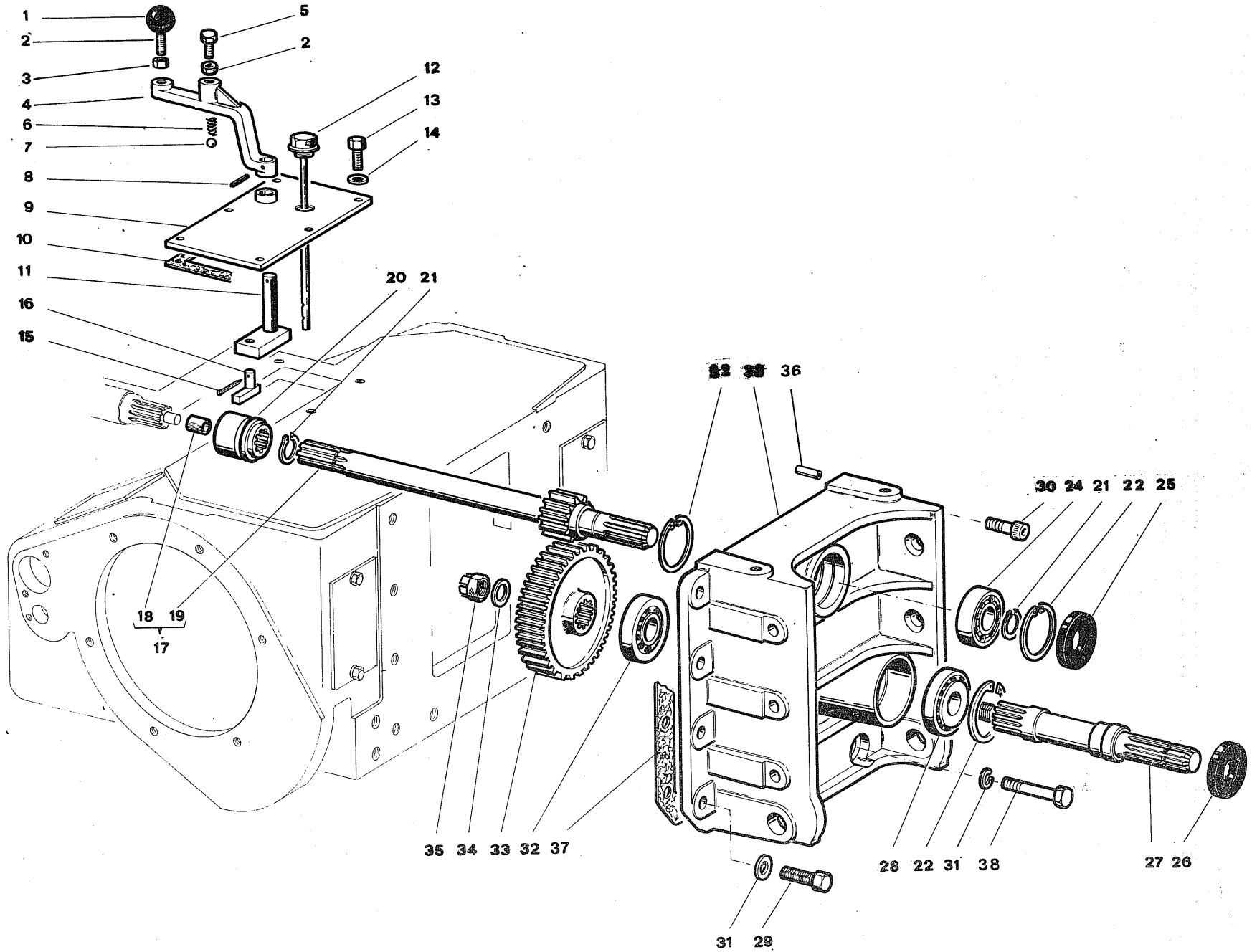
1982

*FATTO*

FIG.	RIFERIMENTO	MODIF.	DENOMINAZIONE	DENOMINATION	Qty.	
1	103.20.3592	✓	Dado	Nut	2	66108K
2	003.12.2107	✓	Distanziale	Spacer	2	
3	12.0123	✓	Cuscinetto M	M bearing	2	
4	13.0026	✓	Anello di tenuta	Seal	2	6220102
5	14.0011	✓	Anello elastico	Elastic ring	2	6210070
6	12.0025	✓	Cuscinetto	Bearing	2	6200233
7	103.07.4958	✓	Pignone M	M pinion	2	660880
8	103.07.4957	✓	Pignone L	L pinion	2	660879
9	12.0159	✓	Cuscinetto	Bearing	2	620021K
10	24.0001	✓	Rosetta elastica	Spring washer	8	
11	19.0256	✓	Vite	Screw	8	
12	103.01.4954	✓	Coperchio	Cover	2	660799
13	13.0126	✓	Anello OR	O-ring	2	6230128
14	103.09.5146	✓	Registro sp.0,05	Sp.0,05 adjusting shim	2	660931
14	103.09.5147	✓	Registro sp.0,1	Sp.0,1 adjusting shim	2	660932
14	103.09.5148	✓	Registro sp.0,2	Sp.0,2 adjusting shim	2	660933
14	103.09.5149	✓	Registro sp.0,5	Sp.0,5 adjusting shim	2	660934
15	103.20.4965	✓	Ghiera	Adjusting nut	2	661090
16	103.12.4969	✓	Distanziale	Spacer	2	661049
17	12.0032	✓	Cuscinetto	Bearing	2	6200212
18	103.12.4970	✓	Distanziale	Spacer	2	661050
19	103.05.4960	✓	Corona	Driven gear	2	660830
20	12.0033	✓	Cuscinetto	Bearing	2	6200213
21	003.17.1207	✓	Guarnizione	Gasket	2	660064
22	103.01.3505	✓	Anello	Tight ring	2	660782
23	24.0002	✓	Rosetta elastica	Spring washer	12	
24	19.0083	✓	Vite	Screw	12	
25	13.0132	✓	Gruppo di tenuta	Seal unit	2	620105
26	103.05.4959	✓	Asse	Driven gear axle	2	660829

IDM disegno esplosivo - Fori tel. 723000







**Gruppo** 240 -PRESA DI FORZA -P.T.O.

**Sgr.** 241 -RUOTISMI -GEARS

242 -COMANDI -CONTROLS

**ITMA**

**600-700**

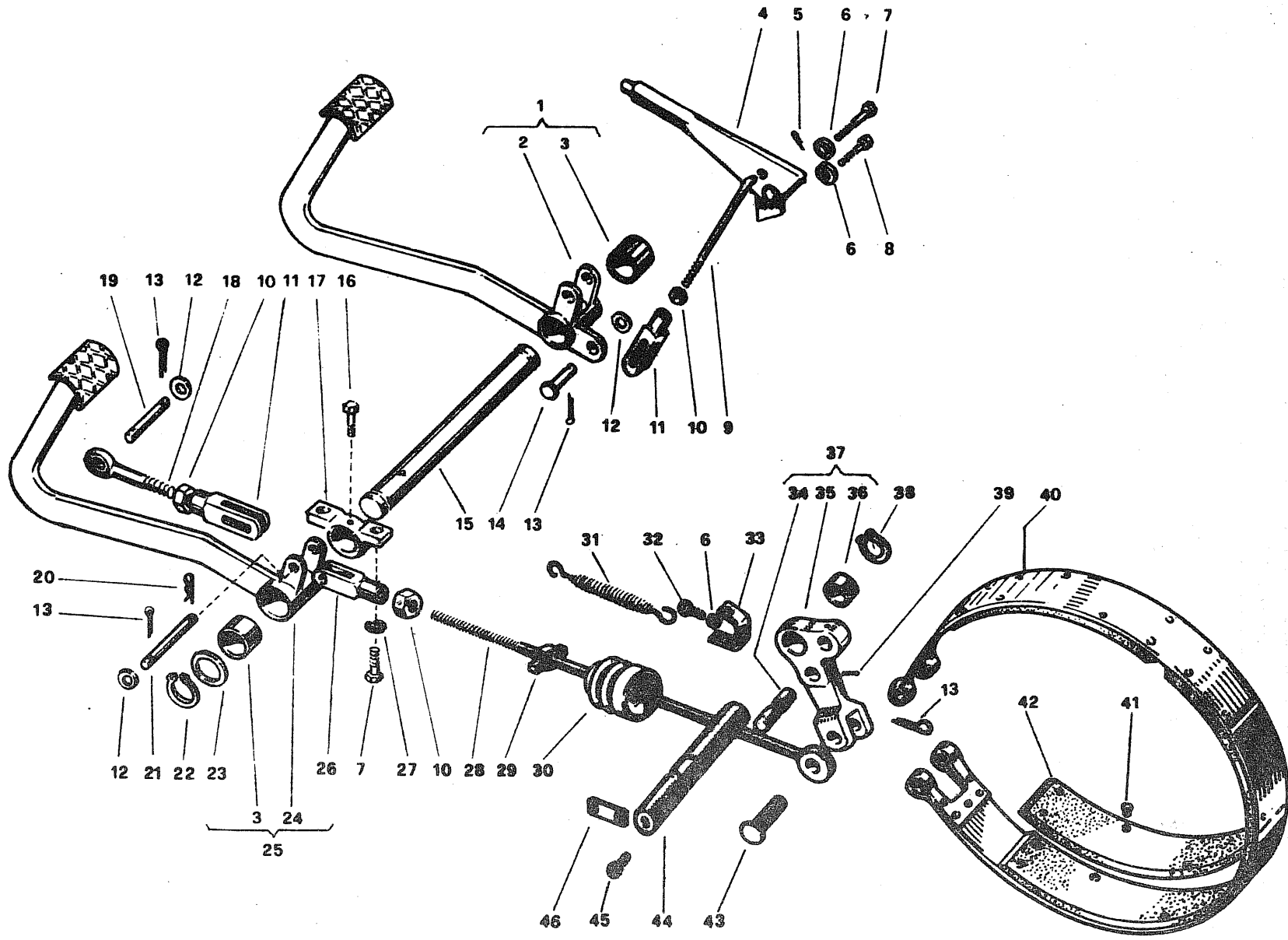
**TAV.11**

103.111.02

1982

FIG.	RIFERIMENTO	MODIF.	DENOMINAZIONE	DENOMINATION	Qty.	
1	49.0690		Pomello	Handle	1	
2	102.19.2959		Perno	Pin	1	660709
3	19.0344		Dado	Nut	2	
4	101.02.4473		Leva	P.T.O. lever	1	660219
5	19.0013		Vite	Screw	1	6100039
6	102.18.1934	1	Molla	Spring	1	660706
7	12.0008		Sfera	Ball	1	6370007
8	49.0010		Spina elastica	Spring pin	1	6260014
9	103.11.4909		Coperchio	Cover <del>660815</del> No!!	1	
10	103.17.4261		Guarnizione	Gasket	1	661061
11	<del>103.10.4108</del>		Levetta 103.11.4535	Lever	1	660983
12	103.55.4374		Tappo livello	Dipstick cap	1	
13	19.0019		Vite	Screw	5	
14	24.0002		Rosetta elastica	Spring washer	5	
15	24.0018		Copiglia	Split pin 620394	1	6270001
16	100.06.0170		Pattino	Slide	1	660102
17	103.48.0340		Albero completo	Complete PTO driving	1	661145 13Dent
18	102.16.1285		Boccola	Bushing	1	
19	103.05.4074		Albero	PTO driving shaft	1	661145
20	003.07.0809		Manicotto	Coupling sleeve	1	660053
21	14.0006		Anello elastico	Elastic ring	2	6240046
22	14.0013		Anello elastico	Elastic ring	3	
23	103.02.4076		Scatola	P.T.O. box	1	
24	12.0081		Cuscinetto	Bearing	1	6200214
25	13.0182		Anello di tenuta	Seal	1	
26	13.0014		Anello di tenuta	Seal	1	
27	103.07.4075		Albero P.F.	P.T.O. driven shaft	1	660871
28	12.0053		Cuscinetto	Bearing	1	
29	19.0418		Vite	Screw	6	
30	19.0429		Vite	Screw	2	
31	24.0028		Rosetta elastica	Spring washer	8	
32	12.0037		Cuscinetto	Bearing	1	
33	103.05.4073		Ingranaggio	Gear	1	
34	24.0012		Rosetta	Washer	1	
35	19.0251	1	Dado	Nut	2	
36	50.0220		Spina	Pin	2	
37	103.17.4262		Guarnizione	Gasket	1	661062
38	19.0419		Vite	Screw	2	

IDM disegno esploso - Fori tel. 723000



Gruppo 310 -FRENI -BRAKES

ITMA

600-700

Sgr. 311 -FRENO A NASTRO -BAND BRAKE

312 -COMANDO A PEDALE -PEDAL CONTROL

313 -COMANDO A MANO -HAND CONTROL

FATTO

TAV.12

103.121.01

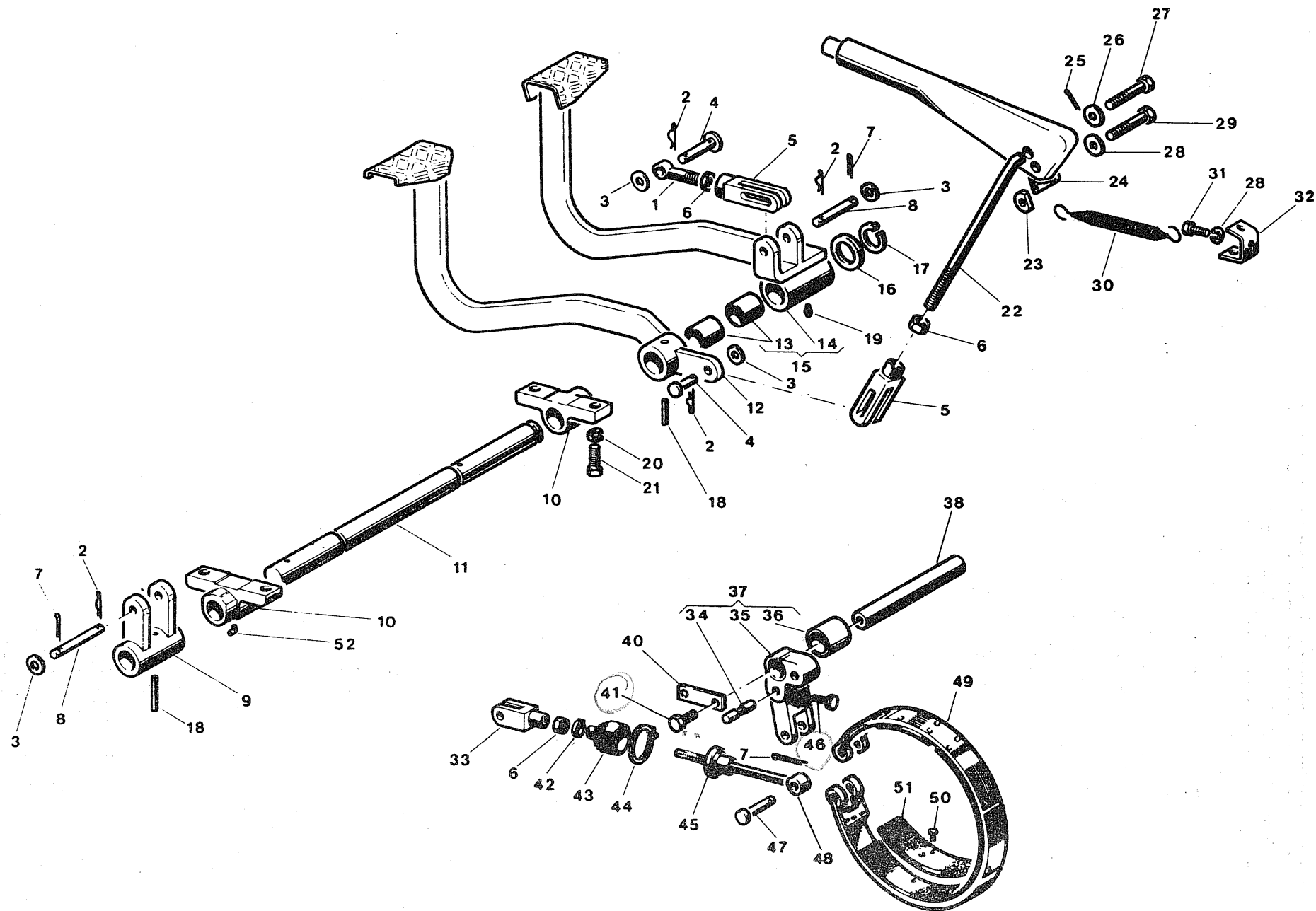
1982

FIG.	RIFERIMENTO	MODIF.	DENOMINAZIONE	DENOMINATION	Qty.	
1	103.48.0350	✓	Pedale D.C.	Complete right pedal	1	
2	103.11.4284	✓	Pedale D.	Pedal right	1	
3	103.16.1004	✓	Boccola	Bush	4	
4	200.55.8176	✓	Leva freno	Parking brake lever	1	
5	24.0005	✓	Copiglia	Split pin	1	
6	24.0002	✓	Rosetta elastica	Spring washer	3	
7	19.0072	✓	Vite	Screw	5	
8	19.0011	✓	Vite	Screw	1	
9	103.06.4220	✓	Tirante	Tie-rod	1	
10	19.0144	✓	Dado	Nut	5	
11	103.06.3348	✓	Forcella	Slotted clevis	3	
12	24.0017	✓	Rosetta	Washer	9	
13	24.0027	✓	Copiglia	Split pin	10	
14	102.06.1162	✓	Perno	Pin	1	
15	103.06.3282	✓	Asse	Pedals red	1	
16	19.0055	✓	Vite	Screw	1	
17	103.01.3239	✓	Supporto	Support	2	
18	103.11.3262	✓	Tirante	Tie-rod	2	
19	103.06.3295	✓	Perno	Pin	2	
20	102.18.1620	✓	Copiglia elastica	Spring split pin	2	
21	103.06.3285	✓	Perno	Pin	2	
22	14.0001	✓	Anello elastico	Elastic ring	2	
23	103.09.3333	✓	Rosetta	Washer	2	
24	103.11.4285	✓	Pedale sinistro	Left brake pedal	1	
25	103.48.0351	✓	Pedale completo SN	Complete left pedal	1	
26	103.06.3515	✓	Forcella	Clevis	2	
27	24.0003	✓	Rosetta elastica	Spring washer	5	
28	103.11.3263	✓	Tirante	Tie-rod	2	
29	49.0230	✓	Collare	Oetiker-ring	2	
30	49.0117	✓	Protezione	Rubber protection	2	6370217
31	100.18.0549	✓	Molla	Spring	2	
32	19.0083	✓	Vite	Screw	2	
33	103.08.3342	✓	Supportino	Support	2	
34	003.06.3808	✓	Perno	Pin	4	
35	103.02.3252	1 ✓	Leva <b>NFS</b>	Lever	2	
36	003.16.3408	✓	Boccola	Bush	2	
37	103.48.0212	✓	Leva completa	Complete lever	2	
38	14.0030	✓	Anello elastico	Elastic ring	4	
39	19.0248	✓	Vite	Screw	4	
40	003.56.3508	✓	Nastro freno	Complete brake band	2	650 785
41	49.0008	✓	Rivetto	Rivet	48	
42	003.56.3608	✓	Ceppo	Brake band lining	12	650 786
43	101.06.1611	✓	Perno	Pin	2	
44	103.06.3297	✓	Asse	Red	2	
45	19.0159	✓	Vite	Screw	4	
46	<del>102.08.3481</del>	✓	Fermo <b>ERRATO</b>	Stop	2	

IDM disegno esplosivo - Freni tel. 723000

fino alla matr. 7000090/6000054

itma trattori



Gruppo 310 -FRENI -BRAKES

ITMA

600-700

Sgr. 311 -FRENO A NASTRO -BAND BRAKE

312 -COMANDO A PEDALE -PEDAL CONTROL

313 -COMANDO A MANO -HAND CONTROL

TAV.12.1

103.121.02

1982

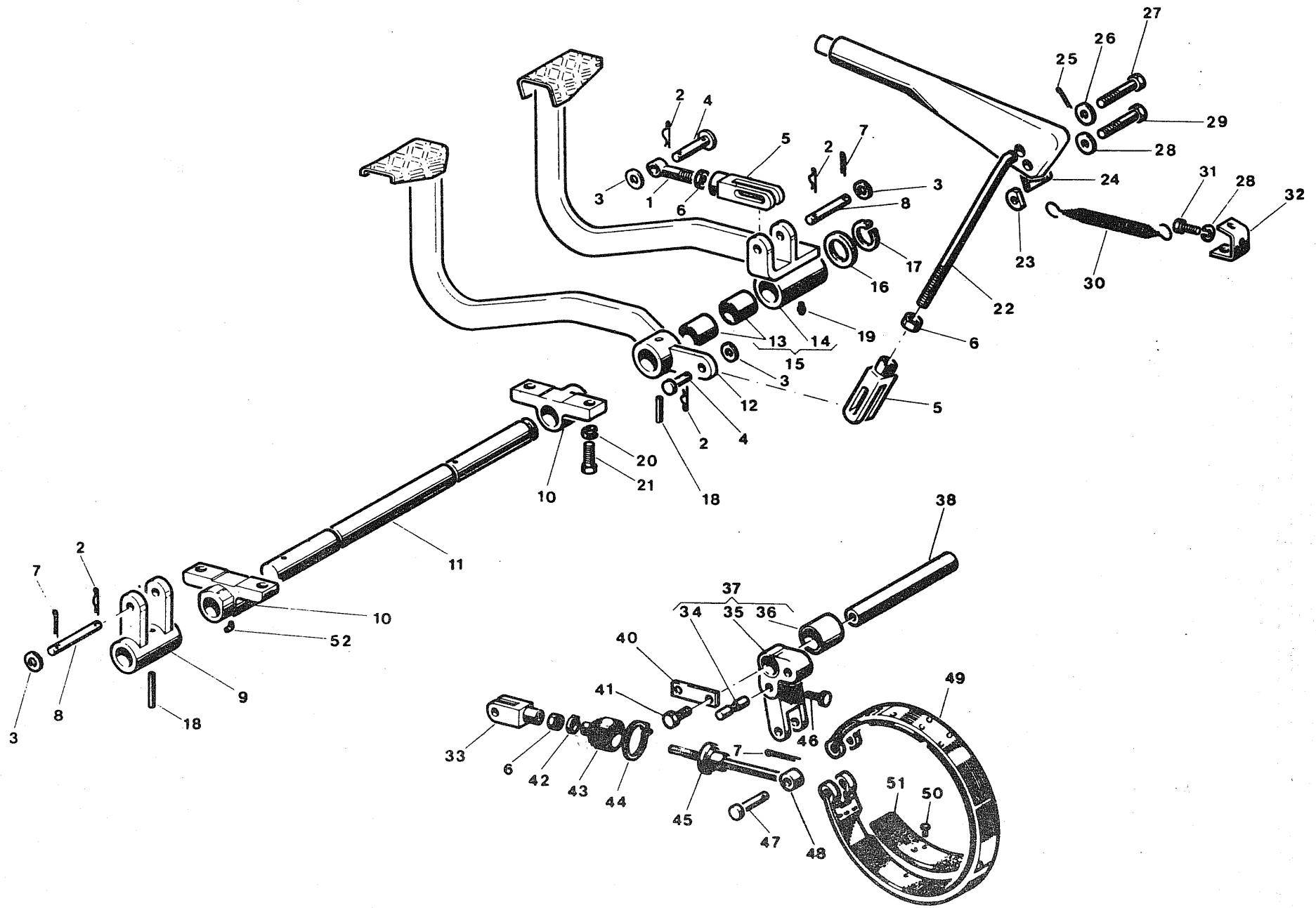
FANTO

FIG.	RIFERIMENTO	MODIF.	DENOMINAZIONE	DENOMINATION	Qty.	
1	103.11.3262	✓	Tirante	Tie-rod	2	
2	102.18.1620	✓	Copiglia elastica	Spring split pin	5	
3	24.0017	✓	Rosetta	Washer	5	
4	103.06.3295	✓	Perno	Pin	2	
5	103.06.3348	✓	Forcella	Slotted clevis	3	
6	19.0144	✓	Dado	Nut	5	
7	24.0027	✓	Copiglia	Split pin	10	
8	103.06.3285	✓	Perno	Pin	2	
9	103.11.4472	✓	Leva	Lever	1	
10	103.02.4469	✓	Supporto	Support	2	
11	103.06.4467	✓	Asse	Pedals red	1	
12	103.11.4466	✓	Pedale SN	Left brake pedal	1	
13	100.16.0280	✓	Boccola	Bush	2	
14	103.11.4465	✓	Pedale DS	Right pedal	1	
15	103.48.4729	✓	Pedale DS completo	Complete right pedal	1	
16	101.09.4576	✓	Rosetta	Washer	2	
17	14.0012	✓	Anello elastico	Elastic ring	2	
18	50.0033	✓	Spina elastica	Spring pin	2	
19	15.0004	✓	Ingrassatore	Greaser	1	
20	24.0003	✓	Rosetta elastica	Spring washer	4	
21	19.0072	✓	Vite	Screw	4	
22	103.06.4220	✓	Tirante	Tie-rod	1	
23	102.06.1182	✓	Distanziale	Spacer	1	
24	200.55.8176	✓	Leva freno	Parking brake lever	1	
25	24.0005	✓	Copiglia	Split pin	1	
26	24.0021	✓	Rosetta elastica	Spring washer	1	
27	200.19.8573	✓	Vite	Screw	1	
28	24.0002	✓	Rosetta elastica	Spring washer	3	
29	19.0011	✓	Vite	Screw	1	
30	100.18.0549	✓	Molla	Spring	2	
31	19.0083	✓	Vite	Screw	2	
32	103.08.3342	✓	Supporto	Support	2	
33	103.06.3515	✓	Forcella	Clevis	2	
34	003.06.3808	✓	Perno	Pin	4	
35	103.02.3252	✓	Leva	Lever	2	
36	003.16.3408	✓	Boccola	Bush	2	
37	48.0212	✓	Leva completa	Complete lever	2	
38	103.06.3297	✓	Asse	Red	2	
39	14.0030	✓	Anello elastico	Elastic ring	4	
40	102.08.3421	✓	Fermo	Stop	2	
41	19.0159	✓	Vite	Screw	4	
42	49.0230	✓	Collare	Oetiker-ring	2	
43	49.0117	✓	Protezione	Rubber protection	2	6370217
44	14.0004	✓	Anello elastico	Elastic ring	2	
45	102.12.4527	✓	Boccola	Bush	2	
46	19.0030	✓	Vite	Screw	2	
47	101.06.1611	✓	Perno	Pin	2	

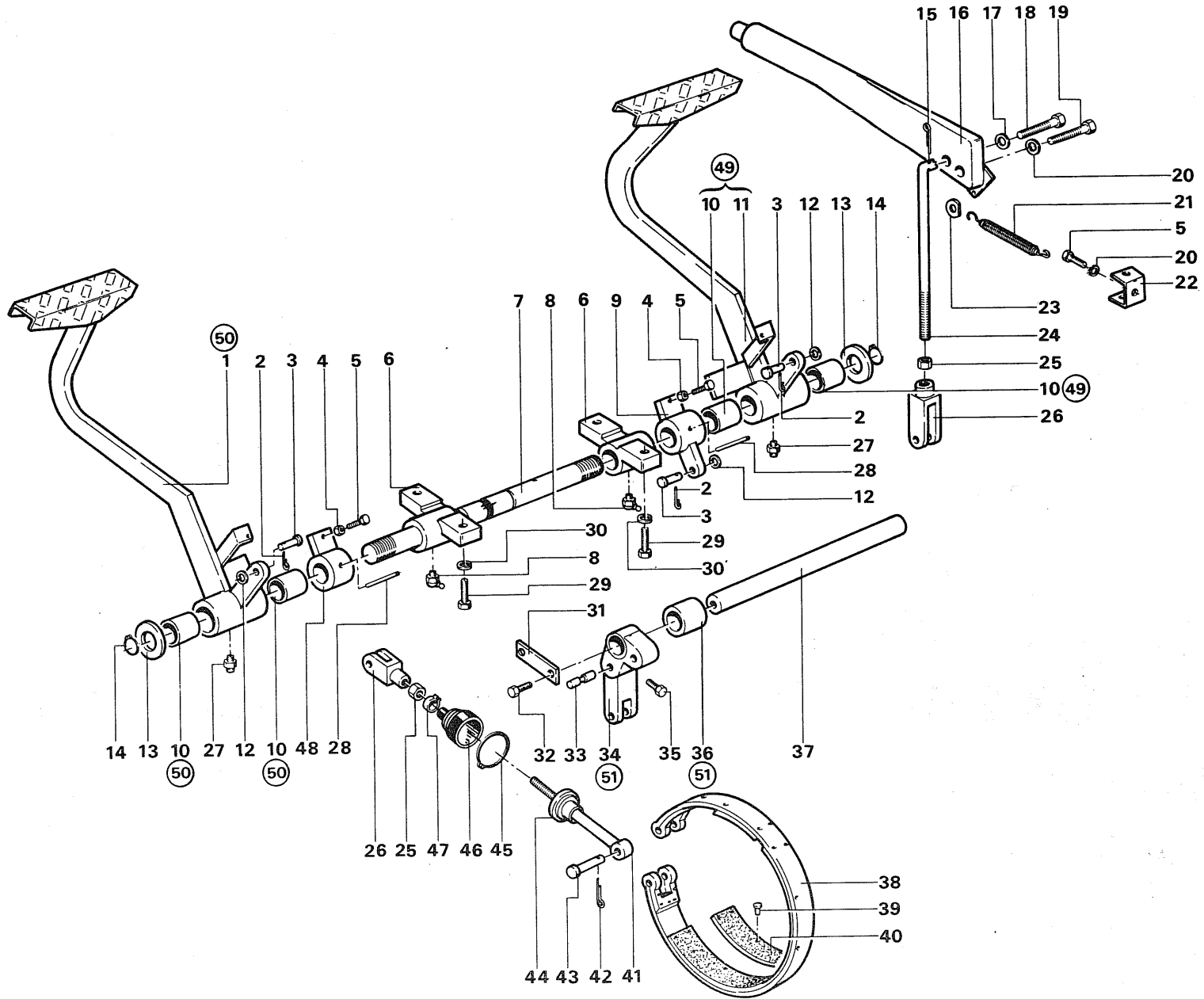
IDM disegno esploso - Fori tel 723000

dalla matr. 7000091/6000055

itma trattori









**Gruppo** 310 -FRENI CON FRIZIONE A LEVA  
-LEVER CLUTCH BRAKE

**ITMA**

**600-700**

**Sgr.** 311 -FRENO A NASTRO -BAND BRAKE  
312 -COMANDO A PEDALE -PEDAL CONTROL  
313 -COMANDO A MANO -HAND CONTROL

**TAV.12.2**

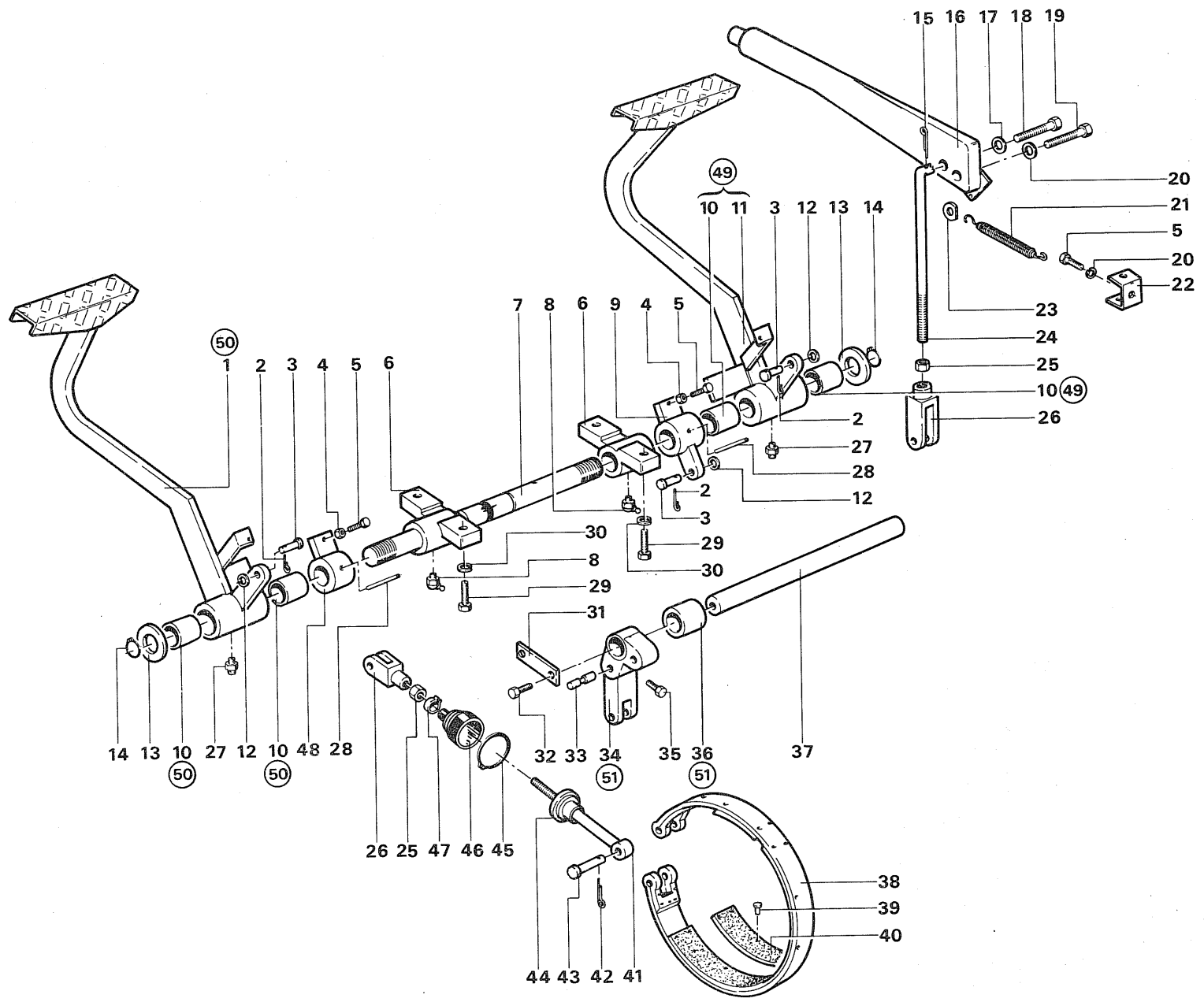
103.121.03

1982

*FATTO*

FIG.	RIFERIMENTO	MODIF.	DENOMINAZIONE	DENOMINATION	Qty.	
1	103.11.5003	✓	Pedale freno SN.	Left brake pedal	1	
2	102.18.1620	✓	Copiglia elastica	Spring split pin	3	
3	103.06.3295	✓	Perno	Pin	3	
4	19.0003	✓	Dado	Nut	2	
5	19.0083	✓	Vite	Screw	4	
6	103.02.4469	✓	Supporto	Support	2	
7	103.06.5001	✓	Asse	Pedals rod	1	
8	15.0008	✓	Ingrassatore	Greaser	2	
9	103.11.4998	✓	Leva DS.	Right lever	1	
10	100.16.0280	✓	Boccola	Bush	4	
11	103.11.5002	✓	Pedale freno DS.	Right brake pedal	1	
12	24.0017	✓	Rosetta	Washer	3	
13	101.09.4576	✓	Rosetta	Washer	2	
14	14.0012	✓	Anello elastico	Elastic ring	2	
15	24.0005	✓	Copiglia	Split pin	1	
16	200.55.8176	✓	Leva freno a mano	Parking brake lever	1	661238
17	24.0021	✓	Rosetta elastica	Spring washer	1	
18	200.19.8573	✓	Vite	Screw	1	
19	19.0011	✓	Vite	Screw	1	
20	24.0002	✓	Rosetta elastica	Spring washer	3	
21	100.18.0302	✓	Molla	Spring	2	
22	103.08.3342	✓	Supporto	Support	2	
23	102.06.1182	✓	Distanziale	Spacer	1	
24	103.06.4220	✓	Tirante	Tie-rod	1	
25	19.0144	✓	Dado	Nut	3	
26	103.06.3515	✓	Forcella	Clevis	3	
27	15.0004	✓	Ingrassatore	Greaser	2	
28	50.0033	✓	Spina elastica	Spring pin	2	
29	19.0072	✓	Vite	Screw	4	
30	24.0003	✓	Rosetta elastica	Spring washer	4	
31	102.08.3421	✓	Fermo	Stop	2	
32	19.0159	✓	Vite	Screw	4	
33	003.06.3808	✓	Perno	Pin	4	
34	103.02.3252	✓	Leva NFS	Lever	2	
35	19.0030	✓	Vite	Screw	4	
36	003.16.3408	✓	Boccola	Bush	2	
37	103.06.3297	✓	Asse	Rod	2	
38	103.56.4871	✓	Nastro freno C.	Complete brake band	2	661175
39	49.0008	✓	Rivetto	Rivet	48	
40	003.56.3608	✓	Ceppo	Brake band lining	12	
41	103.11.3263	✓	Tirante	Tie-rod	2	660960
42	24.0027	✓	Copiglia	Split pin	2	
43	101.06.1611	✓	Perno	Pin	2	660234
44	102.12.4527	✓	Boccola	Bush	2	660681
45	14.0004	✓	Anello elastico	Elastic ring	2	
46	49.0117	✓	Protezione	Rubber protection	2	6370217
47	49.0230	✓	Collare	Oetiker ring	2	

DM disegno esplosivo - Foril tel. 723000



**Gruppo** 310 -FRENI PER FRIZIONE A LEVA  
-LEVER CLUTCH BRAKE

**ITMA**

**600-700**

**Sgr.** 311 -FRENO A NASTRO -BAND BRAKE  
312 -COMANDO A PEDALE -PEDAL CONTROL  
313 -COMANDO A MANO -HAND CONTROL

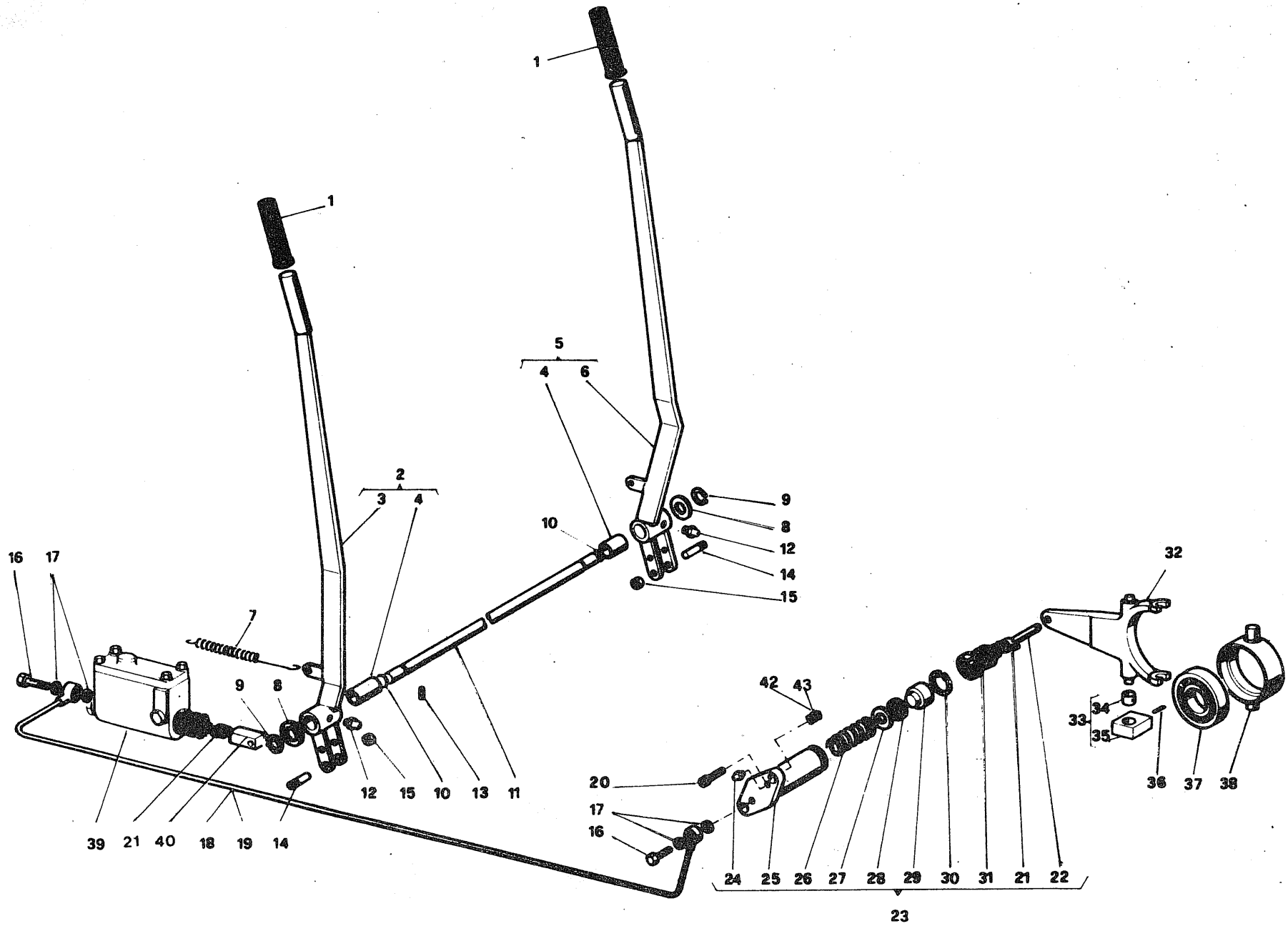
**TAV.12.2**

103.122.03

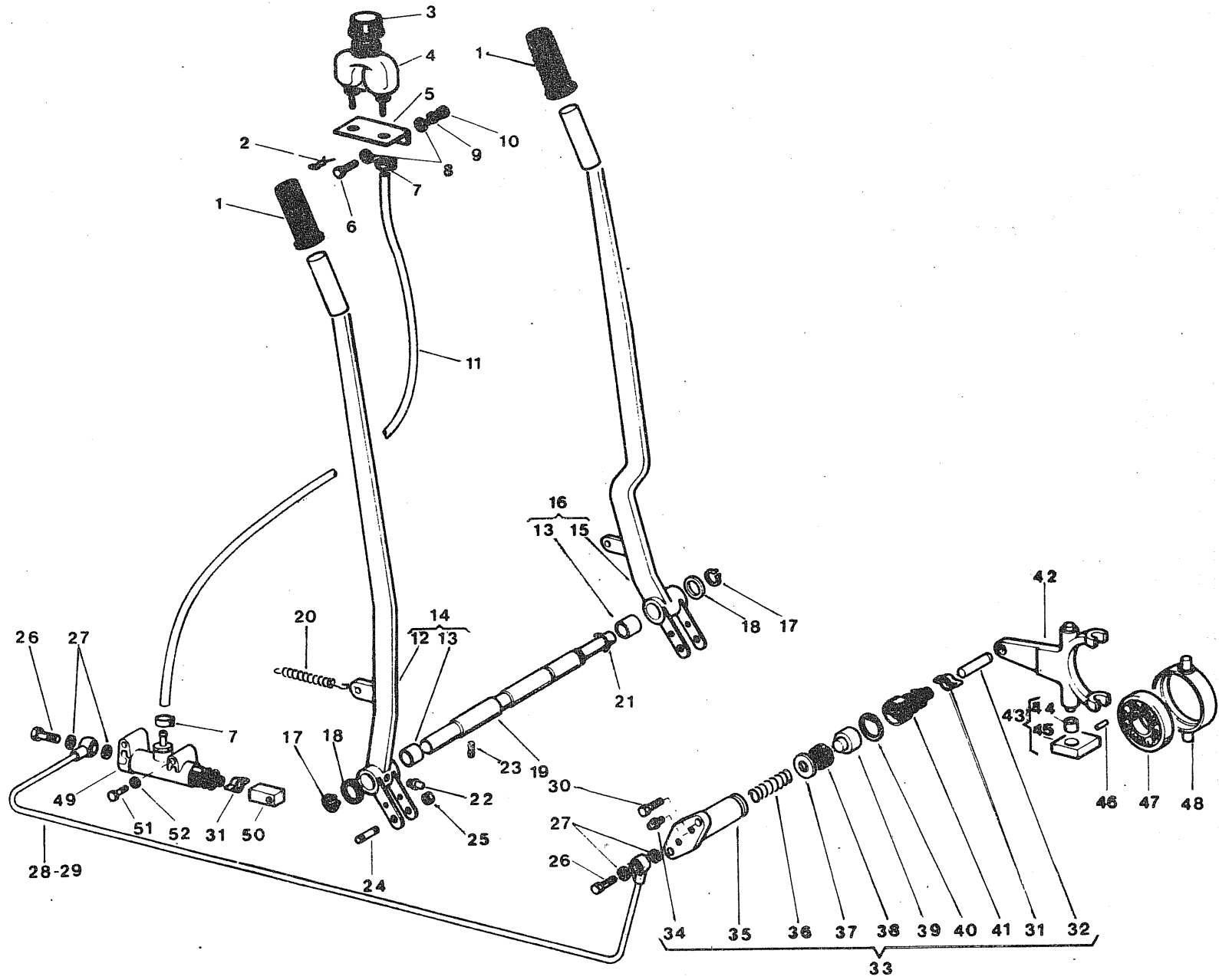
1982

FIG.	RIFERIMENTO	MODIF.	DENOMINAZIONE	DENOMINATION	Qty.	
48	103.11.4999	✓	Leva SN.	Left lever	1	
49	103.48.5018	✓	Pedale freno DS.C.	C.right pedal	1	
50	103.48.5019	✓	Pedale freno SN.C.	C.left pedal	1	
51	48.0212	✓	Leva completa	Complete lever	2	661 139

IDM disegno esploso - Forli tel. 723000








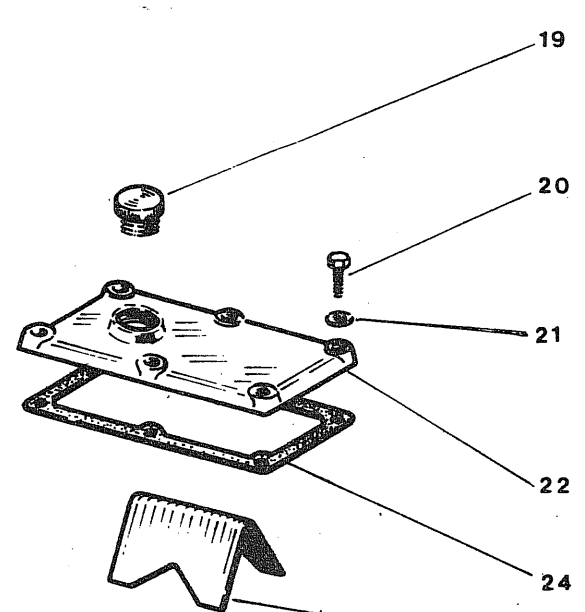


fino alla matr. 70000090/60000059

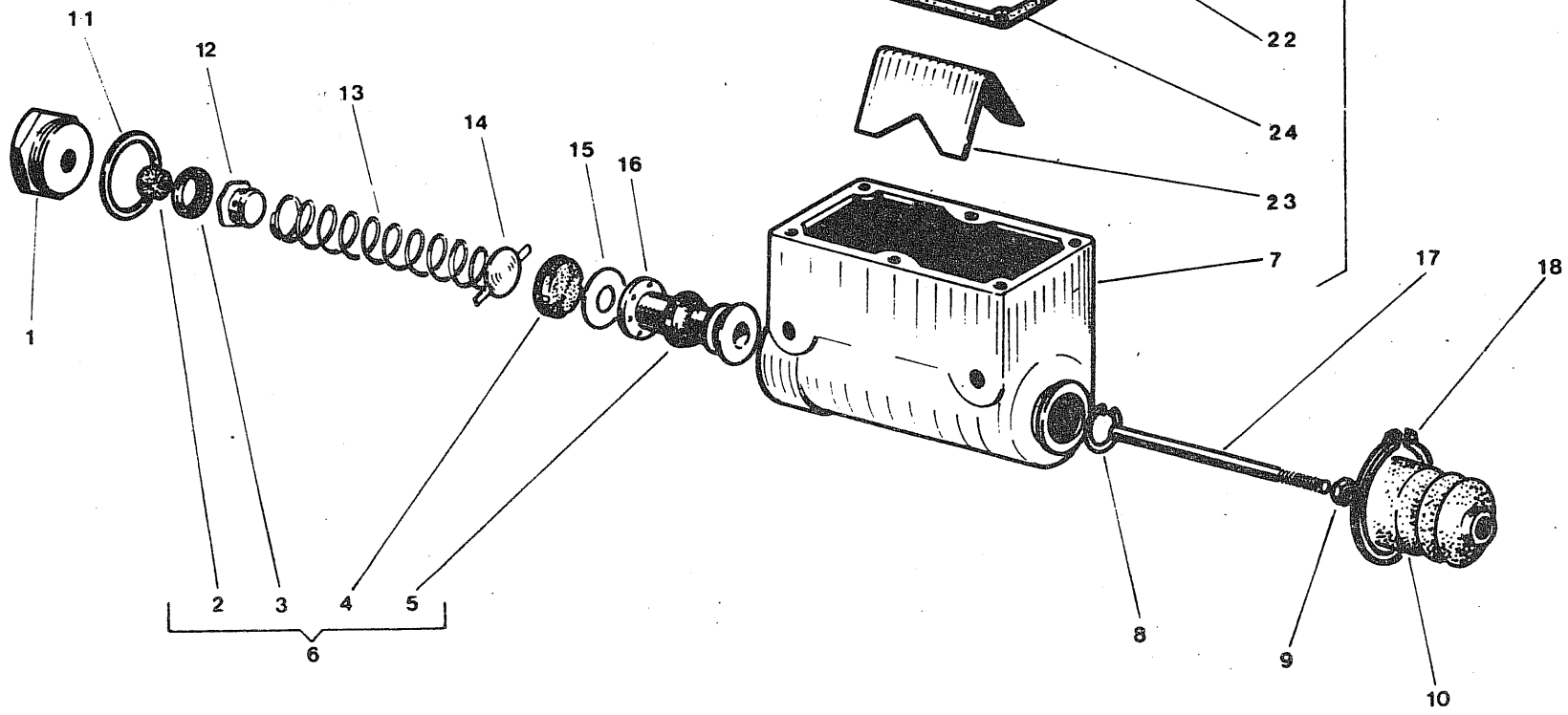


*per Verh*

dalla matr. 70000091/60000060



*A 90609*





**Gruppo** 320 -STERZO -STEERING

**Sgr.** 321 -LEVE -LEVERS

322 -MARTINETTO -JACK

323 -FORCELLA -FORK

*FATTO*

**ITMA**

**600-700**

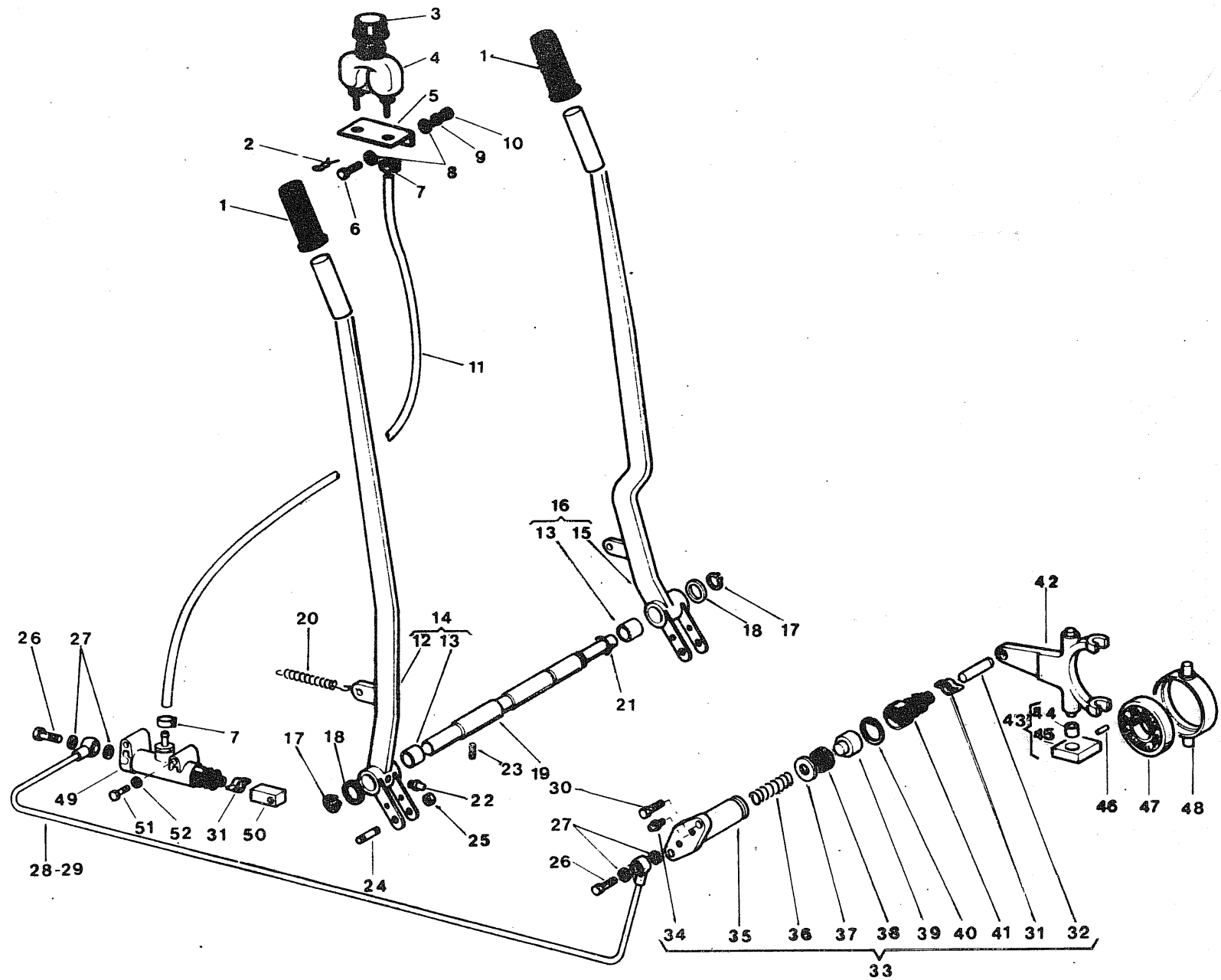
**TAV.13.1**

103.131.02

1982

FIG.	RIFERIMENTO	MODIF.	DENOMINAZIONE	DENOMINATION	Qty.	
1	49.0212	✓	Impugnatura	Handle	2	
2	50.0168	✓	Molla	Spring	2	
3	50.0167	✓	Tappo	Cap	1	
4	50.0166	✓	Serbatoio	Brake fluid tank	1	
5	50.0169	✓	Staffa	Strap	1	
6	19.0010	✓	Vite	Screw	2	
7	50.0170	✓	Fascetta	Clamp	4	
8	21.0011	✓	Rosetta piana	Washer	4	
9	24.0004	✓	Rosetta elastica	Spring washer	2	
10	19.0032	✓	Dado	Nut	2	
11	103.28.4704	✓	Tube	Pipe	1	
12	103.11.4471	✓	Leva SN. NFS	Left lever	1	
13	103.16.1004	✓	Boccola	Bush	2	
14	103.48.0210	✓	Leva SN.C.	Complete left lever	1	
15	103.11.4470	✓	Leva DS. NFS	Right lever	1	
16	103.48.0209	✓	Leva DS.C.	Complete right lever	1	
17	14.0001	✓	Anello elastico	Elastic ring	2	
18	103.09.3333	✓	Rosetta	Washer	2	
19	103.06.4526	✓	Asse	Axle	1	
20	003.18.0813	✓	Molla	Spring	2	
21	13.0191	✓	Anello OR	O-ring	2	
22	15.0007	✓	Ingrassatore	Greaser	2	
23	19.0221	✓	Vite	Screw	1	
24	102.06.3017	✓	Perno	Pin	2	
25	19.0344	✓	Dado	Nut	2	
26	49.0118	✓	Raccordo	Hollow screw	4	
27	49.0547	✓	Guarnizione	Gasket	8	
28	27.0166	✓	Tube DS.	Right pipe	1	
29	27.0167	✓	Tube SN.	Left pipe	1	
30	19.0080	✓	Vite	Screw	4	
31	49.0230	✓	Collare	Collar	4	
32	103.06.3288	✓	Puntone	Rafter	2	
33	48.0014	✓ 660S13	Martinetto C.	Complete jack	2	
34	49.0106	✓	Spurgo	Bleeder screw	2	
35	100.01.0610	✓	Cilindro	Cylinder	2	
36	100.18.0611	✓	Molla	Spring	2	
37	100.09.0612	✓	Rondella	Washer	2	
38	13.0041	✓	Anello di tenuta	Oil seal	2	620093
39	100.06.0614	✓	Pistone	Piston	2	
40	14.0024	✓	Anello elastico	Elastic ring	2	
41	49.0117	✓	Cuffia	Rubber protection	2	6370217
42	003.02.6413	✓	Forcella	Fork	2	
43	48.0245	✓	Supportino C.	Complete support	2	
44	101.16.1658	✓	Boccola	Bush	2	
45	103.08.3553	✓	Supportino	Support	2	
46	49.0770	✓	Spina elastica	Spring pin	4	
47	12.0111	✓	Cuscinetto	Bearing	2	

IDM disegno esplosivo - Forli tel. 723000



Gruppo 320 -STERZO -STEERING

Sgr. 322 -POMPA -DISENGAGING PUMP

*FATTO*

ITMA

600-700

TAV. 14

103.141.02

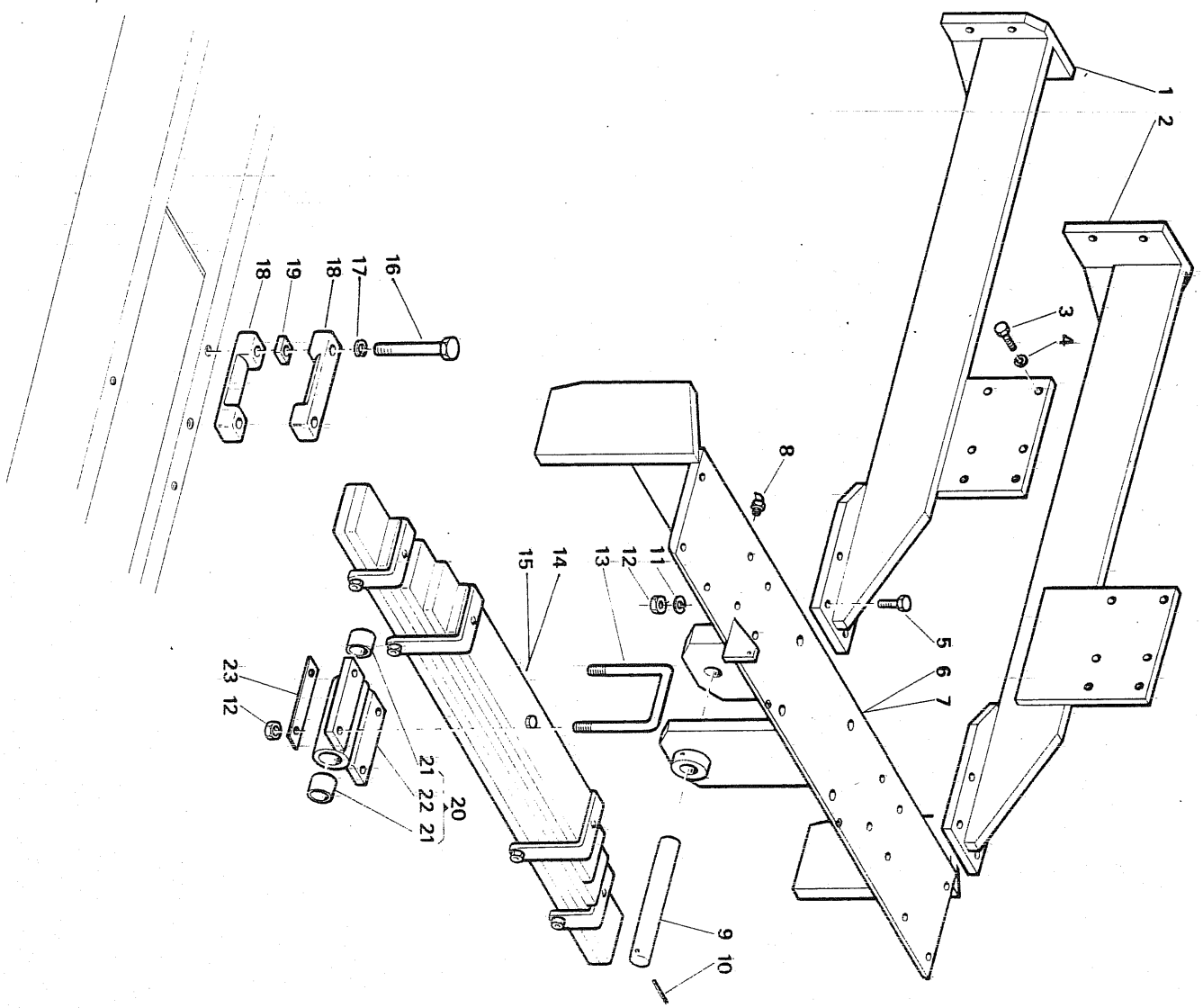
1982

FIG.	RIFERIMENTO	MODIF.	DENOMINAZIONE	DENOMINATION	Qty.	
1	49.0592	✓	Tappo	Plug	2	
2	49.0593	✓	Gommino	Rubber	2	
3	49.0594	✓	Anello tenuta	Seal	2	
4	49.0604	✓	Guarnizione	Gasket	2	
5	49.0602	✓	Anello tenuta	Seal	2	
6	49.0827	✓	Serie guarnizioni	Gasket kit	2	650 475
7	49.0597	✓	Corpo pompa	Pump body POMPA COMPL	2	620 484
8	14.0034	✓	Anello elastico	Elastic ring	2	
9	19.0003	✓	Dado	Nut	2	
10	49.0598	✓	Cuffia	Covering	2	637 0217
11	49.0558	✓	Guarnizione	Gasket	2	
12	49.0606	✓	Tappo	Cap	2	
13	49.0605	✓	Molla	Spring	2	
14	49.0595	✓	Coperchio	Cover	2	
15	49.0596	✓	Rondella	Washer	2	
16	49.0603	✓	Pistone	Piston	2	
17	49.0599	✓	Puntone	Rod	2	
18	14.0017	✓	Anello elastico	Elastic ring	2	
19	49.0608	✓	Tappo	Plug	2	
20	19.0031	✓	Vite	Screw	12	
21	24.0011	✓	Rosetta bisellata	Nochted washer	12	
22	49.0607	✓	Coperchio	Cover	2	
23	49.0601	✓	Lamierino	Sheet	2	
24	49.0600	✓	Guarnizione	Gasket	2	
25	50.0196	✓	Tappo	Cap	2	
26	49.0551	✓	Guarnizione	Gasket	2	
27	50.0197	✓	Corpo pompa	Pump body	2	

IDM disegno esplosivo - Fori tel. 723000

TAV 15

ITMA 600



Gruppo 410 -SOSPENSIONI -SUSPENSIONS

Sgr. 411 -SOSPENSIONE ANTERIORE  
-FRONT SUSPENSION

**FATTO**

**ITMA**

**600**

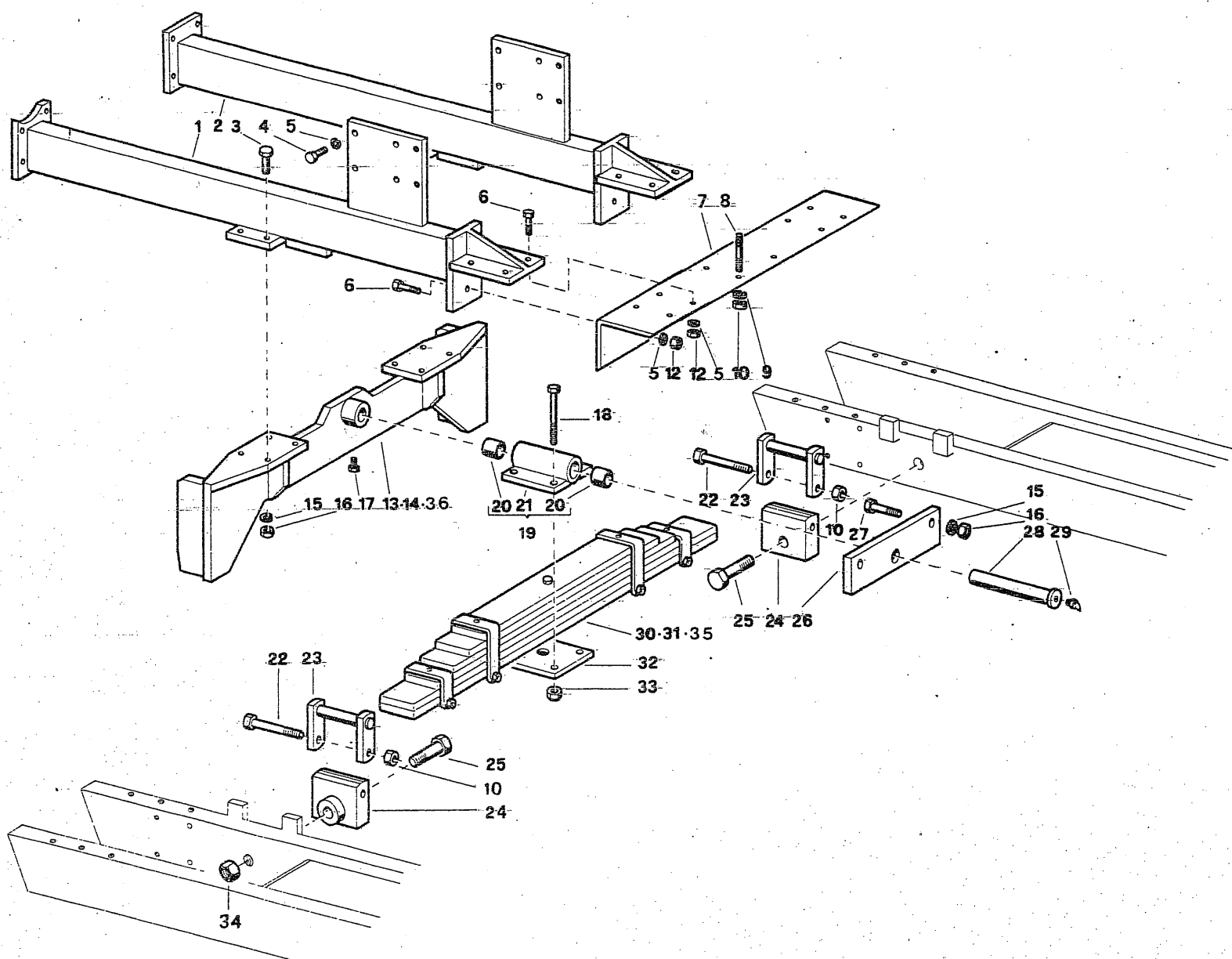
**TAV. 15**

103.151.01

1982

FIG.	RIFERIMENTO	MODIF.	DENOMINAZIONE	DENOMINATION	Qnt.
1	103.11.4449	1 ✓	Longherone DS.	Right spar	1
2	103.11.4450	1 ✓	Longherone SN.	Left spar	1
3	19.0072	✓	Vite	Screw	8
4	24.0003	✓	Rosetta elastica	Spring washer	8
5	19.0052	✓	Vite	Screw	8
6	103.11.4370	✓	Supporto N	N support	1
7	103.11.4371	✓	Supporto L	L support	1
8	15.0008	✓	Ingrassatore	Greaser	1
9	103.06.3283	✓	Asse	Rod	1
10	49.0462	✓	Spina elastica	Spring pin	1
11	24.0003	✓	Rosetta elastica	Spring washer	8
12	19.0049	✓	Dado	Nut	12
13	103.06.3727	✓	Cavallotto	Arch bolt	2
14	103.18.4369	✓	Balestra N	N leaf spring	1
15	103.18.3450	✓	Balestra L	L leaf spring	1
16	19.0419	✓	Vite	Screw	4
17	24.0028	✓	Rosetta elastica	Spring pin	4
18	003.04.3814	✓	Tassello	Boss	4
19	103.12.3503	✓	Spessore	Spacer	4
20	103.48.0223	✓	Supporto completo	Complete support	4
21	103.16.1004	✓	Boccola	Bush	2
22	103.11.3256	✓	Supporto	Oscillating support	1
23	103.09.3334	✓	Fermo	Stop plate	2

IDM disegno esploso - Fori tel. 723000



Gruppo 410 -SOSPENSIONI -SUSPENSIONS

ITMA

700

Sgr. 411 -SOSPENSIONE ANT. -FRONT SUSPENSION

TAV.15

*FATTI*

105.151.02

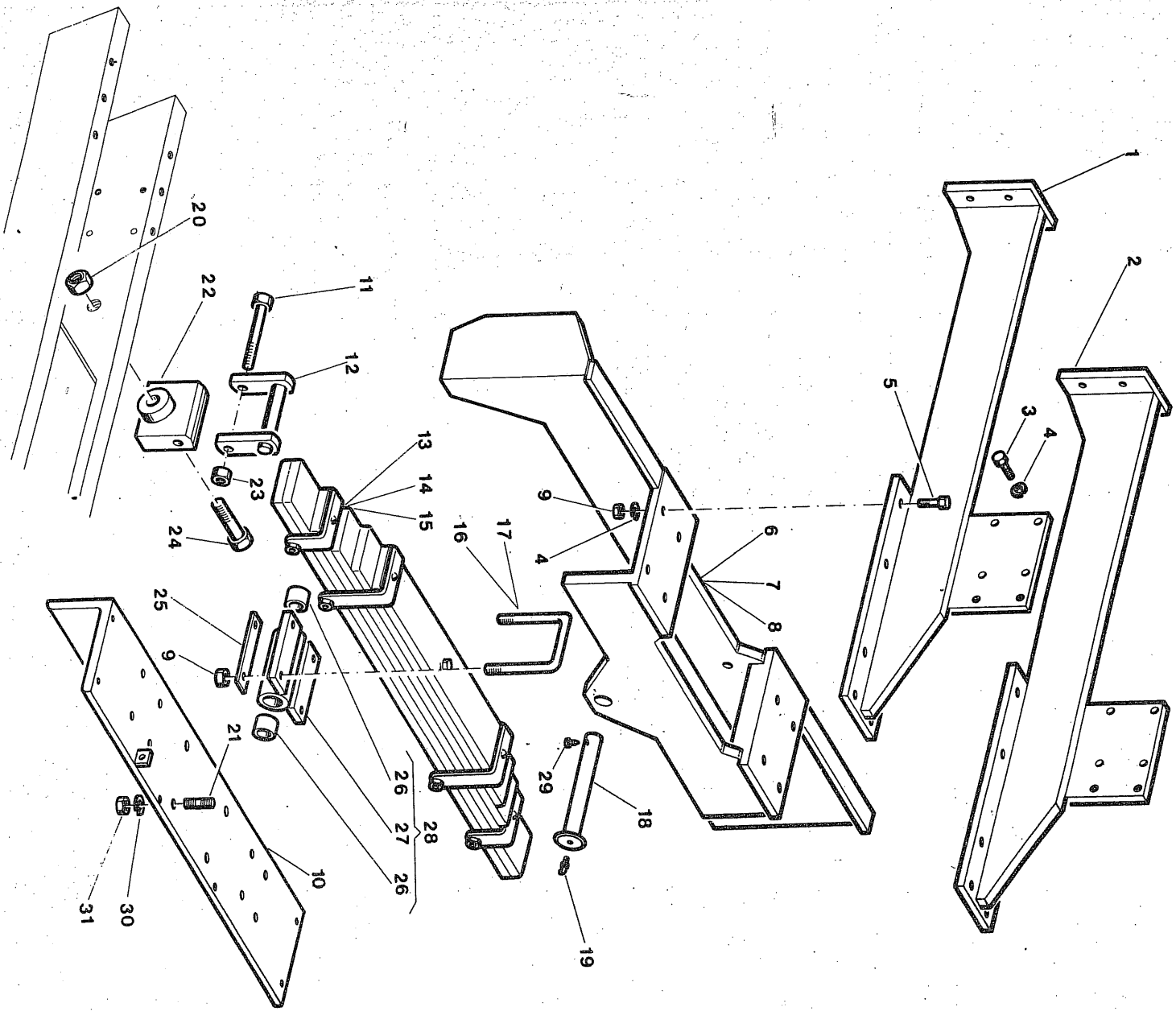
1982

FIG.	RIFERIMENTO	MODIF.	DENOMINAZIONE	DENOMINATION	Qty.	
1	105.11.4453	1 ✓	Longherone DS.	Right spar	1	
2	105.11.4454	1 ✓	Longherone SN.	Left spar	1	
3	19.0047	✓	Vite	Screw	8	
4	19.0072	✓	Vite	Screw	8	
5	24.0003	✓	Rosetta elastica	Spring washer	20	
6	19.0052	✓	Vite	Screw	10	
7	103.11.4638	1 ✓	Supporto	Support	1	
8	103.20.1463	✓	Prigioniero	Stud bolt	4	
9	24.0028	✓	Rosetta elastica	Spring washer	4	
10	19.0087	✓	Dado	Nut	4	
12	19.0049	✓	Dado	Nut	10	
13	105.11.4292	✓	Supporto N	N support	1	
14	105.11.4169	✓	Supporto L	L support	1	661 196
15	24.0014	✓	Rosetta elastica	Spring washer	10	
16	19.0037	✓	Dado	Nut	10	
17	105.19.4168	✓	Vite	Screw	1	
18	19.0172	✓	Vite	Screw	4	
19	103.48.0223	✓	Supporto C	Complete support	1	
20	103.16.1004	✓	Boccola	Bush	2	
21	103.11.3256	✓	Supporto	Oscillating support	1	
22	19.0412	✓	Vite	Screw	2	
23	105.11.4180	✓	Staffa	Stop strap	2	661 199
24	105.11.4181	✓	Supportino N-L	N-L support	2	661 200
25	19.0483	✓	Vite	Screw	2	661 231
26	105.11.4166	✓	Staffa	Support	1	
27	19.0125	✓	Vite	Screw	2	
28	105.06.4167	✓	Asse	Rod	1	
29	15.0008	✓	Ingrassatore	Greaser	1	
30	105.18.3651	✓	Balestra N	N leaf spring	1	661 209
31	105.18.3650	✓	Balestra L	L leaf spring	1	661 208
32	105.08.4287	✓	Piastra	Plate	1	
33	19.0315	✓	Dado	Nut	4	
34	19.0385	✓	Dado	Nut	2	
35	105.18.4437	✓	Balestra M	M leaf spring	1	661 210
36	105.11.4436	✓	Supporto M	M support	1	
24	105.11.4438	✓	Supportino M	M support	2	

IDM disegno esplosivo - Fori tel. 723000

TAV 15.1

ITMA 600





Gruppo 410 -SOSPENSIONI -SUSPENSIONS

ITMA

600

Sgr. 411 -SOSPENSIONE ANTERIORE  
-FRONT SUSPENSION

TAV. 15.1

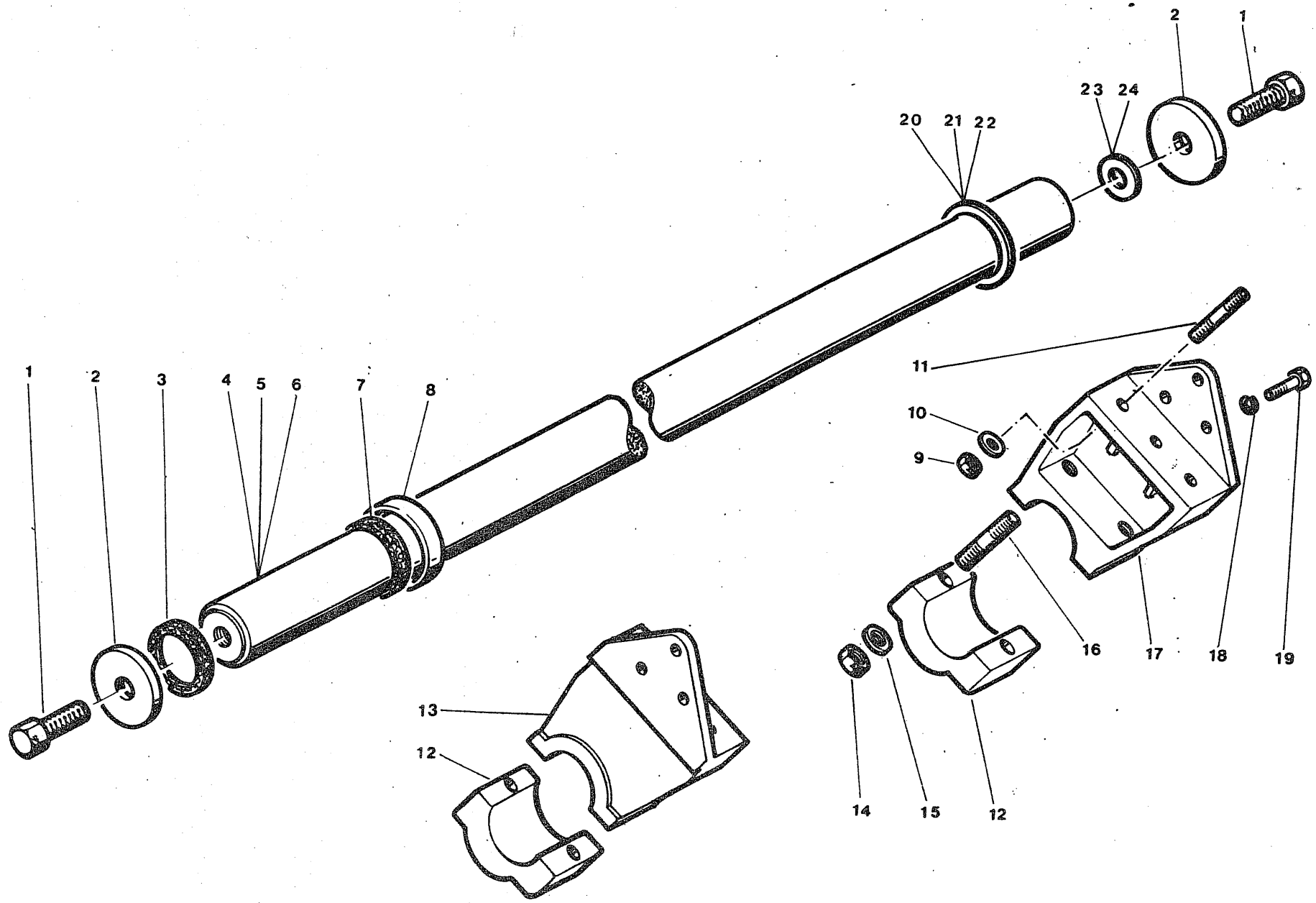
103.151.02

1982

*FATTO*

FIG.	RIFERIMENTO	MODIF.	DENOMINAZIONE	DENOMINATION	Qty.	
1	103.11.4452	✓	Longherone SN.	Right spar	1	
2	103.11.4451	✓	Longherone DS.	Left spar	1	
3	19.0072	✓	Vite	Screw	8	
4	24.0003	✓	Rosetta elastica	Spring washer	24	
5	19.0052	✓	Vite	Screw	16	
6	103.11.4482	✓	Supporto N.	N support	1	
7	103.11.4483	✓	Supporto L	L support	1	
8	103.11.4484	✓	Supporto M	M support	1	
9	19.0049	✓	Dado	Nut	20	
10	103.11.4638	✓	Supporto	Support	2	
11	19.0412	✓	Vite	Screw	2	
12	103.11.4439	✓	Staffa M	M Strap	2	
13	103.18.3651	✓	Balestra N ?	N leaf spring	1	
14	103.18.3650	✓	Balestra L ?	L leaf spring	1	661208
15	105.18.4437	✓	Balestra M	M leaf spring	1	661210
16	103.06.3296	✓	Cavalotto N-L	N-L arc bolt	2	
17	103.06.3727	✓	Cavalotto M	M arc bolt	2	
18	105.06.4167	✓	Perno	Pin	1	
19	15.0008	✓	Ingrassatore	Greaser	1	
20	19.0385	✓	Dado	Nut	2	
21	103.20.1463	✓	Prigioniero	Stud bolt	4	
22	105.11.4181	✓	Supporto	Support	2	
23	19.0087	✓	Dado	Nut	2	
24	19.0423	✓	Vite	Screw	2	
25	103.09.3334	✓	Fermo	Stop plate	2	
26	103.16.1004	✓	Boccola	Bush	2	
27	103.11.3256	✓	Supporto NFS	Oscillating support	1	
28	103.48.0223	✓	Supporto C.	Complete support	1	
29	105.19.4168	✓	Vite	Screw	1	
30	24.0028	✓	Rosetta elastica	Spring washer	4	
31	19.0087	✓	Dado	Nut	4	
12	105.11.4180	✓	Staffa N-L	N-L strap	2	

DW disegno esplosivo - Fort. tel. 723000



Gruppo 410 -SOSPENSIONE -SUSPENSION

Sgr. 412 -SOSPENSIONE POSTERIORE -REAR SUSPENSION

**ITMA**

**600-700**

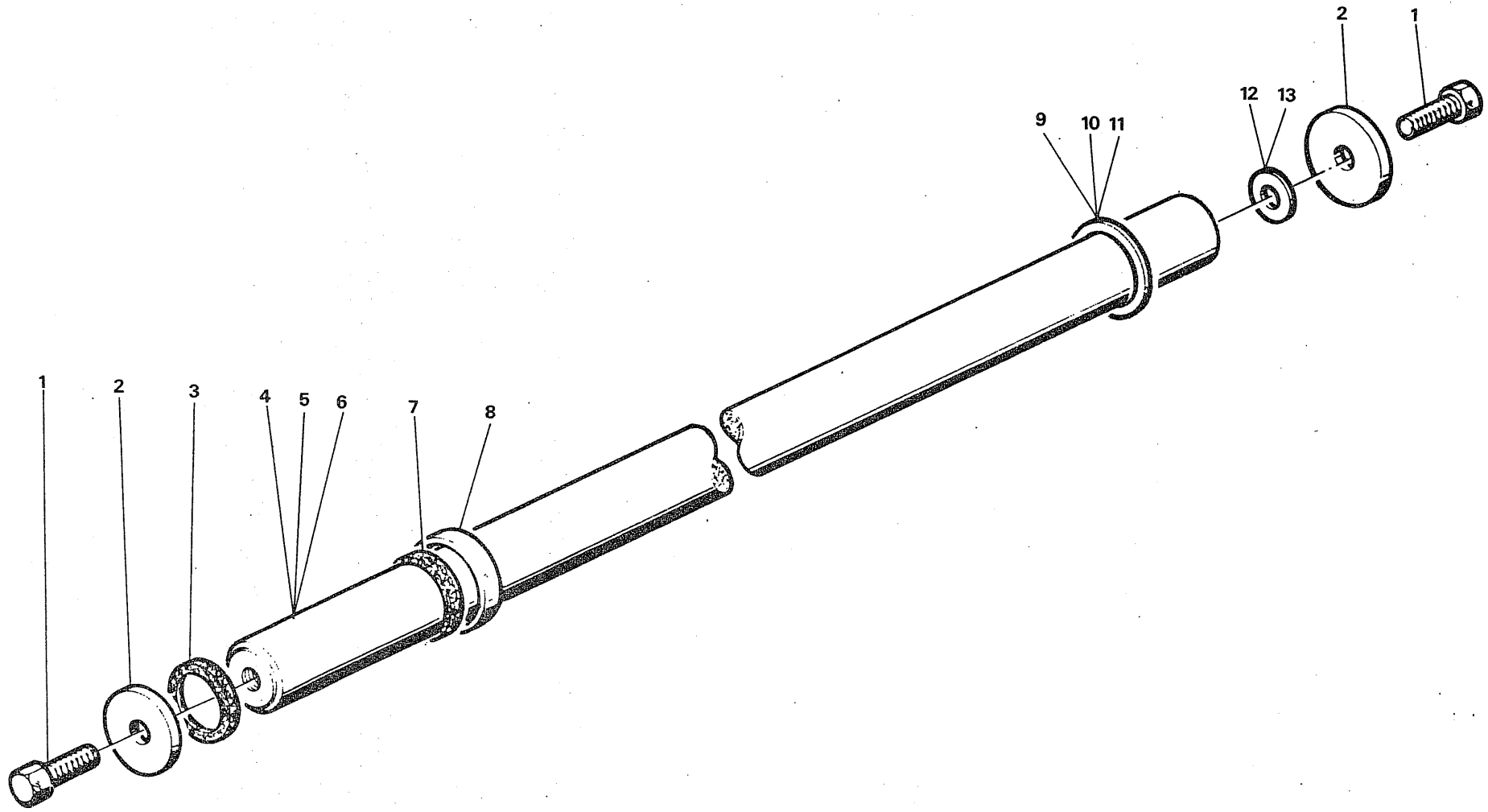
**TAV.16**

103.161.02

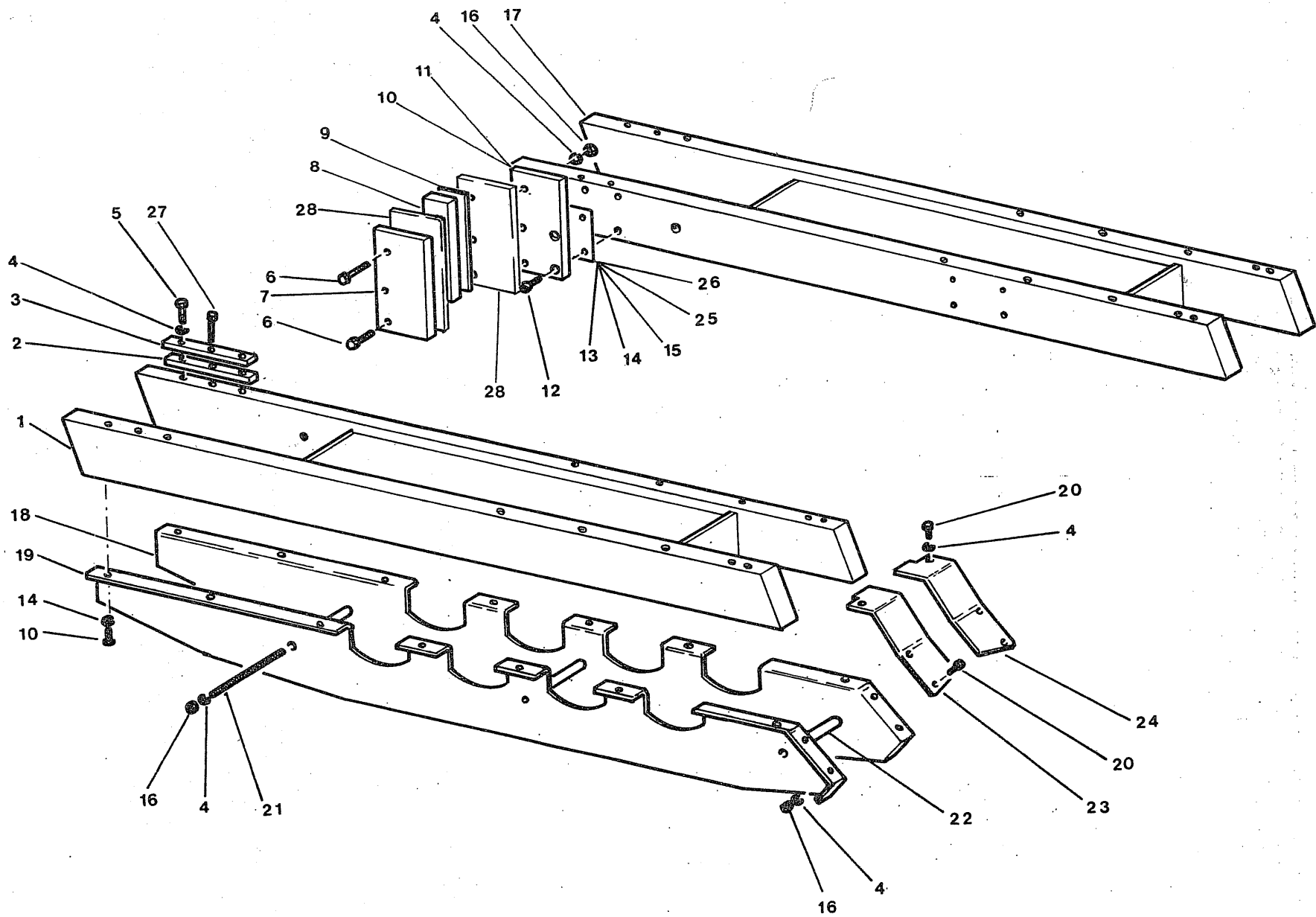
1982

FIG.	RIFERIMENTO	MODIF.	DENOMINAZIONE	DENOMINATION	Qty.	
1	19.0203	✓	Vite	Screw	2	
2	003.06.1215	✓	Rondella	Washer	2	
3	003.17.1515	✓	Guarnizione	Grease seal	2	
4	103.06.3357	✓	Barra N ??	N bar	1	660845
5	103.06.3358	✓	Barra L 660846	L bar	1	660846
6	103.06.4455	✓	Barra M ???	M bar	1	660855
7	003.17.1615	✓	Guarnizione	Grease seal	2	
8	003.12.1415	✓	Anello	Ring	2	
9	19.0068	✓	Dado	Nut	6	
10	24.0028	✓	Rosetta elastica	Spring washer	6	
11	103.20.1463	✓	Prigioniero	Stud bolt	6	
12	103.01.3370	✓	Cappello	Cap	2	
13	103.01.3560	✓	Supporto SN.	Left support	1	
14	19.0043	✓	Dado	Nut	4	
15	24.0031	✓	Rosetta elastica	Spring washer	4	
16	103.20.1464	✓	Prigioniero	Stud bolt	4	
17	103.01.3559	✓	Supporto DS.	Right support	1	
18	24.0003	✓	Rosetta elastica	Spring washer	6	
19	19.0013	✓	Vite	Screw	6	
20	103.09.4791	✓	Spessore 0,2 mm.	0,2 mm. spacer	2	
21	103.09.4792	✓	Spessore 0,5 mm.	0,5 mm. spacer	2	
22	103.09.4793	✓	Spessore 0,8 mm.	0,8 mm. spacer	2	
23	102.09.4783	✓	Spessore 0,2 mm.	0,2 mm. spacer	2	
24	102.09.4784	✓	Spessore 0,4 mm.	0,4 mm. spacer	2	

IDM disegno esplosivo - Fori tel. 723000



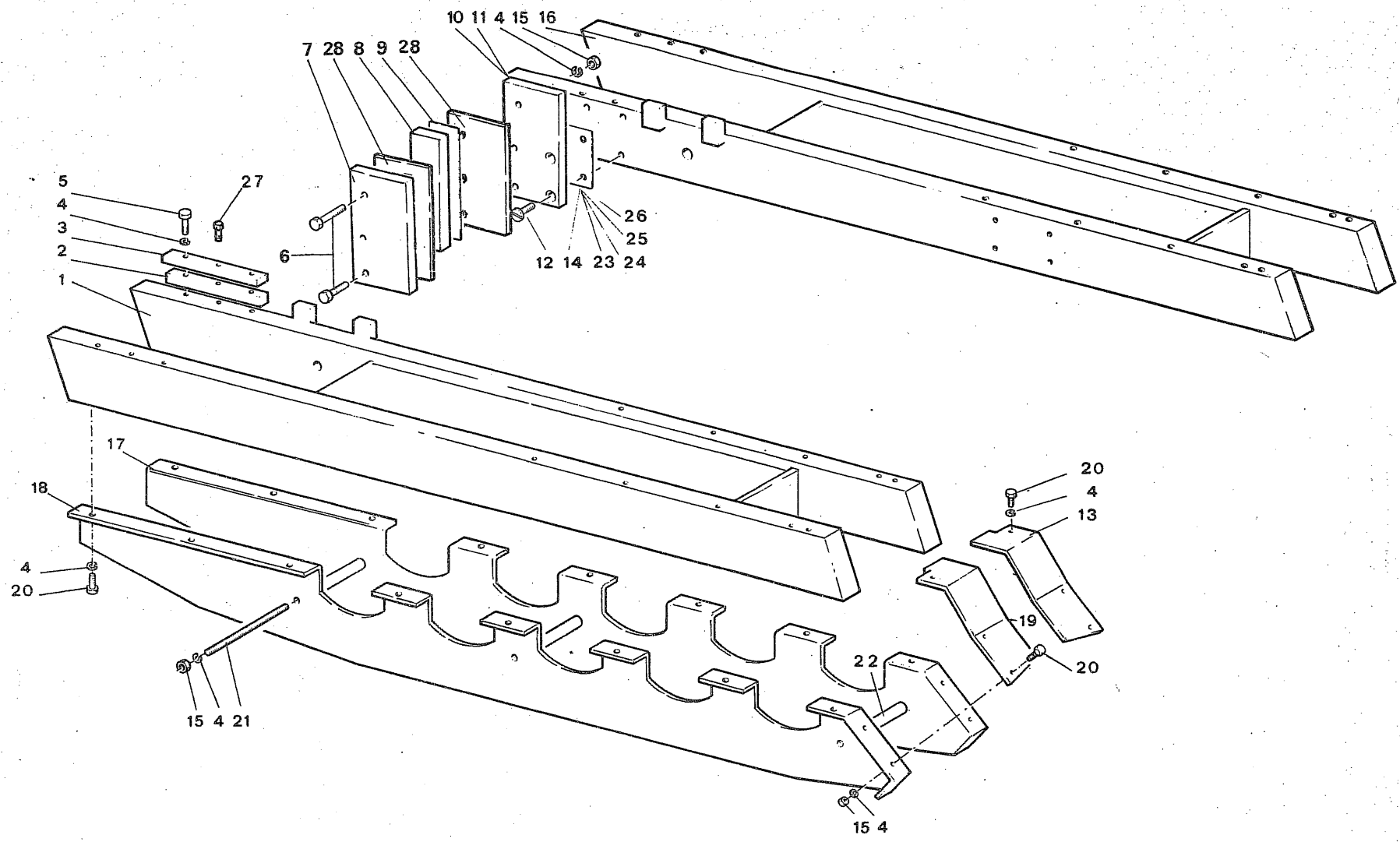






TAV 17

ITMA 700





Gruppo 420 -CINGOLATURA -TRACKS  
 Sgr. 421 -CARRELLI -TRACK FRAMES

**FATTO**

ITMA

700

TAV. 17

105.171.03

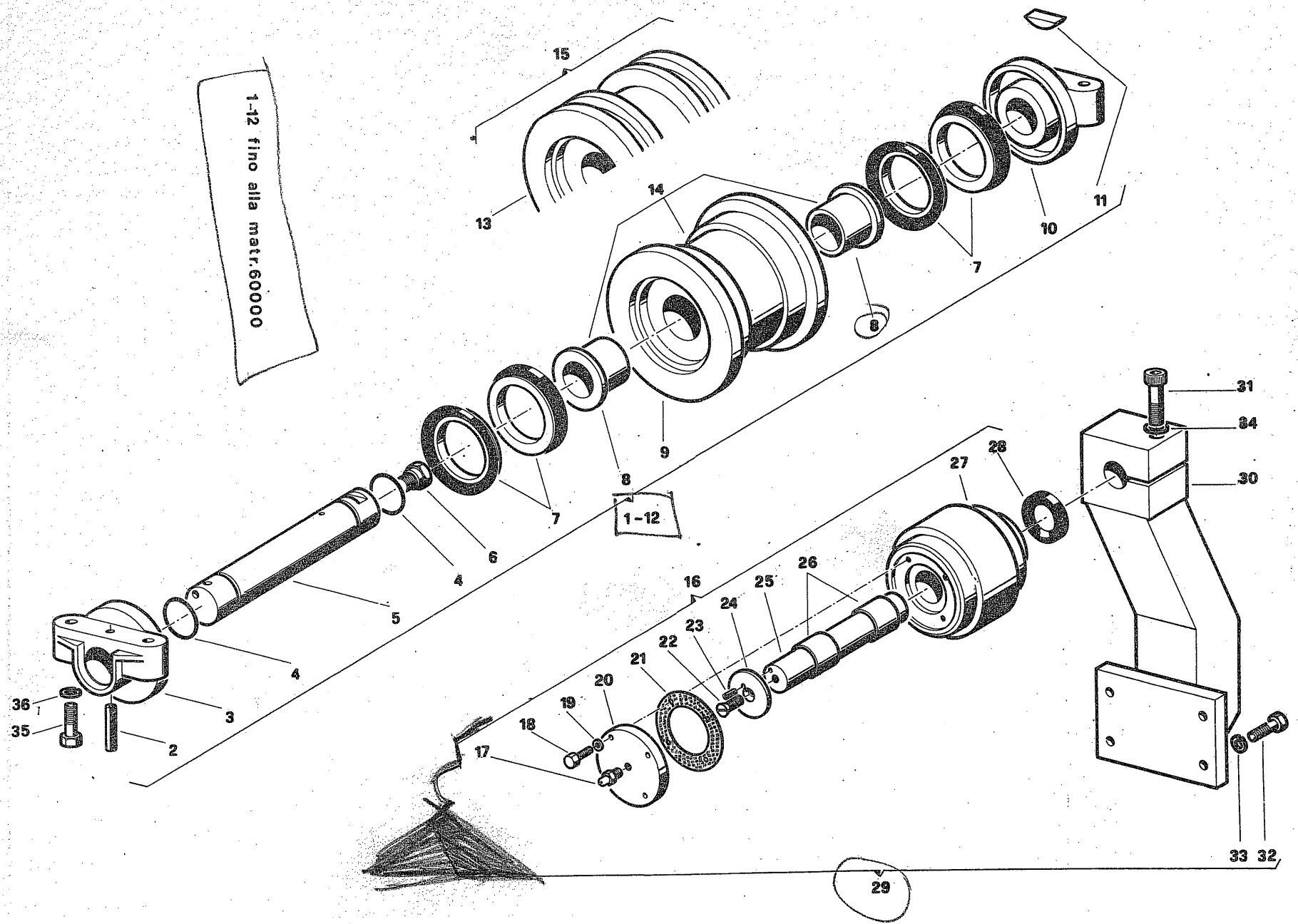
1982

FIG.	RIFERIMENTO	MODIF.	DENOMINAZIONE	DENOMINATION	Qty.	
1	105.11.4177	✓	Carrello SN.	Left frame	1	
2	103.08.4194	✓	Spessore	Spacer	4	660 892
3	103.08.4195	✓	Guida	Guide block	4	660 893
4	24.0003	✓	Rosetta elastica	Spring washer	78	
5	19.0175	✓	Vite	Screw	12	
6	19.0079	✓	Vite	Screw	6	
7	103.08.3308	✓	Piastra	Plate	2	
8	103.08.3309	✓	Spessore	Spacer	2	
9	103.09.3330	✓	Registro	Adjusting shim	2	
10	103.08.3306	✓	Guida DS.	Right guide	1	
11	103.08.3307	✓	Guida SN.	Left guide	1	
12	19.0424	✓	Vite	Screw	4	
13	103.10.4234	✓	Riparo DS.	Right wheel guard	2	
14	103.09.3329	✓	Registro sp.0,5	Adjusting shim	2	
15	19.0049	✓	Dado	Nut	30	
16	105.11.4176	✓	Carrello DS.	Right frame	1	
17	105.11.4178	✓	Riparo DS.	Right track guard	2	
18	105.11.4179	✓	Riparo SN.	Left track guard	2	
19	103.10.4235	✓	Riparo SN.	Left track guard	2	
20	19.0137	1 ✓	Vite	Screw	44	
21	103.19.3351	✓	Tirante	Tie-rod	8	
22	103.12.3303	✓	Distanziale	Spacer	8	
23	103.09.4835	✓	Registro sp.0,2	Sp.0,2 adjusting shim	2	
24	103.09.4836	✓	Registro sp.0,3	Sp.0,3 adjusting shim	2	
25	103.09.4646	✓	Registro sp.0,8	Sp.0,8 adjusting shim	2	
26	103.09.4647	✓	Registro sp.1	Sp.1 adjusting shim	2	
27	19.0436	1 ✓	Vite	Screw	4	
28	103.09.5176	✓	Spessore	Spacer	4	

IDM disegno esplosivo - Fori tel. 723000

29 fino alla matr. 600054

1-12 fino alla matr. 60000



29

**Gruppo** 420 -CINGOLATURA -TRACKS  
**Sgr.** 422 -RULLI INFERIORI -LOWER ROLLERS  
 423 -RULLI SUPERIORI -UPPER ROLLERS

**ITMA**

**600**

**TAV. 18**

103.181.01

1982

**FATTO**

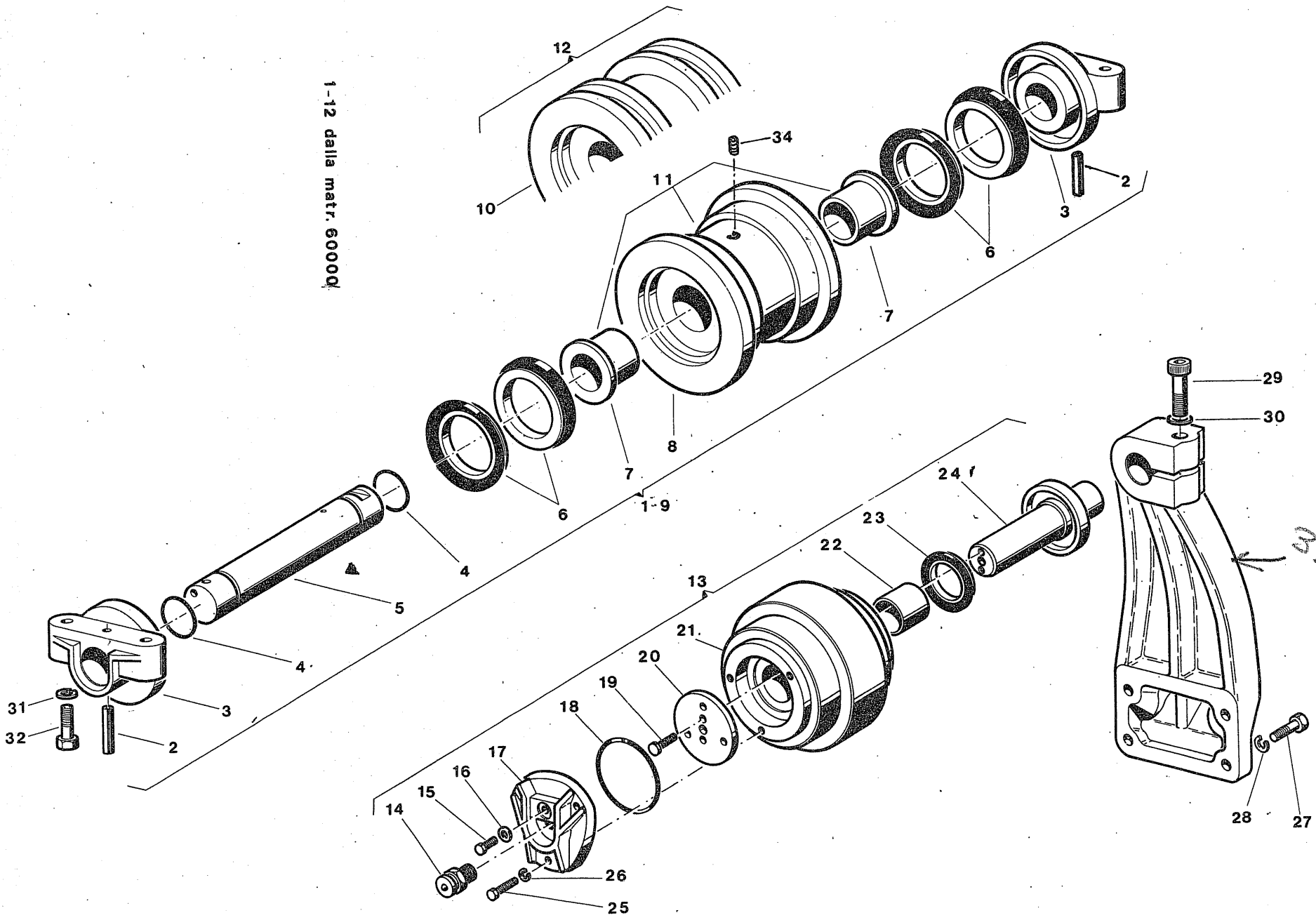
FIG.	RIFERIMENTO	MODIF.	DENOMINAZIONE	DENOMINATION	Qty.	
1	103.30.0005	✓	Rullo 1 bordo C.	Complete 1 rim roller	4	
2	50.0027	✓	Spina elastica	Spring pin	8	
3	103.30.4150	✓	Supporto interno	Inside support	8	
4	13.0168	✓	Anello OR	O-ring	16	
5	103.30.4148	✓	Asse	Rod	8	
6	50.0028	✓	Tappo	Plug	8	
7	13.0122	✓	Gruppo di tenuta	Seal unit	16	
8	103.30.4147	✓	Boccola	Bush	16	
9	103.30.4146	✓	Rullo 1 bordo NFS ??	1 rim roller	4	
10	103.30.4149	✓	Supporto esterno	Outside support	8	
11	103.30.4145	✓	Chiavetta	Key	8	
12	103.30.0006	✓	Rullo 2 bordi C.	Complete 2 rims roller	4	
13	103.30.4151	✓	Rullo 2 bordi ???	2 rims roller	4	
14	50.0026	✓	Rullo 1 bordo c/bocc.	1 rim roller with bush	4	
15	50.0029	✓	Rullo 2 bordi c/bocc.	2 rims roller with bush	4	
16	103.48.0346	✓	Rullo superiore C.	Complete upper roller	2	
17	15.0004	✓	Ingrassatore	Greaser	2	
18	19.0031	✓	Vite	Screw	8	
19	24.0004	✓	Rosetta elastica	Spring washer	8	
20	102.09.3639	✓	Coperchio	Cover	2	
21	100.17.0295	✓	Guarnizione	Gasket	2	
22	19.0246	✓	Vite	Screw	2	
23	49.0010	✓	Spina elastica	Spring pin	2	
24	102.09.3638	✓	Anello	Stop ring	2	
25	103.06.4222	✓	Asse	Rod	2	
26	16.0046	✓	Boccola	Bush	4	
27	101.01.3634	✓	Rullo	Upper roller	2	
28	13.0008	✓	Anello di tenuta	Seal	2	
29	103.48.0347	✓	Rullo sup.con supporto	Upper roller with supp.	2	
30	103.11.4223	✓	Supporto	Support	2	
31	19.0124	✓	Vite	Screw	2	
32	19.0027	✓	Vite	Screw	8	
33	24.0001	✓	Rosetta elastica	Spring washer	8	
34	24.0014	✓	Rosetta elastica	Spring washer	2	
35	19.0069	✓	Vite	Screw	32	
36	24.0003	✓	Rosetta elastica	Spring washer	32	

IDM disegno esplosivo - Fori tel. 723000

TAV 18.1

ITMA 600

dalla matr. 6006055



1-12 dalla matr. 600000



Gruppo 420 -CINGOLATURA -TRACKS  
 Sgr. 422 -RULLI INFERIORI -LOWER ROLLERS  
 423 -RULLI SUPERIORI -UPPER ROLLERS

ITMA

600

TAV. 18.1

103.181.02

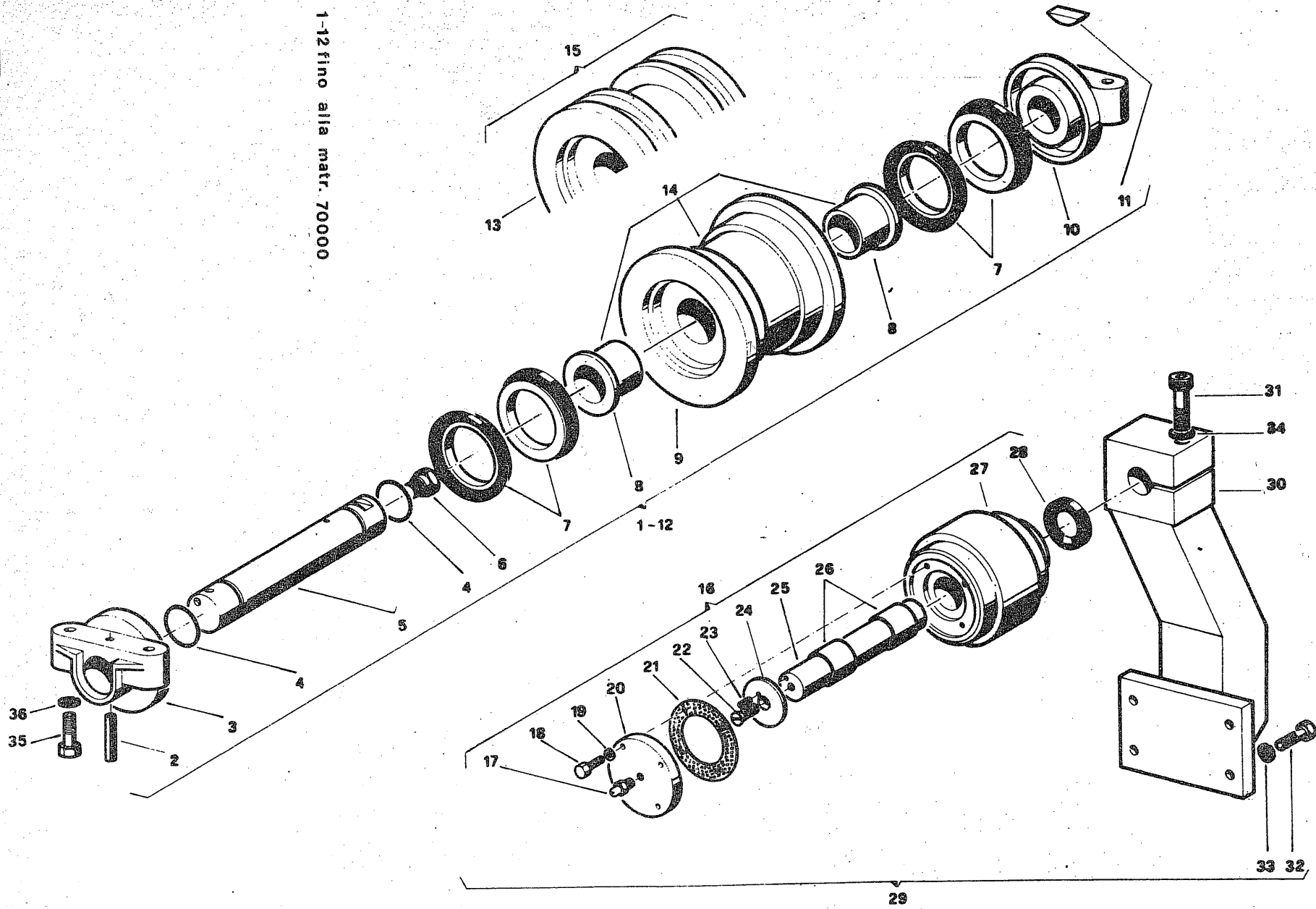
1982

*FATTO*

FIG.	RIFERIMENTO	MODIF.	DENOMINAZIONE	DENOMINATION	Qty.	
1	103.30.0005	✓	Rullo 1 bordo C.	Complete 1 rim roller	4	661 121
2	50.0027	✓	Spina elastica	Spring pin	16	
3	103.30.4858	✓	Supporto	Support	16	
4	13.0042	✓	Anello OR	O-ring	16	
5	103.30.4860	✓	Asse rullo	Roller rod	8	
6	13.0122	✓	Gruppo tenuta	Seal unit	16	
7	103.30.4859	✓	Boccola	Bush	16	
8	103.30.4856	✓	Rullo 1 bordo NFS	1 rim roller	4	
9	103.30.0006	✓	Rullo 2 bordi C.	Complete 2 rim roller	4	661 122
10	103.30.4857	✓	Rullo 2 bordi NFS	2 rim roller	4	
11	103.30.4854	✓	Rullo 1 bordo c/bocc. NFS	1 rim roller with bush	4	
12	103.30.4855	✓	Rullo 2 bordi c/bocc. NFS	2 rim roller with bush	4	
13	103.48.4687	✓	Rullo superiore C.	Complete upper roller	2	
14	15.0016	✓	Ingrassatore	Greaser	2	
15	19.0455	✓	Vite	Screw	2	
16	49.0546	✓	Rosetta piana	Washer	2	
17	103.30.4766	✓	Coperchio	Cover	2	
18	13.0201	✓	Anello OR	O-ring	2	
19	103.30.4772	✓	Vite	Screw	4	
20	103.30.4769	✓	Anello 652529V	Stop ring	2	
21	103.30.4767	✓	Rullo NFS	Upper roller	2	
22	103.16.4768	✓	Boccola	Bush	4	
23	13.0198	✓	Gruppo di tenuta	Seal unit	2	
24	103.48.4841	✓	Asse con anello	Rod for stop ring	2	
25	19.0007	✓	Vite	Screw	6	
26	24.0002	✓	Rosetta elastica	Spring washer	6	
27	19.0027	✓	Vite	Screw	8	
28	24.0001	✓	Rosetta elastica	Spring washer	8	
29	19.0124	✓	Vite	Scrwe	2	
30	24.0014	✓	Rosetta elastica	Spring washer	2	
31	24.0003	✓	Rosetta elastica	Spring washer	32	
32	19.0069	✓	Vite	Screw	32	
33	103.11.4685	✓	Supporto rullo	Support	2	
34	49.0122	✓	Tappo	Plug	8	

IDM disegno esploso - Fori tel. 723000

1-12 fino alla matr. 700000



29 fino alla matr. 7000090

TAV 18

ITMA 700

Gruppo 420 -CINGOLATURA -TRACKS

ITMA

700

Sgr. 422 -RULLI INFERIORI -LOWER ROLLERS

423 -RULLI SUPERIORI -UPPER ROLLERS

TAV.18

105.181.01

1982

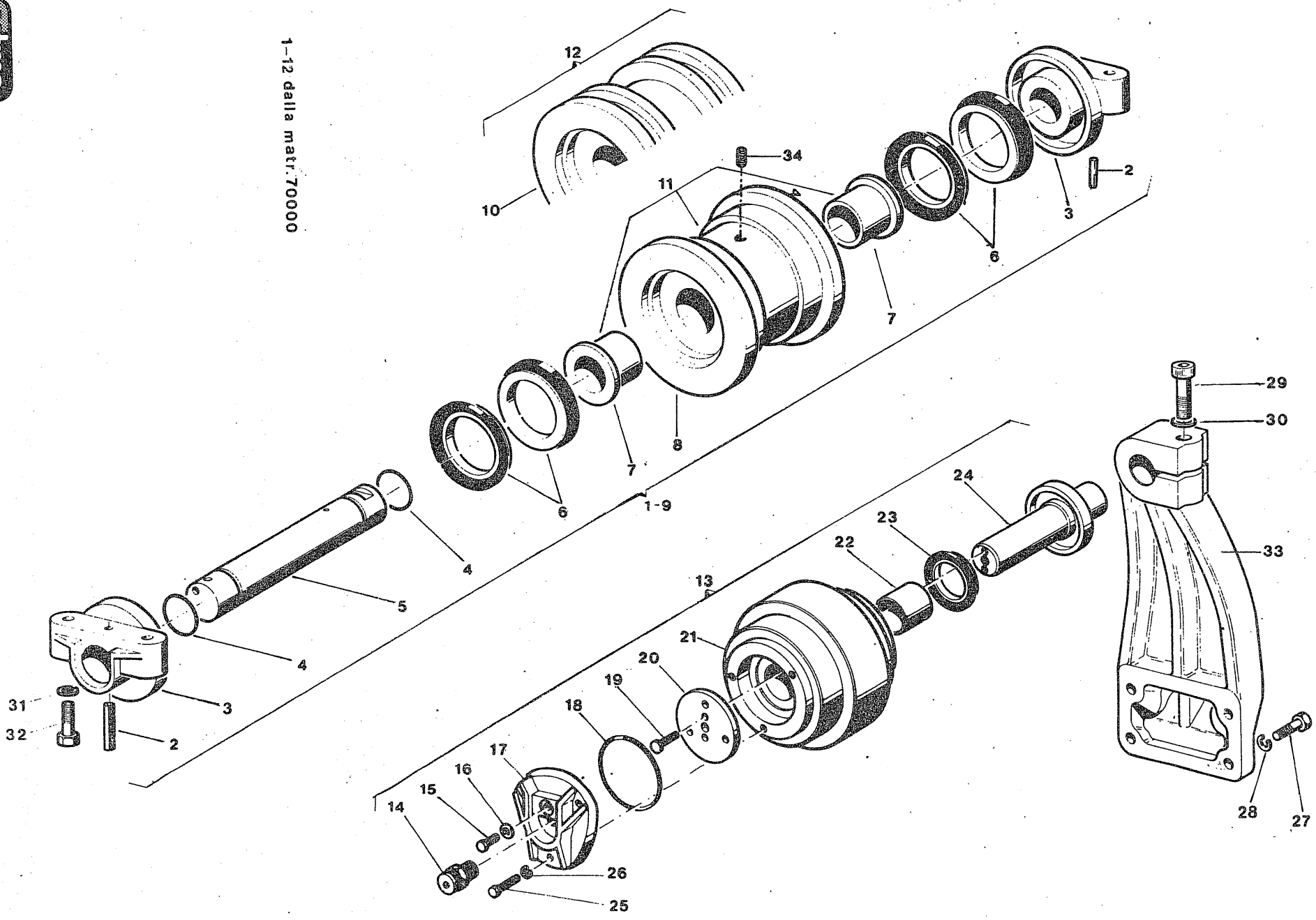
*FATTO*

FIG.	RIFERIMENTO	MODIF.	DENOMINAZIONE	DENOMINATION	Qty.	
1	103.30.0005	✓	Rullo 1 bordo C.	Complete 1 rim roller	6	
2	50.0027	✓	Spina elastica	Spring pin	10	
3	103.30.4150	✓	Supporto interno	Inside support	10	
4	13.0168	✓	Anello OR	O-ring	20	
5	103.30.4148	✓	Asse	Rod	10	
6	50.0028	✓	Tappo	Plug	10	
7	13.0122	✓	Gruppo di tenuta	Seal unit	20	
8	103.30.4147	✓	Boccola	Bush	20	
9	103.30.4146	✓	Rullo 1 bordo NFS	1 rim roller	6	
10	103.30.4149	✓	Supporto esterno	Outside support	10	
11	103.30.4145	✓	Chiavetta	Key	10	
12	103.30.0006	✓	Rullo a 2 bordi C.	Complete 2 rims roller	4	
13	103.30.4151	✓	Rullo 2 bordi	2 rims roller	4	
14	50.0026	✓	Rullo 1 bordo c/bocc.	1 rim roller with bush	6	
15	50.0029	✓	Rullo 2 bordi c/bocc.	2 rims roller with bush	4	
16	103.48.0346	✓	Rullo superiore C.	Complete upper roller	2	
17	15.0004	✓	Ingrassatore	Greaser	2	
18	19.0031	✓	Vite	Screw	8	
19	24.0004	✓	Rosetta elastica	Spring washer	8	
20	102.09.3639	✓	Coperchio	Cover	2	
21	100.17.0295	✓	Guarnizione	Gasket	2	
22	19.0246	✓	Vite	Screw	2	
23	49.0010	✓	Spina elastica	Spring pin	2	
24	102.09.3638	✓	Anello	Stop ring	2	
25	103.06.4222	✓	Asse	Rod	2	651417
26	16.0046	✓	Boccola 102-16-4105	Bush	4	660697
27	101.01.3634	✓	Rullo	Upper roller	2	
28	13.0008	✓	Anello di tenuta	Seal	2	6220031
29	103.48.0347	✓	Rullo sup.con supporto	Upper roller with supp.	2	
30	103.11.4223	✓	Supporto	Support	2	
31	19.0124	✓	Vite	Screw	2	
32	19.0027	✓	Vite	Screw	8	
33	24.0001	✓	Rosetta elastica	Spring washer	8	
34	24.0014	✓	Rosetta elastica	Spring washer	2	
35	19.0069	✓	Vite	Screw	40	
36	24.0003	✓	Rosetta elastica	Spring washer	40	

IDM disegno esplosivo - Fori tel. 723000



1-12 dalla matr. 700000



dalla matr. 7000091

TAV 18.1

ITMA 700



**Gruppo** 420 -CINGOLATURA -TRACKS  
**Sgr.** 422 -RULLI INFERIORI -LOWER ROLLERS  
 423 -RULLI SUPERIORI -UPPER ROLLERS

**ITMA**

**700**

**TAV.18.1**

105.181.02

1982

*FATTO*

FIG.	RIFERIMENTO	MODIF.	DENOMINAZIONE	DENOMINATION	Qty.
1	103.30.0005	✓	Rullo f bordo C.	Complete 1 rim roller	6
2	50.0027	✓	Spina elastica	Spring pin	20
3	103.30.4858	✓	Supporto	Support	20
4	13.0042	✓	Anello OR	O-ring	20
5	103.30.4860	✓	Asse rullo	Roller rod	10
6	13.0122	✓	Gruppo tenuta	Seal unit	20
7	103.30.4859	✓	Boccola	Bush	20
8	103.30.4856	✓	Rullo 1 bordo NFS	1 rim roller	6
9	103.30.0006	✓	Rullo 2 bordi C.	Complete 2 rim roller	4
10	103.30.4857	✓	Rullo 2 bordi NFS	2 rim roller	4
11	103.30.4854	✓	Rullo 1 bordo c/bocc. NFS	1 rim roller with bush	6
12	103.30.4855	✓	Rullo 2 bordi c/bocc. NFS	2 rim roller with bush	4
13	103.48.4687	✓	Rullo superiore C.	Complete upper roller	2
14	15.0016	✓	Ingrassatore	Greaser	2
15	19.0455	✓	Vite	Screw	2
16	49.0546	✓	Rosetta piana	Washer	2
17	103.30.4766	✓	Coperchio	Cover	2
18	13.0201	✓	Anello OR	O-ring	2
19	103.30.4772	✓	Vite	Screw	4
20	103.30.4769	✓	Anello 652529 ✓	Stop ring	2
21	103.30.4767	✓	Rullo NFS	Upper roller	2
22	103.16.4768	✓	Boccola	Bush	4
23	13.0198	✓	Gruppo di tenuta	Seal unit	2
24	103.48.4841	✓	Asse con anello	Rod for stop ring	2
25	19.0007	✓	Vite	Screw	6
26	24.0002	✓	Rosetta elastica	Spring washer	6
27	19.0027	✓	Vite	Screw	8
28	24.0001	✓	Rosetta elastica	Spring washer	8
29	19.0124	✓	Vite	Screw	2
30	24.0014	✓	Rosetta elastica	Spring washer	2
31	24.0003	✓	Rosetta elastica	Spring washer	40
32	19.0069	✓	Vite	Screw	40
33	103.11.4685	✓	Supporto rullo	Support	2
34	49.0122	✓	Tappo	Plug	10

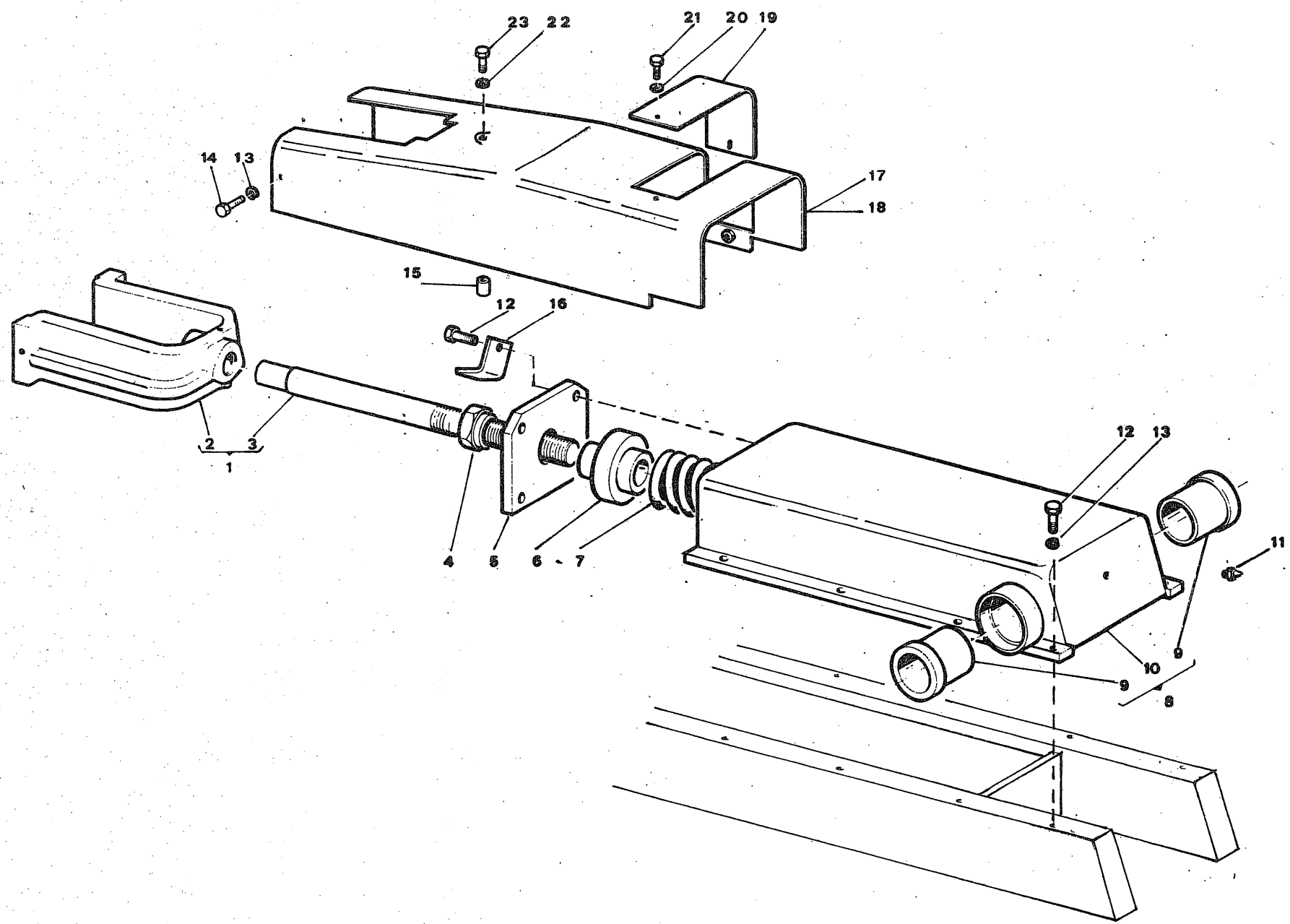
661248

IDM disegno esploso - Fori tel. 723000

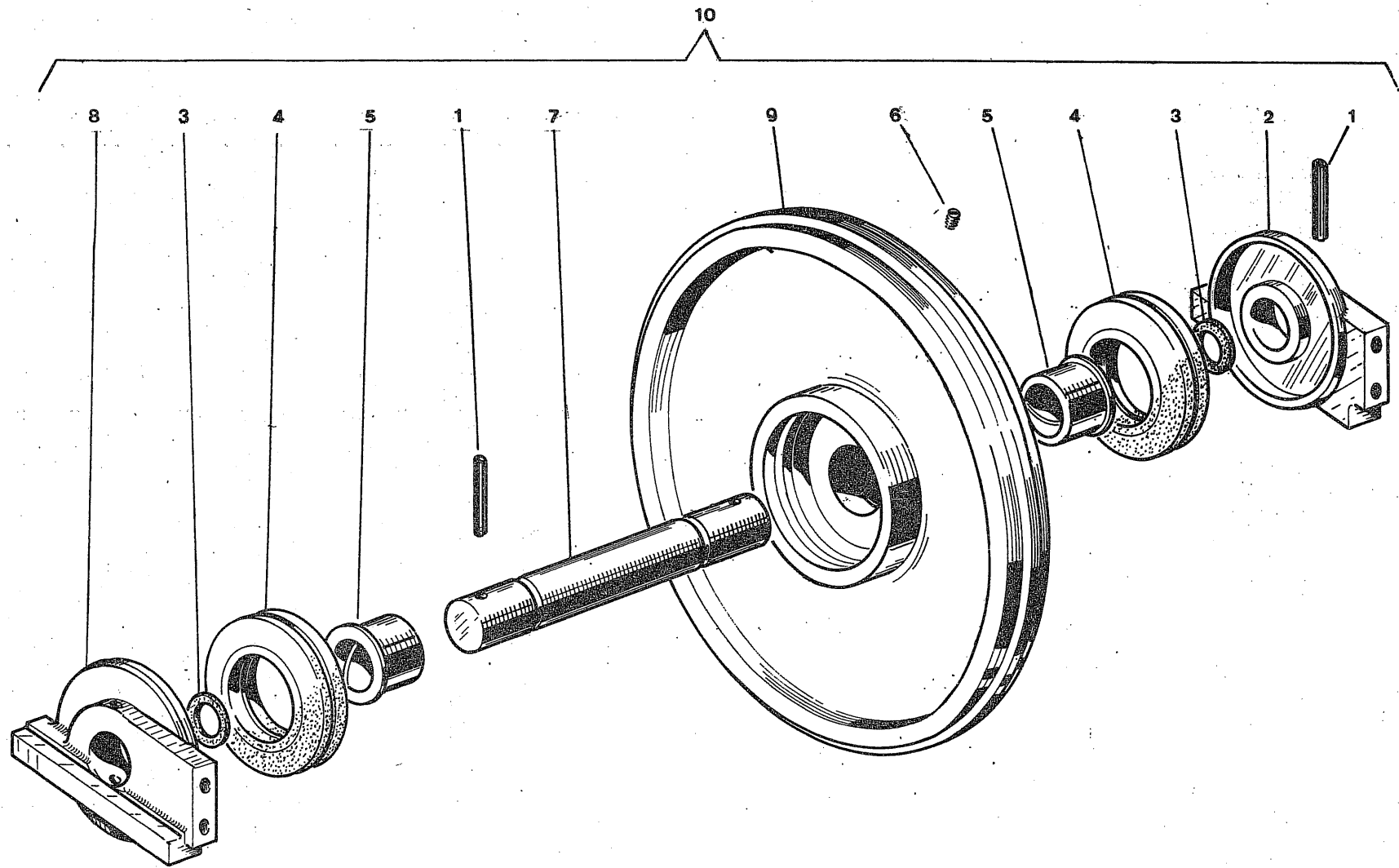
TAV 19

ITMA 100

2







Gruppo 420 -CINGOLATURA -TRACKS  
 Sgr. 425 -RUOTA TENDICINGOLO -IDLER WHEEL

ITMA 600-700

TAV. 20

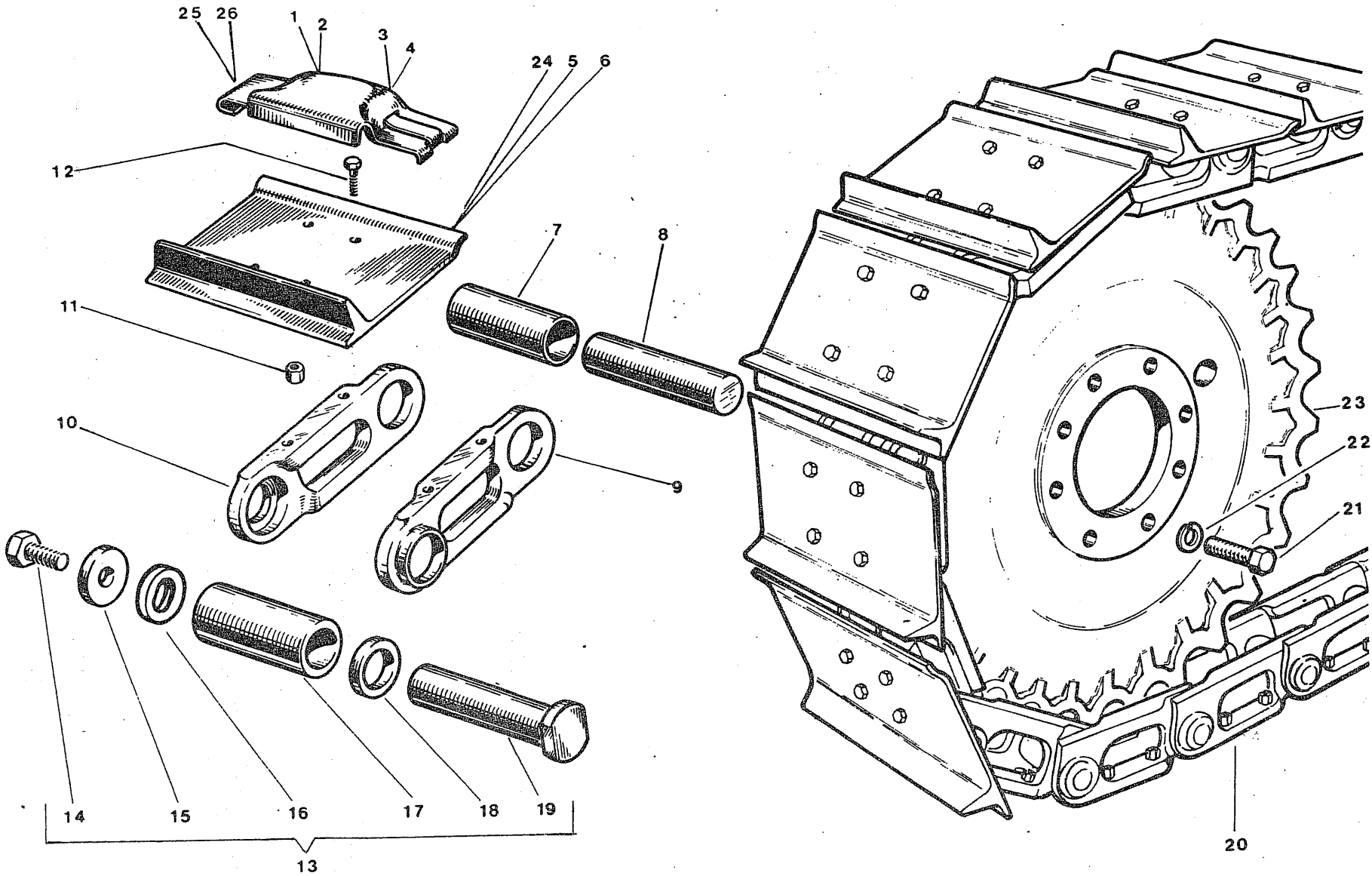
103.201.01

1982

**FATTO**

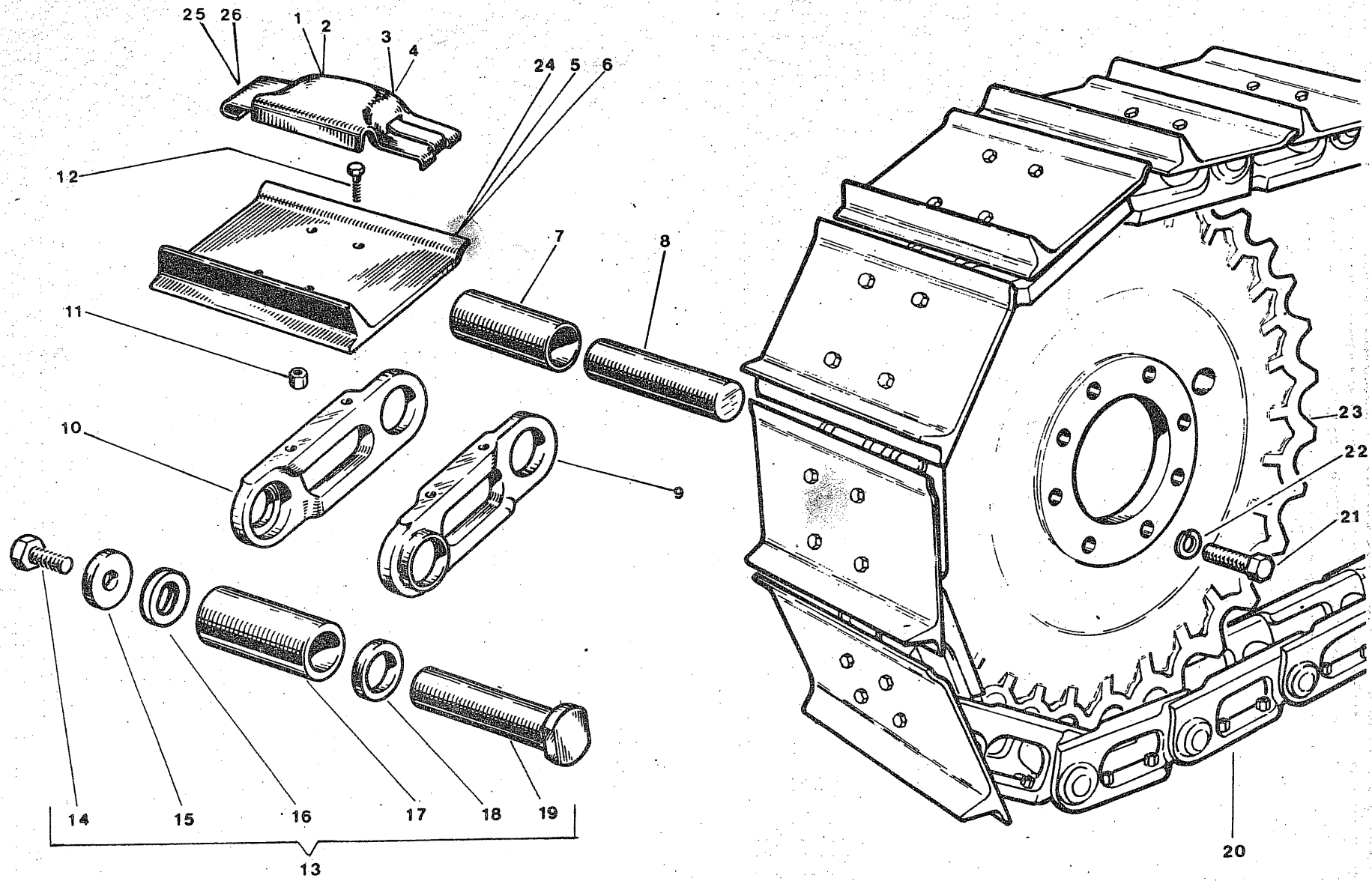
FIG.	RIFERIMENTO	MODIF.	DENOMINAZIONE	DENOMINATION	Qty.	
1	49.0666	✓	Spina elastica	Spring pin	4	626 0100
2	103.01.3206	✓	Supporto DS.	Right support	2	660 717
3	13.0042	✓	Anello OR	O-ring	4	623 0106
4	13.0122	✓	Gruppo di tenuta	Seal unit	4	620 103
5	103.16.3501	✓	Boccola	Bush	4	661 056
6	19.0110	✓	Tappo	Plug	2	6140023
7	103.06.3025	✓	Asse	Rod	2	660 831
8	103.01.3207	✓	Supporto SN.	Left support	2	660 718
9	103.01.3208	✓	Ruota - NFS	Wheel	2	601 153
10	103.48.0186	✓	Ruota completa con Boccole	Complete idler wheel	2	
			NON COME IN FIGURA SOLO CON LE Boccole			

IDM disegno esplosivo - Fori tel. 723000





00660817





Gruppo 420 -CINGOLATURA -TRACKS

Sgr. 426 -RUOTA MOTRICE -DRIVING WHEEL  
427 -CATENARIA -CHAIN

ITMA

700

TAV.21

105.211.01

1982

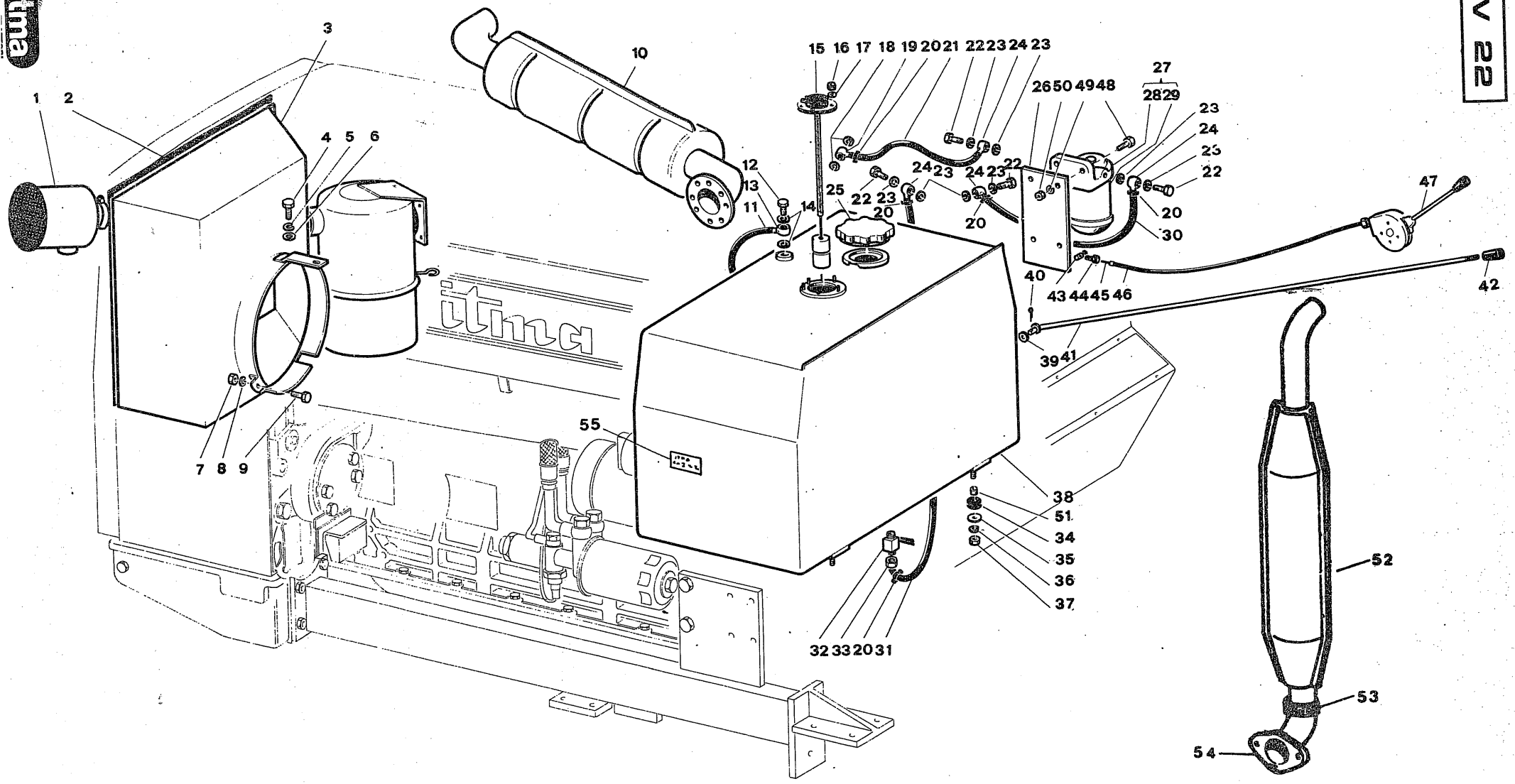
*FABIO*

FIG.	RIFERIMENTO	MODIF.	DENOMINAZIONE	DENOMINATION	Qty.	
1	103.30.0685	V	Soprasuola L DS. 360	Right L 360 road pat	68	
2	103.30.0686	V	Soprasuola L SN. 360	Left L 360 road pat	68	
3	003.30.2019	V	Soprasuola N DS. 310	Right N 310 road pat	68	
4	003.30.2119	V	Soprasuola N SN. 310	Left N 310 road pat	68	
5	103.30.0679	V	Suola L 360	L 360 shoe	68	
6	103.30.0678	V	Suola N 310	N 310 shoe	68	661125 HRF
7	103.30.0729	V	Boccola	Bush	68	661129 HRF
8	103.30.0728	V	Perno	Pin	68	650442
9	103.30.0731	V	Maglia SN.	Left link	68	650441
10	103.30.0730	V	Maglia DS.	Right link	68	
11	19.0312	V	Dado	Nut	72	
12	19.0318	V	Vite	Screw	72	
13	103.30.0847	V 490847	Perno giunzione C.	Complete joint pivot	2	650482 V
14	19.0341	V	Vite	Screw	2	
15	103.30.0144	V	Rondella NFS	Washer	2	
16	103.30.0145	V	Fermo //	Stop	2	
17	103.30.0733	V	Boccola 4	Bush	2	
18	103.30.0735	V	Distanziale "	Spacer	2	
19	103.30.0143	V	Perno "	Joint pivot	2	
20	103.30.0677	V	Catena 34 maglie	Chain	2	661226
21	19.0325	V	Vite	Screw	16	
22	24.0028	V	Rosetta elastica	Spring washer	26	
23	103.04.4885	1 V	Ruota $\phi 58,5$ denti 25	Driving wheel	2	660817 V
24	103.30.4540	V	Suola M 400	M 400 shoe	64	661128 HRF
25	103.30.4673	V	Soprasuola M DS. 400	Right M 400 road pat	64	
26	103.30.4674	V	Soprasuola M SN. 400	Left M 400 road pat	64	

IDW disegno esplosivo - Fori tel. 723000

Stima

TAV 22



Gruppo 510 -ALIMENTAZIONE SCARICO  
-FEEDING EXHAUST

Sgr. 511 -IMPIANTO COMBUSTIBILE -FUEL PLANT  
512 -ASPIRAZIONE -SUCTION  
513 -SCARICO -EXHAUST

**FATTO**

ITMA 600-700

TAV.22

103.221.02

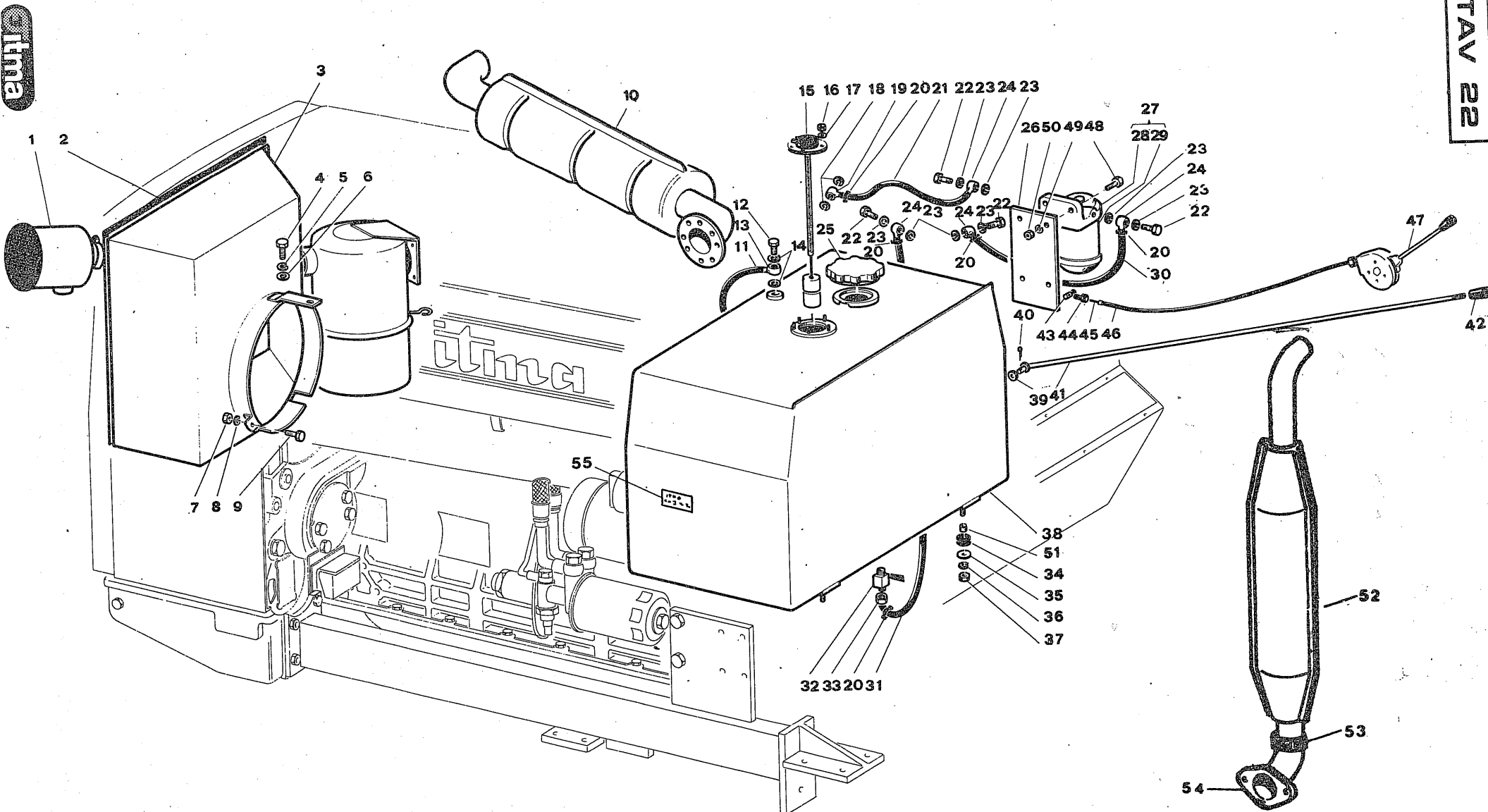
1982

FIG.	RIFERIMENTO	MODIF.	DENOMINAZIONE	DENOMINATION	Qty.	
1	49.0832	✓	Prefiltro	Precleaner	1	
2	101.29.4404	✓	Guarnizione	Gasket	1	
3	103.11.4201	✓	Convogliatore	Collector	1	
4	19.0019	✓	Vite	Screw	1	
5	24.0002	✓	Rosetta elastica	Spring washer	1	
6	24.0005	✓	Rosetta piana	Washer	1	
7	19.0032	✓	Dado	Nut	2	
8	24.0004	✓	Rosetta elastica	Spring washer	2	
9	19.0143	✓	Vite	Screw	2	
10	102.11.3393	✓	Silenziatore	Silencer	1	660 671
11	49.0473	✓	Tubo rifiuto	Exceeding fuel pipe	1	
12	49.0469	✓	Raccordo	Pipe fitting	1	
13	49.0474	✓	Raccordo	Pipe fitting	1	
14	49.0546	✓	Guarnizione	Gasket	2	
15	103.57.4538	✓	Indicatore riserva	Reserve	1	
16	19.0018	✓	Dado	Nut	6	
17	24.0008	✓	Rosetta	Washer	6	
18	49.0566	✓	Guarnizione	Gasket	2	
19	49.0416	✓	Raccordo	Pipe fitting	1	
20	49.0230	✓	Collare	Oetiker ring	6	
21	49.0497	✓	Tubo L=240 mm.	Pipe	1	
22	49.0110	✓	Raccordo	Pipe fitting	4	
23	49.0549	✓	Guarnizione	Gasket	8	
24	49.0417	✓	Raccordo	Pipe fitting	4	
25	49.0267	✓	Tappo	Plug	1	
26	103.11.4363	✓	Staffa	Strap	1	
27	49.0485	✓	Filtro completo	Complete fuel cleaner	1	
28	49.0481	✓	Testata	Cleaner top	1	
29	49.0480	✓	Cartuccia	Cartridge	1	
30	49.0497	✓	Tubo L=370 mm.	Pipe	1	
31	49.0497	✓	Tubo L=470 mm.	Pipe	1	
32	49.0902	✓	Rubinetto	Tap	1	
33	49.0903	✓	Raccordo	Pipe fitting	1	
34	50.0116	✓	Antivibrante	Cushioned socket	4	
35	103.09.4362	✓	Rondella	Washer	4	
36	24.0002	✓	Rosetta elastica	Spring washer	4	
37	19.0003	✓	Dado	Nut	4	
38	103.11.4175	✓	Serbatoio	Fuel tank	1	
39	24.0005	✓	Rosetta piana	Washer	1	
40	24.0018	✓	Copiglia	Split pin	1	
41	200.11.8629	✓	Asta	Rod	1	
42	49.0135	✓	Pomello	Handle	1	
43	49.0812	✓	Morsetto	Bukle	1	
44	49.0514	✓	Registro	Adjustment	1	
45	103.59.4364	✓	Fune	Wire	1	
46	103.59.4365	✓	Guaina	Covering	1	
47	103.59.4372	✓	Manettino	Handle	1	

DM disegno esplosivo - Fori tel. 723000

fino alla matr. 6000103/7000186

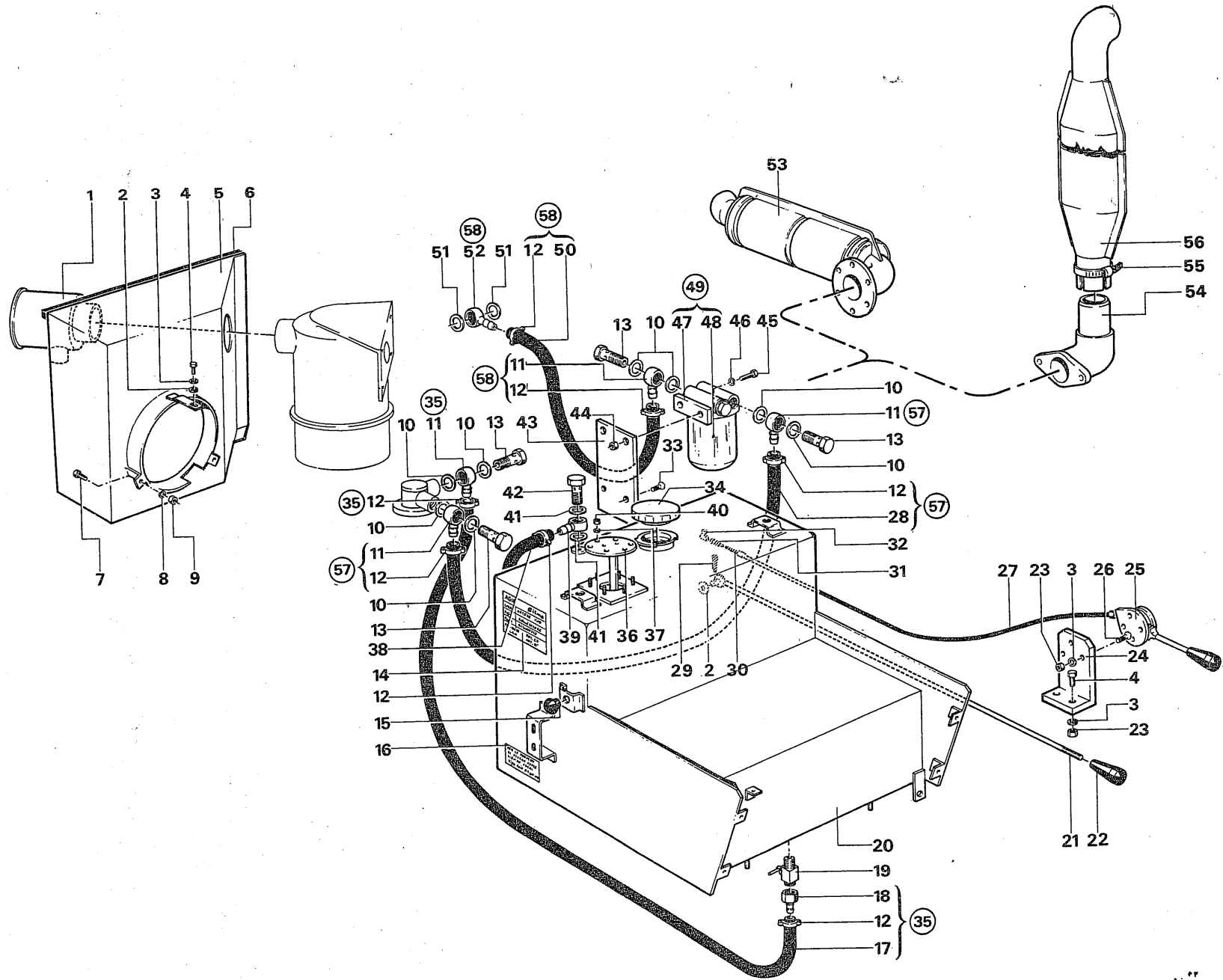
**ITMA** trattori



itma

itma





Gruppo 510 -ALIMENTAZIONE SCARICO  
-FEEDING EXHAUST

ITMA

600-700

Sgr. 511 -IMPIANTO COMBUSTIBILE -FUEL PLANT  
512 -ASPIRAZIONE -SUCTION  
513 -SCARICO -EXHAUST

TAV. 22.1

103.221.03

1982

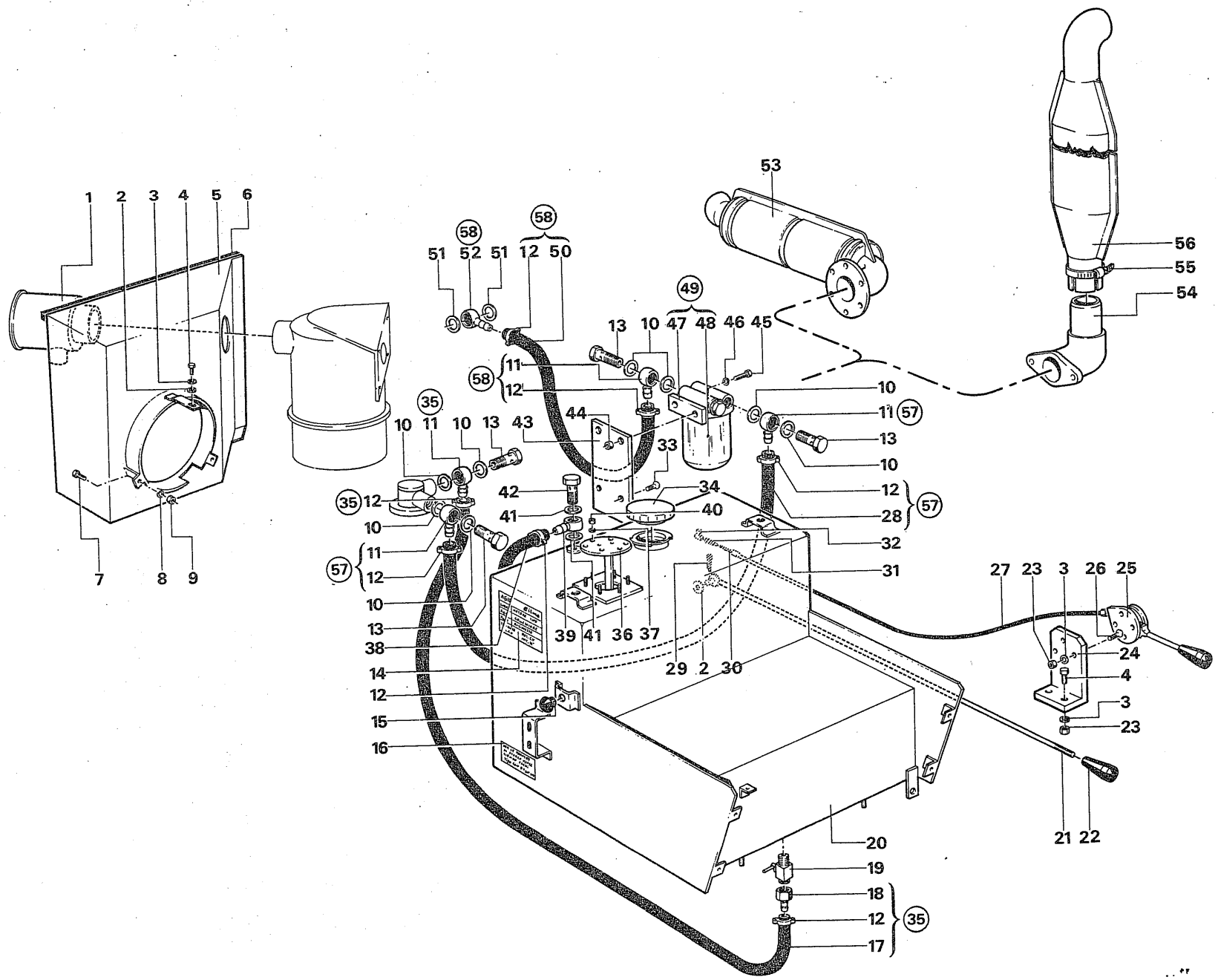
*FATTO*

IDW disegno esplosivo - Fori tel. 723000

FIG.	RIFERIMENTO	MODIF.	DENOMINAZIONE	DENOMINATION	Qty.	
1	49.0832	✓	Prefiltro	Precleaner	1	
2	24.0005	✓	Rosetta piana	Washer	2	
3	24.0002	✓	Rosetta elastica	Spring washer	5	
4	19.0019	✓	Vite	Screw	3	
5	103.11.4201	✓	Convogliatore	Collector	1	
6	103.29.4931	✓	Guarnizione	Gasket	1	
7	19.0143	✓	Vite	Screw	2	
8	24.0004	✓	Rosetta elastica	Spring washer	2	
9	19.0032	✓	Dado	Nut	2	
10	49.0549	✓	Guarnizione	Gasket	8	
11	49.0417	✓	Raccordo	Pipe fitting	4	
12	49.0230	✓	Collare	Oetiker ring	6	
13	49.0110	✓	Raccordo	Pipe fitting	4	
14	102.25.3706	✓	Targa n°matricola	Identification plate	1	
15	50.0177	✓	Puntale	Rubber bit	4	
16	102.25.4794	✓	Targa	Plate	1	
17	53.0013	✓	Tubo L=470 mm.	L=470 mm.pipe	1	
18	49.0903	✓	Raccordo	Pipe fitting	1	
19	49.0902	✓	Rubinetto	Tap	1	
20	103.11.4941	✓	Serbatoio	Fuel tank	1	
21	200.11.8629	✓	Asta	Rod	1	
22	49.0135	✓	Pomello	Handle	1	
23	19.0003	✓	Dado	Nut	4	
24	103.08.4946	✓	Supporto acceleratore	Handle support	1	
25	103.59.4372	✓	Manettino	Handle	1	
26	19.0219	✓	Vite	Screw	2	
27	103.59.4993	✓	Guaina	Covering	1	
28	53.0013	✓	Tubo L=370 mm.	L=370 mm.pipe	1	
29	24.0018	✓	Copiglia	Split pin	1	
30	103.59.4992	✓	Fune	Wire	1	
31	49.0514	✓	Registro	Adjustment	1	
32	49.0812	✓	Morsetto	Bukle	1	
33	19.0169	✓	Vite	Screw	2	
34	49.0267	✓	Tappo	Plug	1	65036P
35	103.48.5071	✓	Tubo C.	C.pipe	1	
36	103.55.5140	✓	Indicatore riserva	Reserve	1	
37	24.0008	✓	Rosetta	Washer	6	
38	49.0473	✓	Tubo rifiuto	Exceeding fuel pipe	1	
39	49.0474	✓	Raccordo	Pipe fitting	1	
40	19.0018	✓	Dado	Nut	6	
41	49.0546	✓	Guarnizione	Gasket	2	
42	49.0469	✓	Raccordo	Pipe fitting	1	
43	103.11.4363	✓	Staffa	Strap	1	
44	19.0028	✓	Dado	Nut	2	
45	19.0001	✓	Vite	Screw	2	
46	24.0001	✓	Rosetta elastica	Spring washer	2	
47	49.0481	✓	Testata	Cleaner top	1	

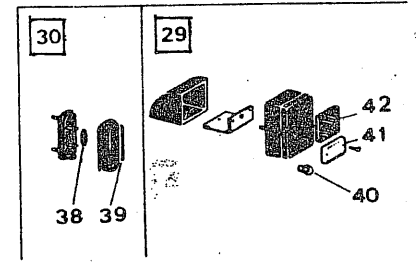
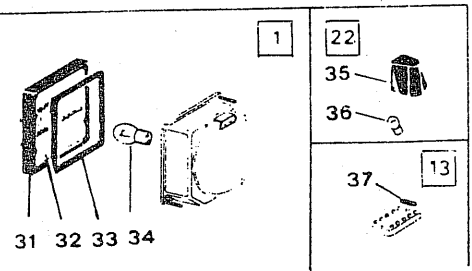
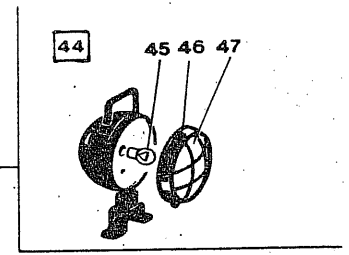
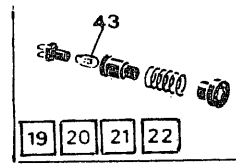
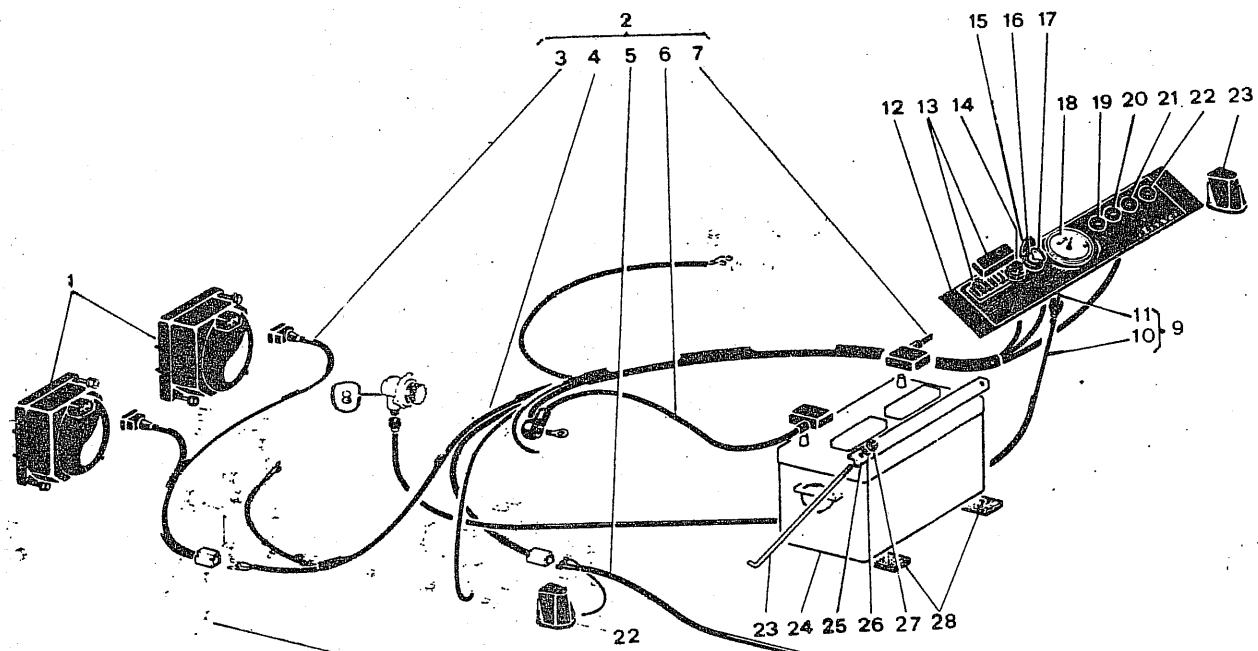
dalla matr. 6000104/7000187

**ITMA** trattori









Gruppo 520 -IMPIANTO ELETTE

Sgr. 521 -AVVIAMENTO -STARTING  
522 -GENERATORE -GENERATOR  
523 -ILLUMINAZIONE -LIGHTING

ITMA

600

TAV. 23

103.231.01

1982

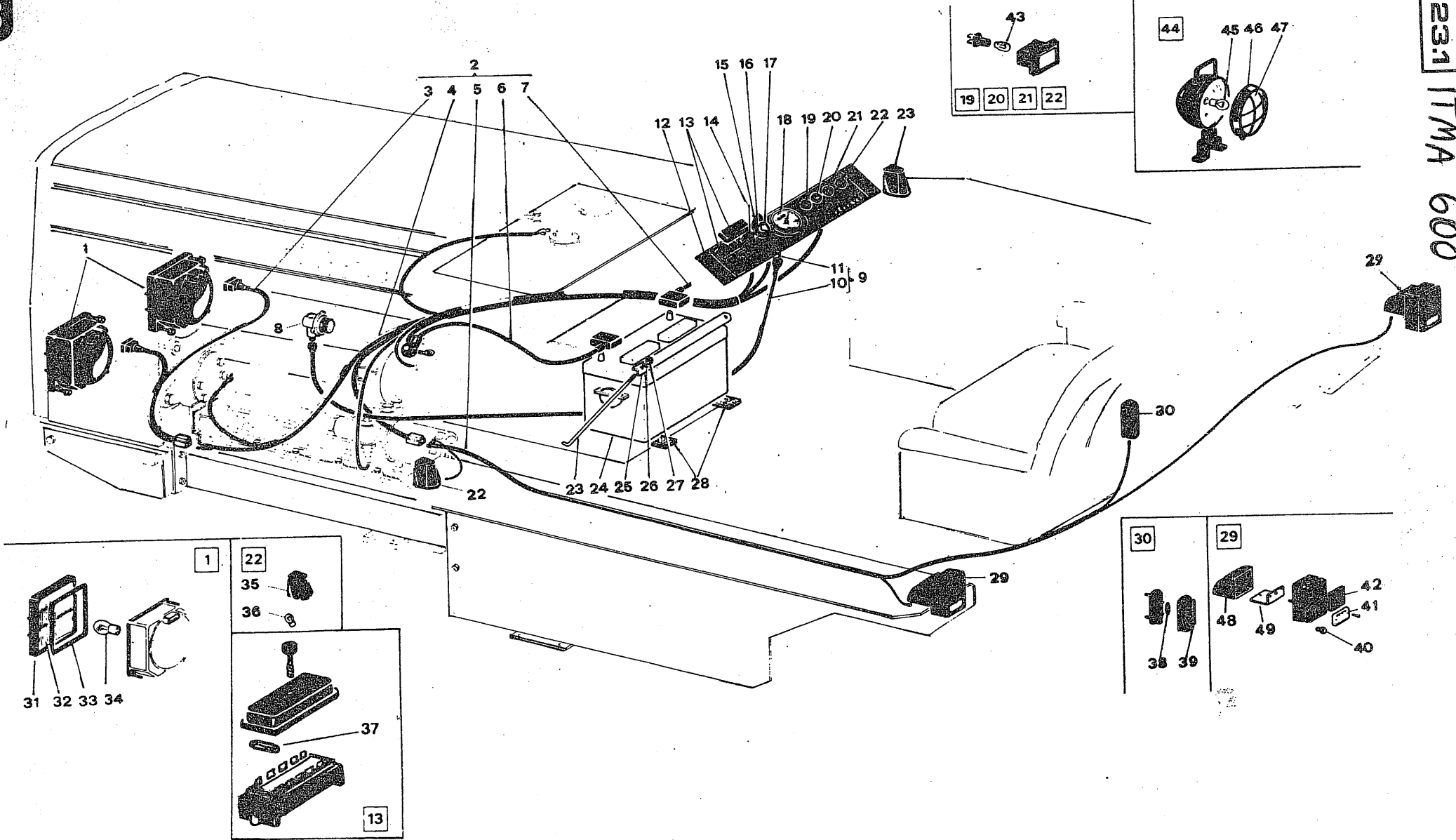
**FARO**

FIG.	RIFERIMENTO	MODIF.	DENOMINAZIONE	DENOMINATION	Qty.
1	20.0065	✓	Faro	Head light	2
2	20.0084	✓	Completo cablaggi	Complete wiring	1
3	103.57.4486	✓	Fari anteriori	Head lights wiring	1
4	103.57.4487	✓	Strumentazione	Control panel wiring	1
5	103.57.4488	✓	Luci posizione	Position lights wiring	1
6	103.57.4489	✓	Positivo	Positive	1
7	103.57.4490	✓	Massa	Negative wire	1
8	101.55.0492	✓	Rinvio	Back bar	1
9	103.55.0684	✓	Trasmissione	Revolution counter	1
10	103.55.0795	✓	Guaina	Covering	1
11	103.55.0796	✓	Cavo	Wire	1
12	103.25.4414	✓	Pannello	Panel	1
13	20.0086	✓	Scatola fusibili	Cut-out box	1
14	20.0095	✓	Commutatore luci	Lights switch	1
15	20.0045	✓	Protezione	Cover	1
16	20.0096	✓	Interruttore	Switch	1
17	20.0094	✓	Chiave	Key	1
18	103.55.0683	✓	Contagiri	Revolution counter	1
19	20.0088	✓	Spia olio (gialla)	Yellow warning light	1
20	20.0087	✓	Spia gen.e riserva	Red warning light	2
21	20.0105	✓	Spia luci (verde)	Green warning light	1
22	20.0099	✓	Posizione anteriore	Front position light	2
23	102.06.4086	✓	Tirante	Tie-rod	2
24	20.0100	✓	Batteria	Accumulator	1
25	101.10.3415	✓	Staffa	Strap	1
26	24.0011	✓	Rosetta piana	Washer	2
27	19.0032	✓	Dado	Nut	4
28	100.29.0632	✓	Antivibrante	Gasket	2
29	20.0055	✓	Fanalino posteriore	Rear position light	2
30	20.0106	✓	Luce targa	Number plate light	1
31	20.1065	✓	Cornice NFS	Frame	1
32	20.2065	✓	Vetro NFS	Lensglass	1
33	20.3065	✓	Guarnizione NFS	Gasket	1
34	20.0030	✓	Lampada	Bulb	1
35	20.1099	✓	Vetro	Lensglass	1
36	20.0032	✓	Lampada	Bulb	1
37	20.0104	✓	Fusibile	Fuse	5
38	20.0108	✓	Lampada	Bulb	1
39	20.1106	✓	Vetro	Lensglass	1
40	20.0032	✓	Lampada	Bulb	1
41	20.1055	✓	Vetro	Lensglass	1
42	20.2055	✓	Catodiottro	Red reflector	1
43	20.0110	✓	Lampada	Bulb	1
44	20.0063	✓	Faro posteriore	Head lamp	1
45	20.0109	✓	Lampada	Bulb	1
46	20.1063	✓	Cornice	Frame	1
47	20.2063	✓	Vetro	Lensglass	1

IDM disegno esploso - Forif tel. 723000

fino alla matr. 6000050

itma trattori



1

22  
35  
36

37  
13

43  
19 20 21 22

44  
45 46 47

30

29

38 39  
48 49  
42 41  
40

Gruppo 520 -IMPIANTO ELETTRICO  
-ELECTRIC PLANT

Sgr. 521 -AVVIAMENTO -STARTING  
522 -GENERATORE -GENERATOR  
523 -ILLUMINAZIONE -LIGHTING

**FATTO**

ITMA

600

TAV. 23.1

103.231.02

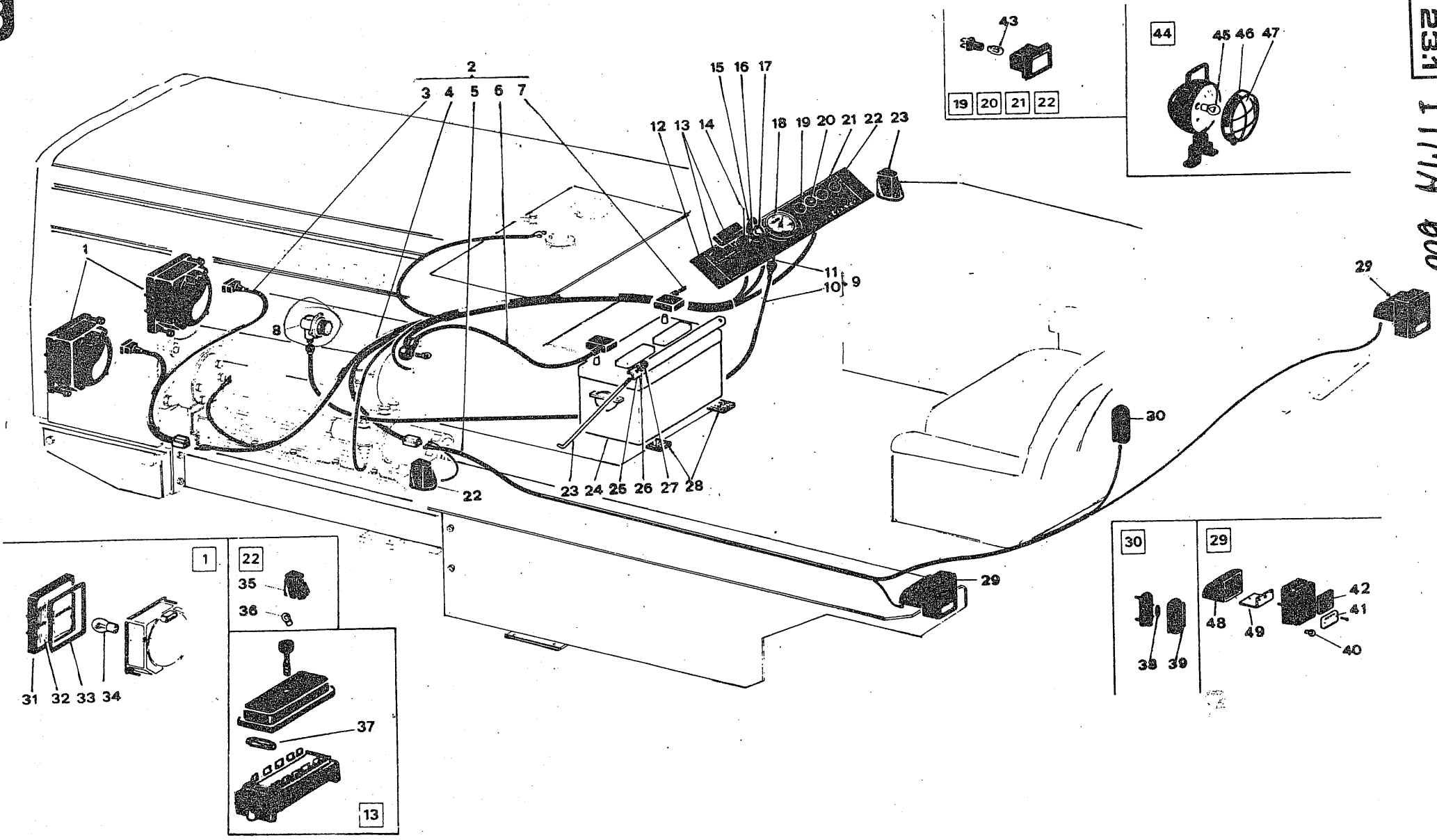
1982

FIG.	RIFERIMENTO	MODIF.	DENOMINAZIONE	DENOMINATION	Qty.
1	20.0065	✓	Faro	Head light	2
2	20.0084	✓	Completo cablaggi	Complete wiring	1
3	103.57.4486	✓	Fari anteriori	Head lights wiring	1
4	103.57.4487	✓	Strumentazione	Control panel wiring	1
5	103.57.4488	✓	Luci posizione	Position lights wiring	1
6	103.57.4489	✓	Positivo	Positive wire	1
7	103.57.4490	✓	Massa	Negative wire	1
8	101.55.0492	✓	Rinvio	Back gear	1
9	103.55.0684	✓	Trasmissione	Revolution counter	1
10	105.55.0796	✓	Guaina	Covering	1
11	103.55.0796	✓	Cavo	Wire	1
12	103.25.4414	✓	Pannello	Panel	1
13	20.0116	✓	Scatola fusibili	Cut-out box	1
14	20.0095	✓	Commutatore luci	Lights switch	1
15	20.0045	✓	Protezione	Cover	1
16	20.0096 X	✓	Interruttore	Switch	1
17	20.0094	✓	Chiave	Key	1
18	103.55.0683	✓	Contagiri	Revolution counter	1
19	20.0112	✓	Spia olio (rossa)	Red warning light	1
20	20.0113	✓	Spia gener.(rossa)	Red warning light	1
21	20.0114	✓	Spia carburante (rossa)	Red warning tank	1
22	20.0115	✓	Spia luci (verde)	Green warning light	1
23	102.06.4086	✓	Tirante	Tie-rod	2
24	20.0100	✓	Batteria	Accumulator	1
25	101.10.3415	✓	Staffa	Strap	1
26	24.0011	✓	Rosetta piana	Washer	2
27	19.0032	✓	Dado	Nut	4
28	100.29.0632	✓	Antivibrante	Gasket	2
29	20.0055	✓	Fanalino posteriore	Rear position light	2
30	20.0106	✓	Luce targa	Number plate light	1
31	20.0165	✓	Cornice	Frame	1
32	20.0265	✓	Vetro	Lensglass	1
33	20.0365	✓	Guarnizione	Gasket	1
34	20.0030	✓	Lampada	Bulb	1
35	20.1099	✓	Vetro	Lensglass	1
36	20.0032	✓	Lampada	Bulb	1
37	20.0104	✓	Fusibile	Fuse	5
38	20.0108	✓	Lampada	Bulb	1
39	20.1106	✓	Vetro	Lensglass	1
40	20.0032	✓	Lampada	Bulb	1
41	20.1055 X	✓	Vetro	Lensglass	1
42	20.0255	✓	Catodiottro	Red reflector	1
43	20.0110	✓	Lampada	Bulb	1
44	20.0063	✓	Faro posteriore	Head lamp	1
45	20.0109	✓	Lampada	Bulb	1
46	20.1063	✓	Cornice	Frame	1
47	20.0263	✓	Vetro	Lensglass	1

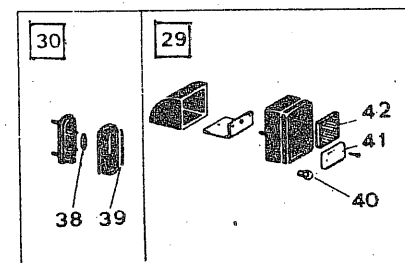
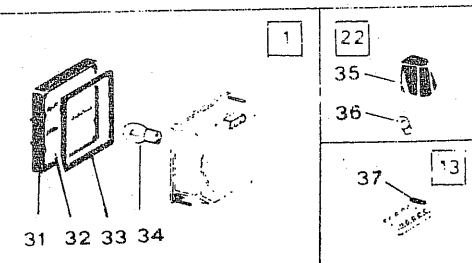
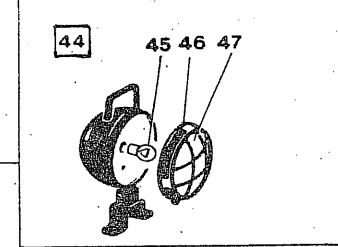
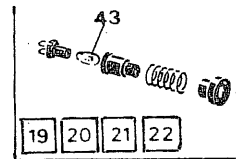
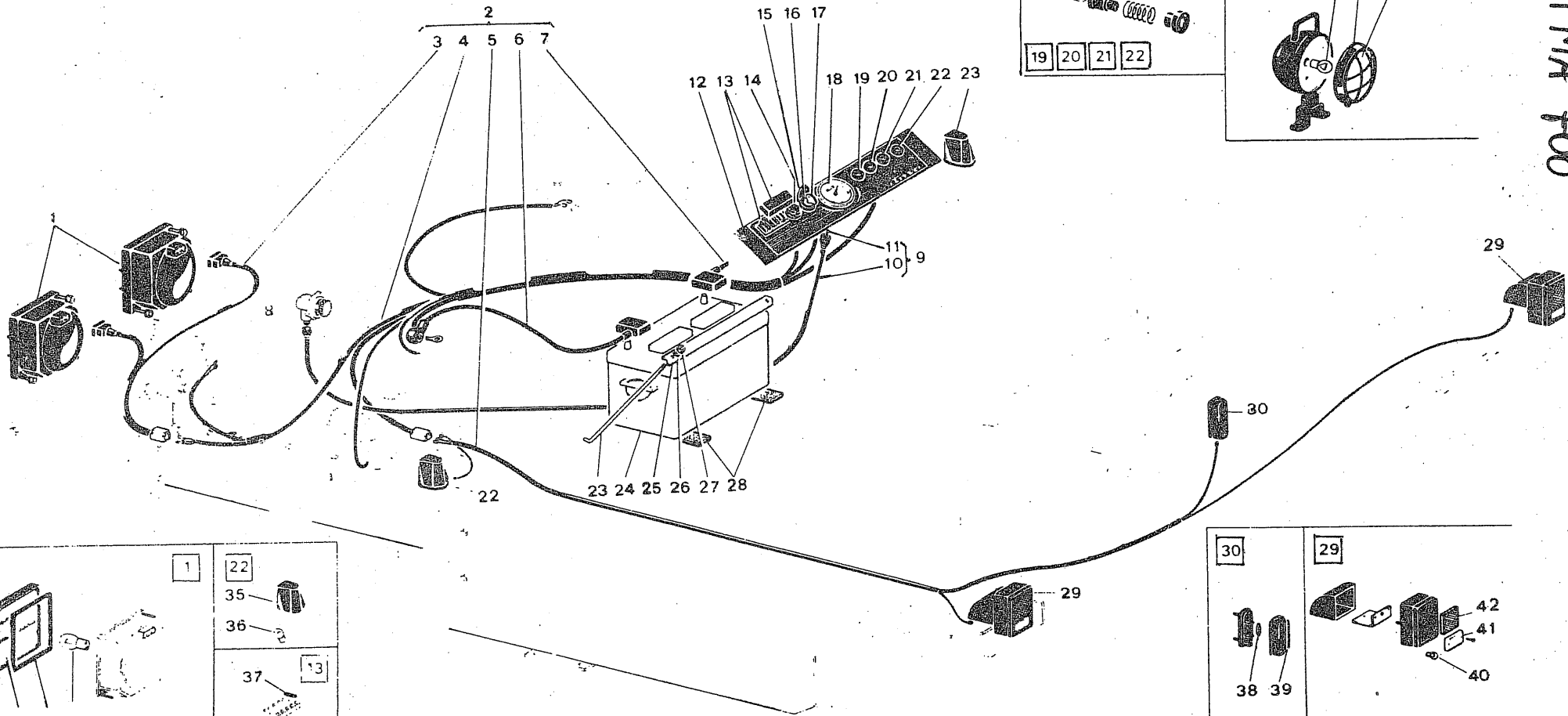
IDM disegno esploso - Fori tel. 723000

da matr. 6000051 alla matr. 6000103

**Itma** trattori









Gruppo 520 -IMPIANTO ELETTRICO -ELECTRIC PLANT

ITMA

700

Sgr. 521 -AVVIAMENTO -STARTING  
522 -GENERATORE -GENERATOR  
523 -ILLUMINAZIONE -LIGHTING

*FATTO*

TAV.23

105.231.01

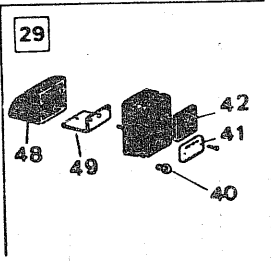
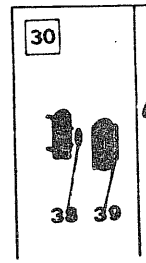
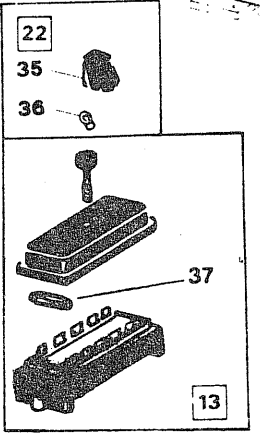
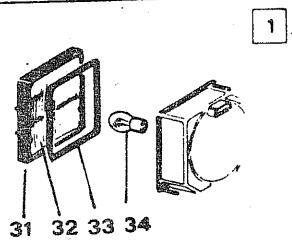
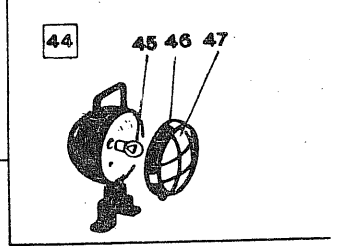

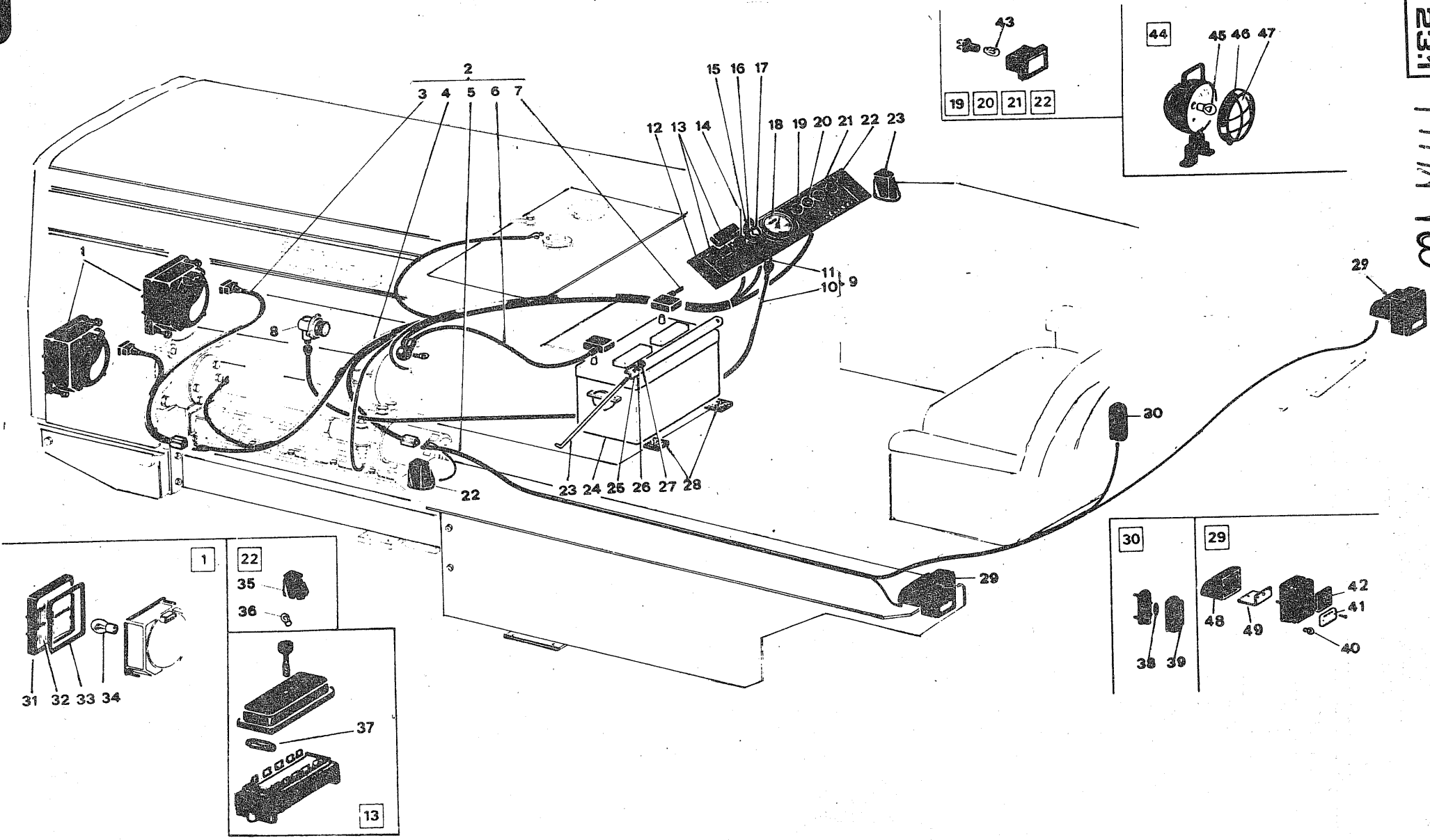
1982

FIG.	RIFERIMENTO	MODIF.	DENOMINAZIONE	DENOMINATION	Qty.	
1	20.0065	✓	Faro	Head light	2	
2	20.0098	✓	Completo cablaggi	Complete wiring	1	
3	103.57.4486	✓	Fari anteriori	Head lights wiring	1	
4	105.57.4491	✓	Strumentazione	Control panel wiring	1	
5	103.57.4488	✓	Luci di posizione	Position lights wiring	1	
6	103.57.4489	✓	Positivo	positive	1	
7	103.57.4490	✓	Massa	Negative wire	1	
8	101.55.0492	✓	Rinvio	Back bar	1	
9	105.55.0090	✓	Trasmissione <i>650562+650563</i>	Revolution counter	1	
10	<del>105.55.0146</del>	✓	Guaina <i>✓ 500146 ✓</i>	Covering <i>✓ 650562 ✓</i>	1	
11	<del>105.55.0147</del>	✓	Cavo <i>✓ 500147 ✓</i>	Wire <i>✓ 650563 ✓</i>	1	
12	103.25.4414	✓	Pannello	Panel	1	
13	20.0086	✓	Scatola fusibili	Cut-out box	1	
14	20.0095	✓	Commutatore luci	Lights switch	1	
15	20.0045	✓	Protezione	Cover	1	
16	20.0096	✓	Interruttore	Switch	1	
17	20.0094	✓	Chiave	Key	1	
18	103.55.0683	✓	Contagiri	Revolution counter	1	
19	20.0088	✓	Spia olio (gialla)	Yellow warning light	1	<i>2050469</i>
20	20.0087	✓	Spia gen.e riserva	Red warning light	2	<i>2050468</i>
21	20.0105	✓	Spia luci (verde)	Green warning light	1	<i>NPF</i>
22	20.0099	✓	Posizione anteriore	Front position light	2	<i>2050413</i>
23	102.06.4086	✓	Tirante	Tie-rod	2	
24	20.0100	✓	Batteria	Accumulator	1	
25	101.10.3415	✓	Staffa	Strap	1	
26	24.0011	✓	Rosetta piana	Washer	2	
27	19.0032	✓	Dado	Nut	4	
28	100.29.0632	✓	Antivibrante	Gasket	2	
29	20.0055	✓	Fanalino posteriore	Rear position light	2	
30	20.0106	✓	Luce targa	Number plate light	1	
31	20.1065	✓	Cornice <i>NFS</i>	Frame	1	
32	20.2065	✓	Vetro <i>//</i>	Lensglass	1	
33	20.3065	✓	Guarnizione <i>//</i>	Gasket	1	
34	20.0030	✓	Lampada	Bulb	1	
35	20.0199	✓	Vetro	Lensglass	1	
36	20.0032	✓	Lampada	Bulb	1	
37	20.0104	✓	Fusibile	Fuse	5	
38	20.0108	✓	Lampada	Bulb	1	
39	20.1106	✓	Vetro	Lensglass	1	
40	20.0032	✓	Lampada	Bulb	1	
41	20.1055	✓	Vetro	Lensglass	1	
42	20.2055	✓	Catodiottro	Red reflector	1	
43	20.0110	✓	Lampada	Bulb	1	
44	20.0063	✓	Faro posteriore	Head lamp	1	
45	20.0109	✓	Lampada	Bulb	1	
46	20.1063	✓	Cornice	Frame	1	
47	20.2063	✓	Vetro	Lensglass	1	

IDW disegno esplosivo - Fori tel. 723000

fino alla matr. 7000090

**itma** trattori



Gruppo 520 -IMPIANTO ELETTRICO -ELECTRIC PLANT

ITMA

700

Sgr. 521 -AVVIAMENTO -STARTING  
 522 -GENERATORE -GENERATOR  
 523 -ILLUMINAZIONE -LIGHTING

FATTO

TAV.23.1

105.231.02

1982

FIG.	RIFERIMENTO	MODIF.	DENOMINAZIONE	DENOMINATION	Qty.	
1	20.0065	✓	Faro	Head light	2	
2	20.0098	✓	Completo cablaggi	Complete wiring	1	
3	103.57.4486	✓	Fari anteriori	Head lights wiring	1	
4	105.57.4491	✓	Strumentazione	Control panel wiring	1	
5	103.57.4488	✓	Luci posizione	Position lights wiring	1	
6	103.57.4489	✓	Positivo	Positive wire	1	
7	103.57.4490	✓	Massa	Negative wire	1	
8	101.55.0492	✓	Rinvio	Back gear	1	
9	105.55.0090	✓	Trasmissione 650562+650563	Revolution counter	1	660540
10	105.55.0146	✓	Guaina 650562	Covering	1	
11	105.55.0147	✓	Cavo 650563	Wire	1	
12	103.25.4414	✓	Pannello	Panel	1	
13	20.0116	✓	Scatola fusibili	Cut-out box	1	
14	20.0095	✓	Commutatore luci	Lights switch	1	
15	20.0045	✓	Protezione	Cover	1	
16	20.0096	✓	Interruttore	Switch	1	
17	20.0094	✓	Chiave	Key	1	
18	103.55.0683	✓	Contagiri	Revolution counter	1	
19	20.0112	✓	Spia olio (rossa)	Red warning light	1	
20	20.0113	✓	Spia gen.(rossa)	Red warning light	1	
21	20.0114	✓	Spia carburante (rossa)	Red warning tank	1	
22	20.0115	✓	Spia luci (verde)	Green warning light	1	
23	102.06.4086	✓	Tirante	Tie-rod	2	
24	20.0100	✓	Batteria	Accumulator	1	
25	101.10.3415	✓	Staffa	Strap	1	
26	24.0011	✓	Rosetta piana	Washer	2	
27	19.0032	✓	Dado	Nut	4	
28	100.29.0632	✓	Antivibrante	Gasket	2	
29	20.0055	✓	Fanalino posteriore	Rear position light	2	
30	20.0106	✓	Luce targa	Number plate light	1	
31	20.0165	✓	Cornice	Frame	1	
32	20.0265	✓	Vetro	Lensglass	1	
33	20.0365	✓	Guarnizione	Gasket	1	
34	20.0030	✓	Lampada	Bulb	1	
35	20.0199	✓	Vetro	Lensglass	1	
36	20.0032	✓	Lampada	Bulb	1	
37	20.0104	✓	Fusibile	Fuse	5	
38	20.0108	✓	Lampada	Bulb	1	
39	20.1106	✓	Vetro	Lensglass	1	
40	20.0032	✓	Lampada	Bulb	1	
41	20.0155	✓	Vetro	Lensglass	1	
42	20.0255	✓	Catodiottro	Red reflector	1	
43	20.0110	✓	Lampada	Bulb	1	
44	20.0063	✓	Faro posteriore	Head lamp	1	
45	20.0109	✓	Lampada	Bulb	1	
46	20.1063	✓	Cornice	Frame	1	
47	20.0263	✓	Vetro	Lensglass	1	

IDM disegno esplosivo - Fori tel. 723000

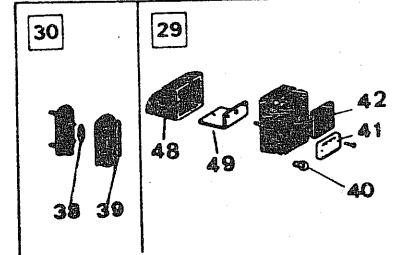
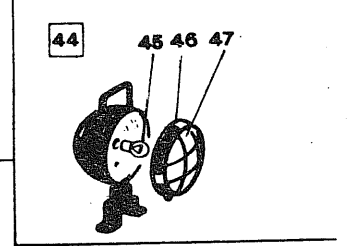

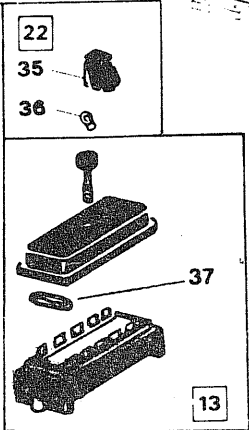
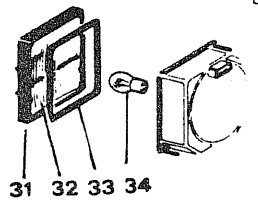
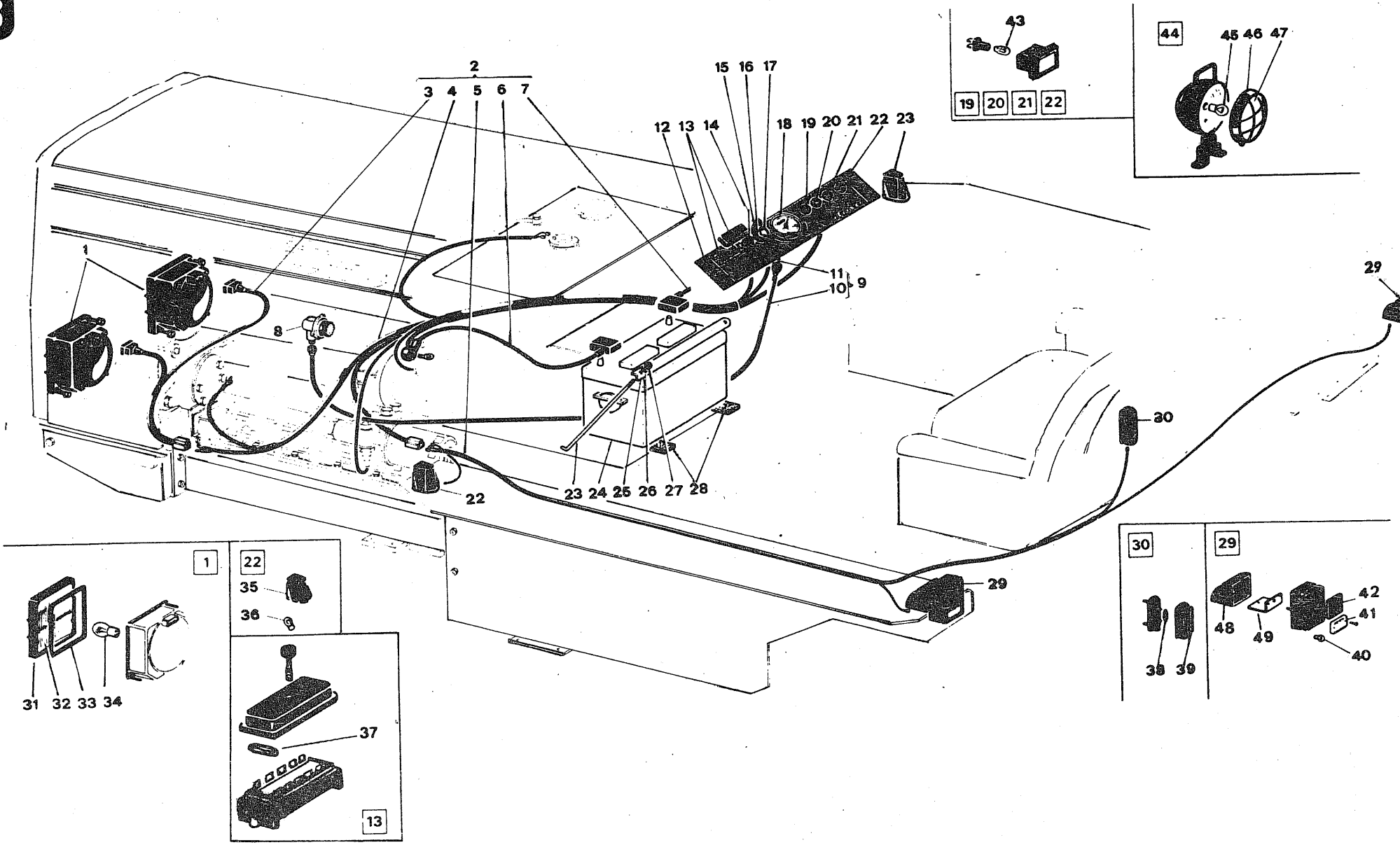
da matr. 7000091 alla matr. 7000186

ITMA trattori

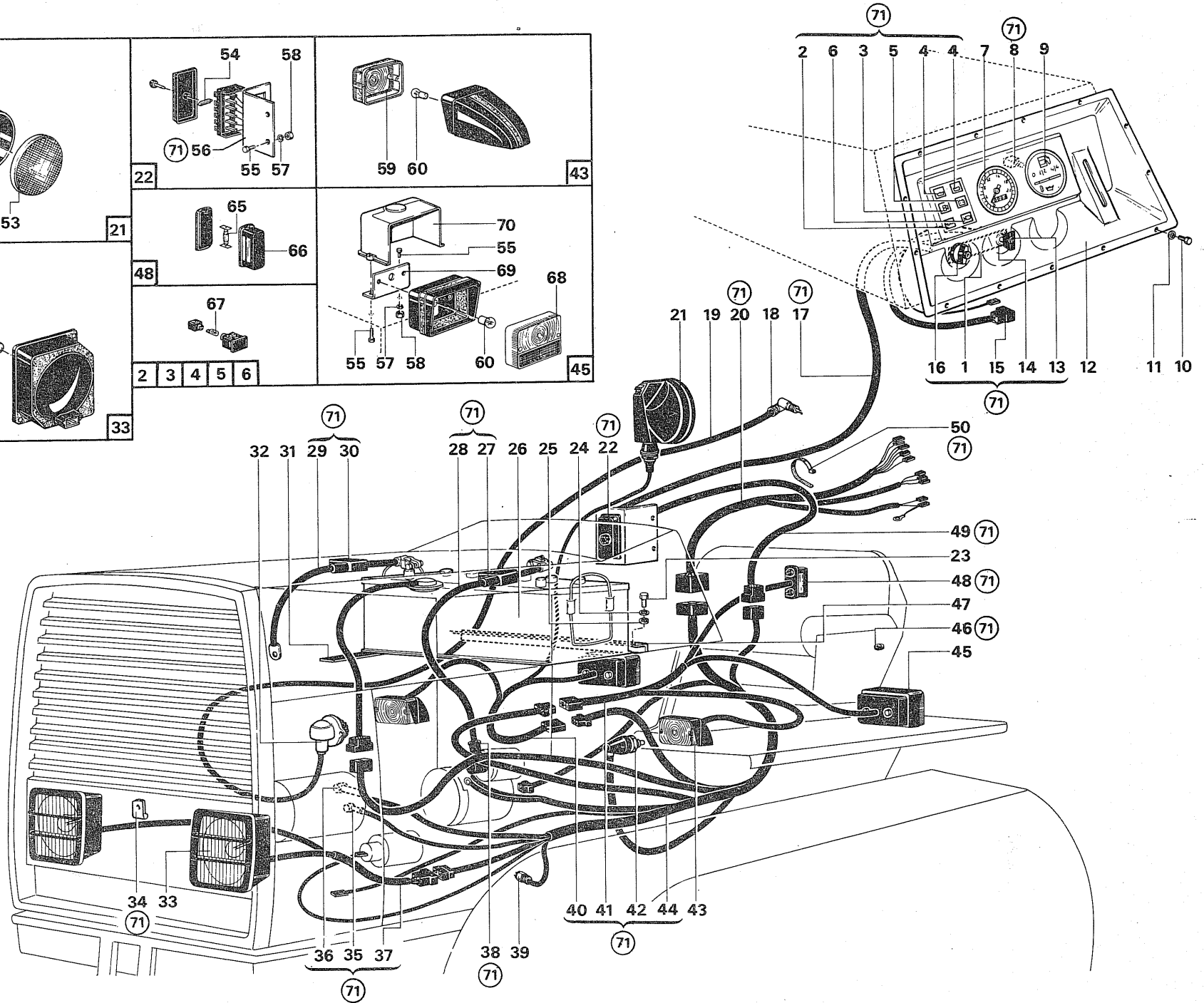
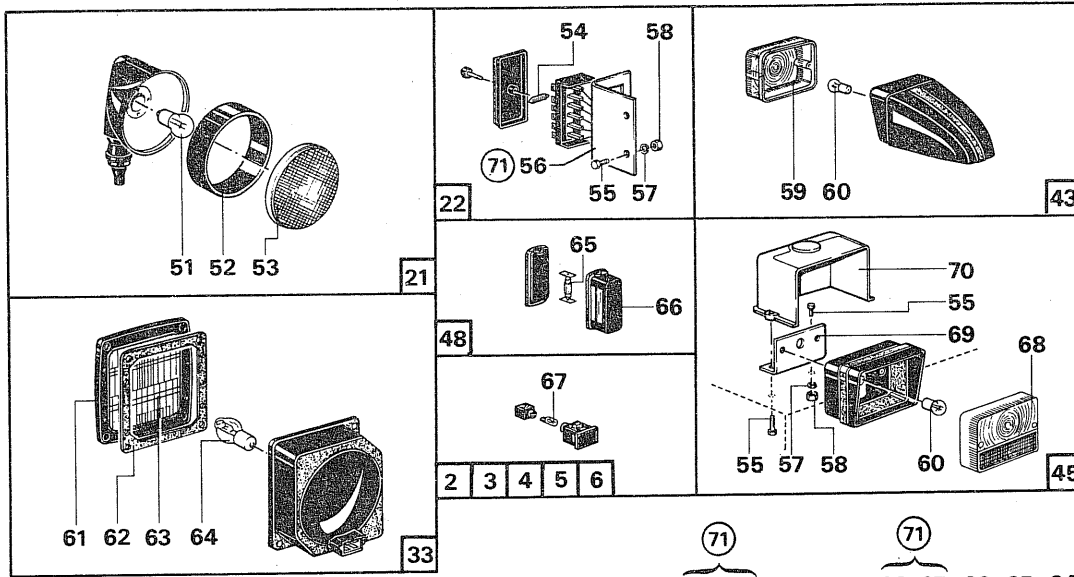
TAV 23.1

ITMA 700

ITMA







**Gruppo** 520 -IMPIANTO ELETTRICO -ELECTRIC PLANT

**ITMA**

**600-700**

**Sgr.** 521 -AVVIAMENTO -STARTING  
522 -GENERATORE -GENERATOR  
523 -ILLUMINAZIONE -LIGHTING

**TAV.23.2**

*FATTO*

103.231.03

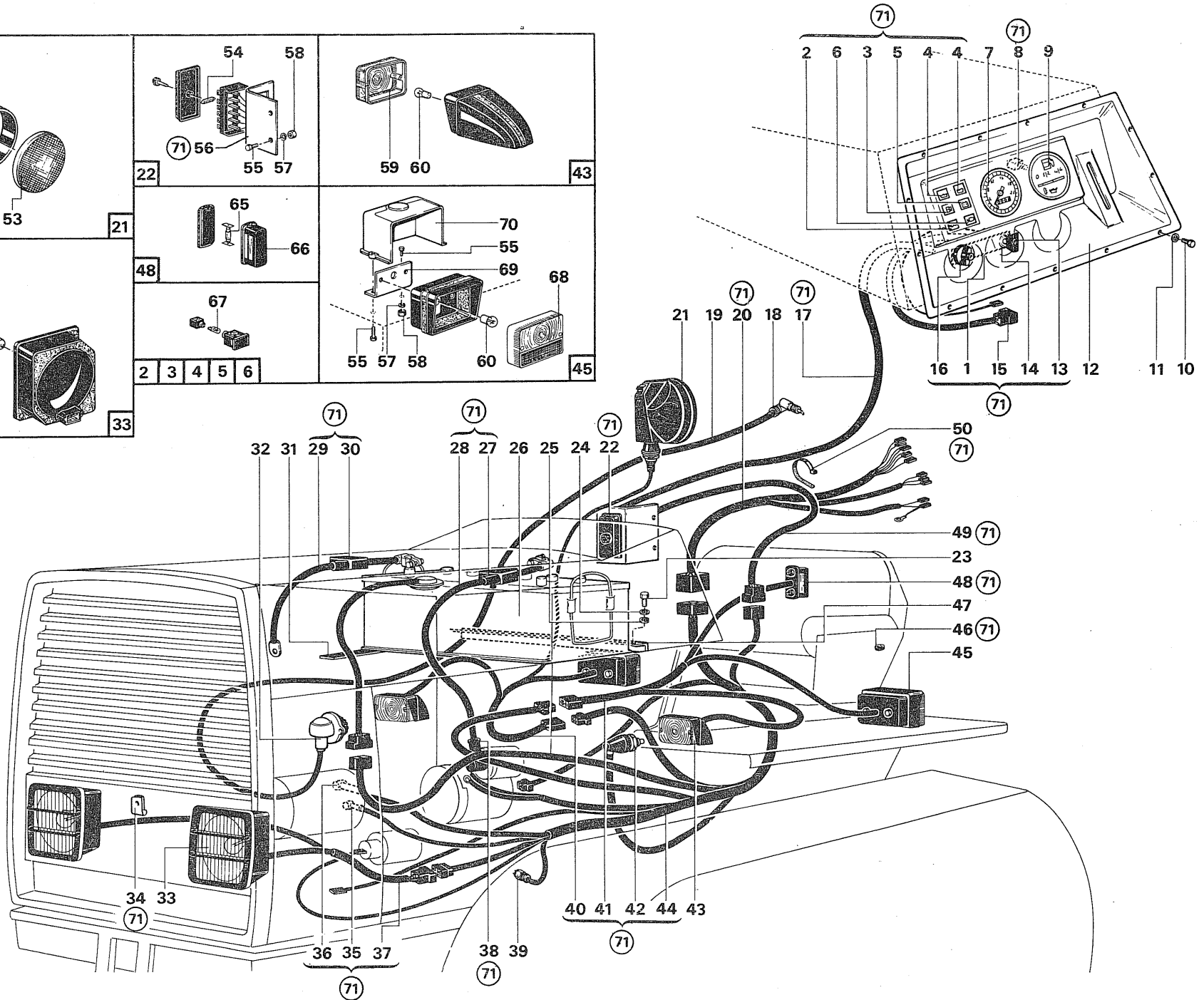
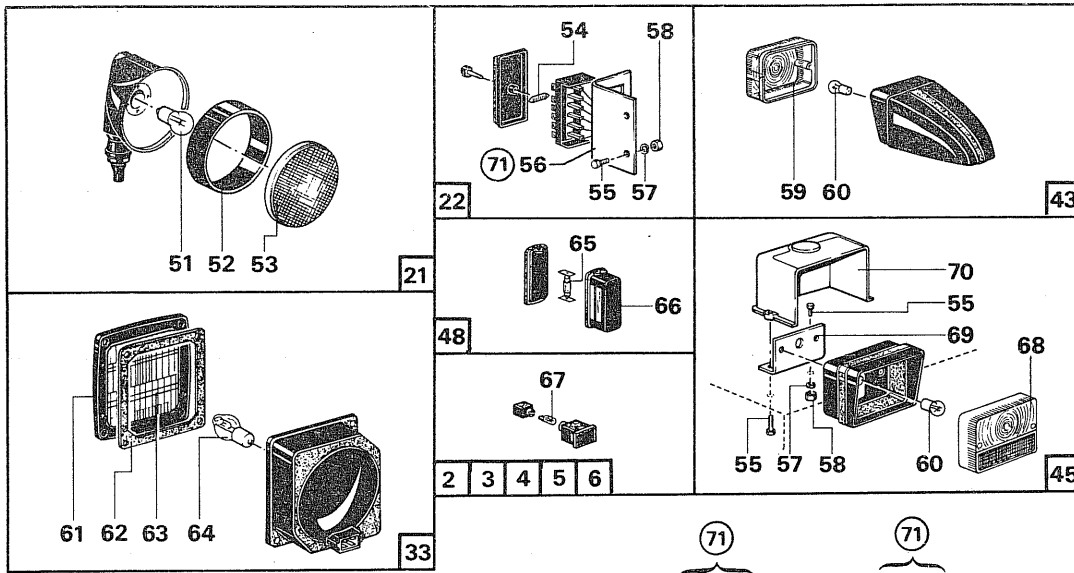
1982

FIG.	RIFERIMENTO	MODIF.	DENOMINAZIONE	DENOMINATION	Qty.	
1	103.09.4998	✓	Staffa	Strap	1	
2	20.0128	✓	Spia luci (blu)	Blu warning light	1	
3	20.0114	✓	Spia carburante (rossa)	Red warning tank	1	
4	20.0112	✓	Spia olio (rossa)	Red warning oil	2	
5	20.0113	✓	Spia generatore (rossa)	Red warning generator	1	
6	20.0115	✓	Spia luci (verde)	Green warning light	1	
7	103.55.5137	✓	Contagiri	Revolution counter	1	
8	20.0129	✓	Luce strumenti	Instrument light	1	
9	103.55.5138	✓	Strumento	Instrument	1	
10	19.0058	✓	Vite	Screw	13	
11	24.0043	✓	Rosetta elastica	Spring washer	13	
12	103.29.5141	✓	Pannello	Panel	1	
13	20.0127	✓	Chiave	Key	2	
14	20.0096	✓	Interruttore	Switch	1	2050038
15	103.57.5222	✓	Cavo	Wire	1	
16	20.0095	✓	Interruttore luci	Lights switch	1	
17	103.57.5221	✓	Cavo	Wire	1	
18	103.55.5041	✓	Rinvio	Back gear	1	661165
19	103.55.5042	✓	Trasmissione	Revolution counter	1	661165
20	103.57.5224	✓	Cavo	Wire	1	
21	20.0121	✓	Faro posteriore	Head lamp	1	
22	20.0116	✓	Scatola fusibili	Cut-out box	1	
23	19.0083	✓	Vite	Screw	2	
24	24.0002	✓	Rosetta elastica	Spring washer	2	
25	24.0005	✓	Rosetta piana	Washer	2	
26	20.0117	✓	Batteria	Accumulator	1	
27	200.57.8609	✓	Coprimorsetto SN.	Left cover	1	
28	103.57.5219	✓	Positivo	Positive wire	1	
29	103.57.5218	✓	Massa	Negative wire	1	
30	200.57.8840	✓	Coprimorsetto DS.	Right cover	1	
31	100.29.0632	✓	Antivibrante	Gasket	2	
32	101.55.0492	✓	Rinvio	Back gear	1	6605110
33	20.0065	✓	Faro	Head light	2	
34	49.0862	✓	Fascetta	Clamp	1	
35	103.57.5227	✓	Coprimorsetto	Cover	1	
36	200.57.8611	✓	Coprimorsetto	Cover	1	
37	103.57.4486	✓	Cavo	Wire	1	
38	200.57.8610	✓	Coprimorsetto	Cover	1	
39	103.55.5139	✓	Strumento	Instrument	1	
40	103.57.5226	✓	Cavo	Wire	1	
41	103.57.5225	✓	Cavo	Wire	1	
42	20.0118	✓	Interruttore	Switch	1	
43	20.0124	✓	Luci posizione ant.	Position light	2	
44	103.57.5220	✓	Cavo	Wire	1	
45	20.0125	✓	Luci posizione post.	Position light	2	
46	50.0229	✓	Gommino passacavo	Gasket	1	
47	103.10.4943	✓	Staffa	Strap	1	

IDW disegno esplosivo - Fori tel. 723000

dalla matr. 6000104/7000187

**itma** trattori





Gruppo 520 -IMPIANTO ELETTRICO -ELECTRIC PLANT

ITMA

600-700

Sgr. 521 -AVVIAMENTO -STARTING  
 522 -GENERATORE -GENERATOR  
 523 ILLUMINAZIONE -LIGHTING

**FATTO**

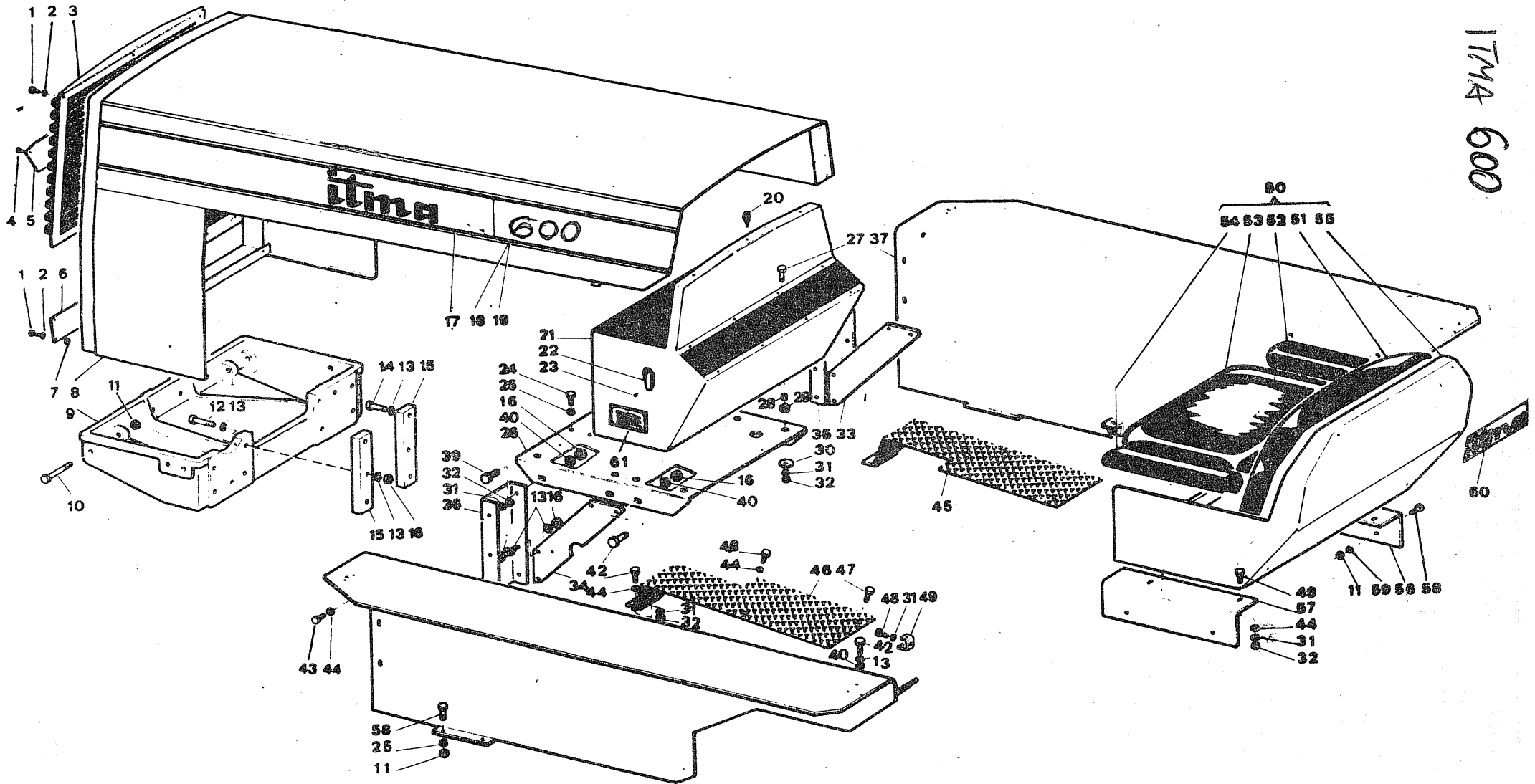
TAV.23.2

103.232.03

1982

FIG.	RIFERIMENTO	MODIF.	DENOMINAZIONE	DENOMINATION	Qty.
48	20.0106	✓	Luce targa	Number plate light	1
49	103.57.5223	✓	Cavo	Wire	1
50	20.0064	✓	Fascetta	Clamp	10
51	20.0130	✓	Lampada	Bulb	1
52	20.1121	✓	Cornice	Frame	1
53	20.2121	✓	Vetro	Lensglass	1
54	20.0104	✓	Fusibile	Fuse	6
55	19.0031	✓	Vite	Screw	10
56	102.10.4771	✓	Supporto scatola	Box support	1
57	24.0004	✓	Rosetta elastica	Spring washer	6
58	19.0032	✓	Dado	Nut	6
59	20.1124	✓	Vetro	Lensglass	2
60	20.0032	✓	Lampada	Bulb	4
61	20.1065	✓	Cornice NFS	Frame	2
62	20.3065	✓	Guarnizione NFS	Gasket	2
63	20.2065	✓	Vetro NFS	Lensglass	2
64	20.0030	✓	Lampada	Bulb	1
65	20.0108	✓	Lampada	Bulb	1
66	20.1106	✓	Vetro	Lensglass	1
67	20.0110	✓	Lampada	Bulb	7
68	20.1125	✓	Vetro	Lensglass	2
69	102.10.5016	✓	Supporto	Support	2
70	102.03.5014	✓	Coprifanale DS.	Right protection	1
70	102.03.5039	✓	Coprifanale SN.	Left protection	1
71	103.57.5038	✓	Completo cablaggi	Complete wiring	1

DW disegno esploso - Fori tel. 723000



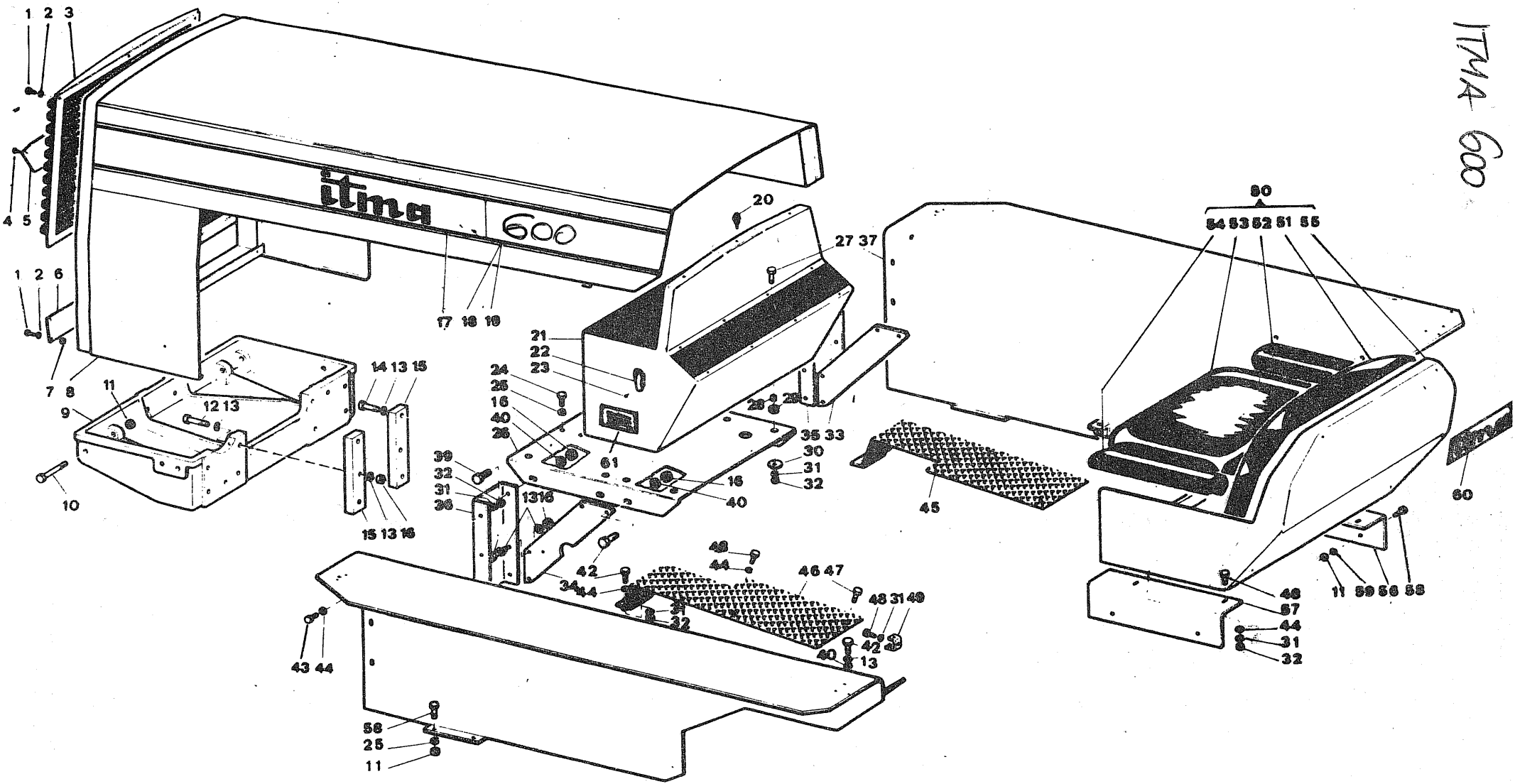
<b>Gruppo</b> 530 -CARROZZERIA -BODY	<b>ITMA</b>	<b>600</b>
<b>Sgr.</b> 531 -COFANO -ENGINE HOOD		
532 -PARAFANGHI SEDILE -MUD-GUARD SEAT		<b>TAV. 24</b>
	103.241.01	1982

*FATTO*

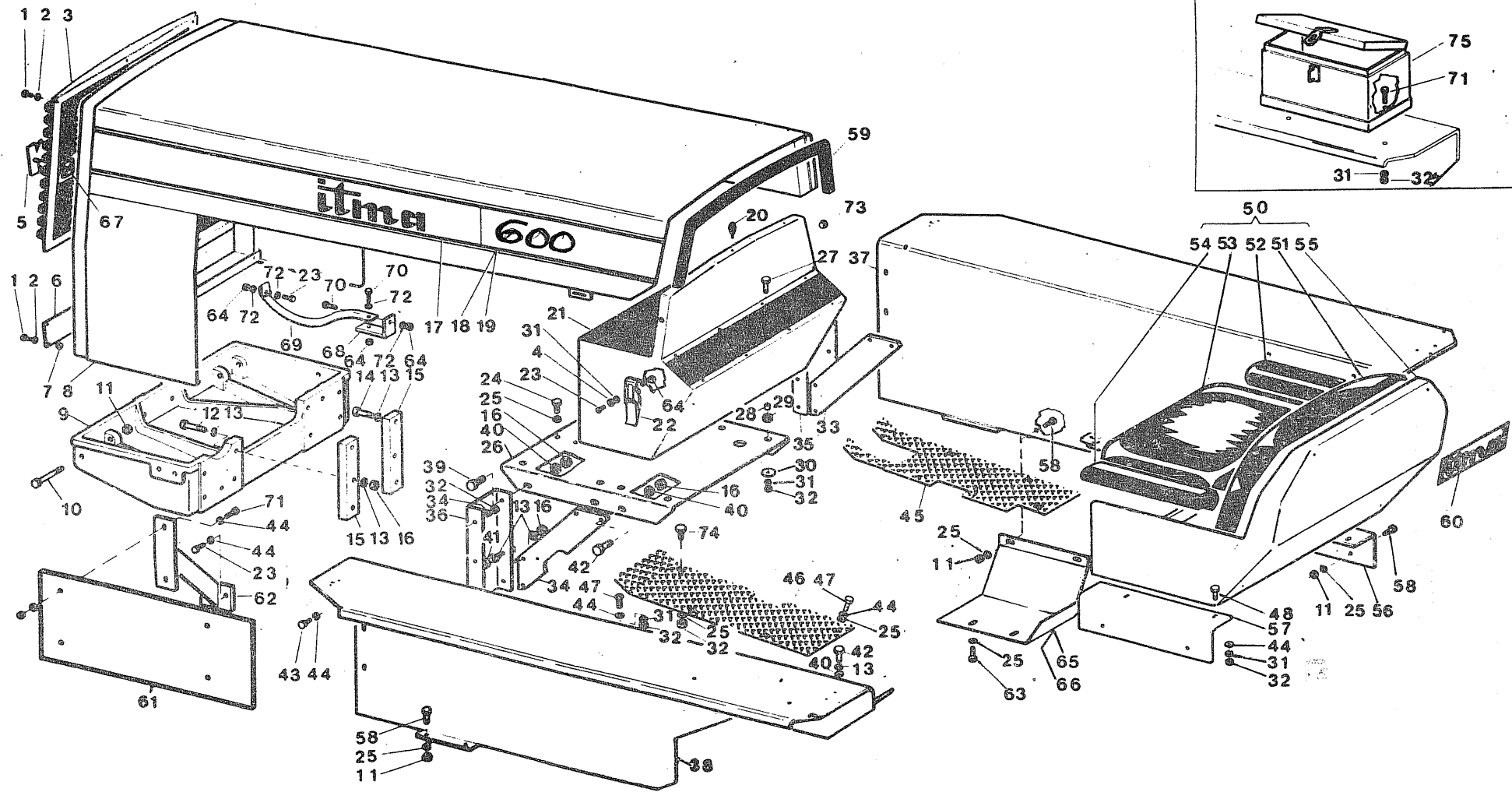
FIG.	RIFERIMENTO	MODIF.	DENOMINAZIONE	DENOMINATION	Qty.	
1	19.0010	✓	Vite	Screw	12	
2	24.0011	✓	Rosetta piana	Washer	12	
3	103.10.4224	✓	Mascherina	Cowl	1	
4	19.0061	✓	Vite	Screw	2	
5	102.25.3766	✓	Marchio	Trade mark	1	
6	103.10.4279	✓	Mascherina	Cowl	1	
7	19.0032	✓	Dado	Nut	12	
8	103.11.4278	✓	Cofano	Hood	1	
9	103.01.4446	1 ✓	Supporto	Support	1	
10	200.19.8704	✓	Vite	Screw	2	
11	19.0028	✓	Dado	Nut	6	
12	19.0090	✓	Vite	Screw	4	
13	24.0003	✓	Rosetta elastica	Spring washer	18	
14	19.0052	✓	Vite	Screw	2	
15	103.08.4293	✓	Distanziale	Spacer	2	
16	19.0049	✓	Dado	Nut	12	
17	103.25.4464	✓	Targa ITMA 600	ITMA 600 plate	2	661094
18	103.25.4303	✓	Targa N	N plate	2	
19	103.25.4302	✓	Targa L	L plate	2	
20	200.29.8580	✓	Puntalino	Rubber bit	3	
21	103.11.4174	✓	Supporto	Support	1	
22	49.0488	✓	Aggancio	Claw	2	
23	19.0272	✓	Vite	Screw	4	
24	19.0066	✓	Vite	Screw	4	
25	24.0001	✓	Rosetta elastica	Spring washer	4	
26	103.10.4173	✓	Supporto	Support	1	
27	19.0075	✓	Vite	Screw	4	
28	103.12.4361	✓	Distanziale	Spacer	4	
29	50.0116	✓	Antivibrante	Cushioning rubber	4	
30	103.09.4362	✓	Rondella	Washer	4	
31	24.0002	✓	Rosetta elastica	Spring washer	20	
32	19.0003	✓	Dado	Nut	18	
33	103.08.4172	✓	Staffa DS.	Right strap	1	
34	103.08.4277	✓	Staffa SN.	Left strap	1	
35	103.10.4359	✓	Supporto DS.	Right support	1	
36	103.10.4360	✓	Supporto SN.	Left support	1	
37	103.11.4366	✓	Parafango DS.	Right mud-guard	1	
38	103.11.4367	✓	Parafango SN.	Left mud-guard	1	
39	19.0051	✓	Vite	Screw	2	
40	24.0021	✓	Rosetta piana	Washer	12	
41	19.0072	✓	Vite	Screw	8	
42	19.0013	✓	Vite	Screw	10	
43	19.0019	✓	Vite	Screw	6	
44	24.0005	✓	Rosetta piana	Washer	16	
45	103.10.3340	✓	Pedana DS.	Right footboard	1	
46	103.10.3341	✓	Pedana SN.	Left footboard	1	
47	19.0007	✓	Vite	Screw	4	

IDM disegno esplosivo - Fori tel. 723000

ITMA 600







Gruppo 530 -CARROZZERIA -BODY

ITMA

600

Sgr. 531 -COFANO -ENGINE HOOD

532 -PARANGHI SEDILE -MUD-GUARD SEAT

TAV. 24.1

103.241.02

1982

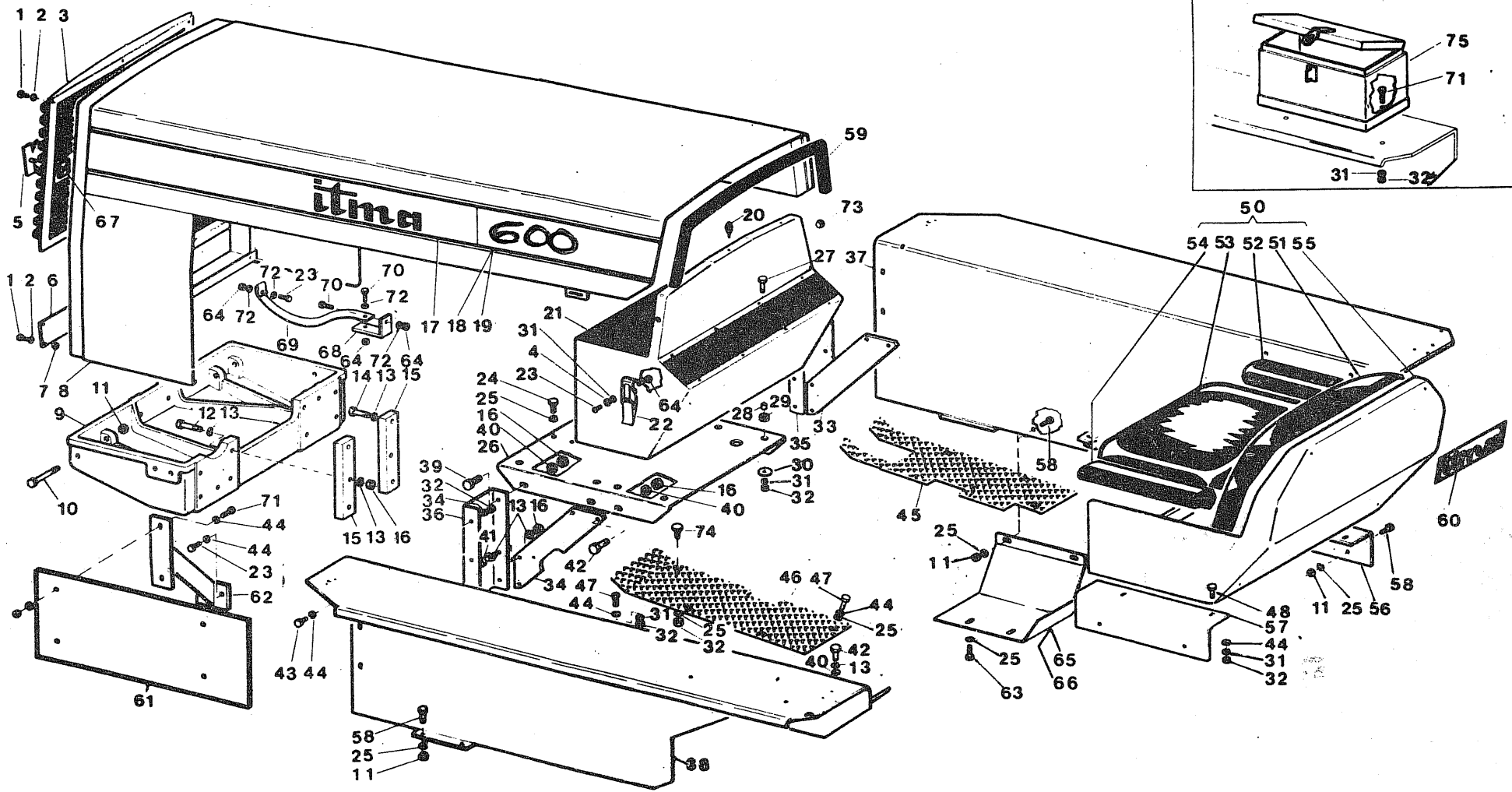
FATTO

FIG.	RIFERIMENTO	MODIF.	DENOMINAZIONE	DENOMINATION	Qty.
1	19.0010	✓	Vite	Screw	12
2	24.0011	✓	Rosetta piana	Washer	12
3	103.10.4224	✓	Mascherina	Cowl	1
4	19.1042	✓	Rosetta piana	Washer	4
5	102.29.4797	1 ✓	Marchio	Trade mark	1
6	103.10.4279	✓	Mascherina	Cowl	1
7	19.0032	✓	Dado	Nut	12
8	103.11.4278	✓	Cofano	Hood	1
9	103.01.4446	✓	Supporto	Support	1
10	200.19.8704	✓	Vite	Screw	2
11	19.0028	✓	Dado	Nut	8
12	19.0090	✓	Vite	Screw	4
13	24.0003	✓	Rosetta elastica	Spring washer	18
14	19.0052	✓	Vite	Screw	2
15	103.08.4293	✓	Distanziale	Spacer	2
16	19.0049	✓	Dado	Nut	12
17	103.25.4464	✓	Targa ITMA 600	ITMA 600 plate	2
18	103.25.4303	✓	Targa N	N plate	2
19	103.25.4302	✓	Targa L	L plate	2
20	200.29.8580	✓	Puntalino	Rubber bit	3
21	103.11.4174	✓	Supporto	Support	1
22	50.0182	1 ✓	Aggancio	Claw	2
23	19.1457	1 ✓	Vite	Screw	5
24	19.0066	✓	Vite	Screw	4
25	24.0001	✓	Rosetta elastica	Spring washer	12
26	103.10.4173	✓	Supporto	Support	1
27	19.0075	✓	Vite	Screw	4
28	103.12.4361	✓	Distanziale	Spacer	4
29	50.0116	✓	Antivibrante	Cushioning rubber	4
30	103.09.4362	✓	Rondella	Washer	4
31	24.0002	✓	Rosetta elastica	Spring washer	14
32	19.0003	✓	Dado	Nut	22
33	103.08.4172	✓	Staffa DS.	Right strap	1
34	103.08.4277	✓	Staffa SN.	Left strap	1
35	103.10.4642	1 ✓	Supporto DS.	Right support	1
36	103.10.4643	1 ✓	Supporto SN.	Left support	1
37	103.11.4640	1 ✓	Parafango DS.	Right mud-guard	1
38	103.11.4641	1 ✓	Parafango SN.	Left mud-guard	1
39	19.0051	✓	Vite	Screw	2
40	24.0021	✓	Rosetta piana	Washer	12
41	19.0072	✓	Vite	Screw	8
42	19.0013	✓	Vite	Screw	16
43	19.0007	✓	Vite	Screw	6
44	24.0005	✓	Rosetta piana	Washer	22
45	103.10.4635	1 ✓	Pedana DS.	Right footboard	1
46	103.10.4636	1 ✓	Pedana SN.	Left footboard	1
47	19.0007	✓	Vite	Screw	4

IDM disegno esploso - Fori tel. 723000

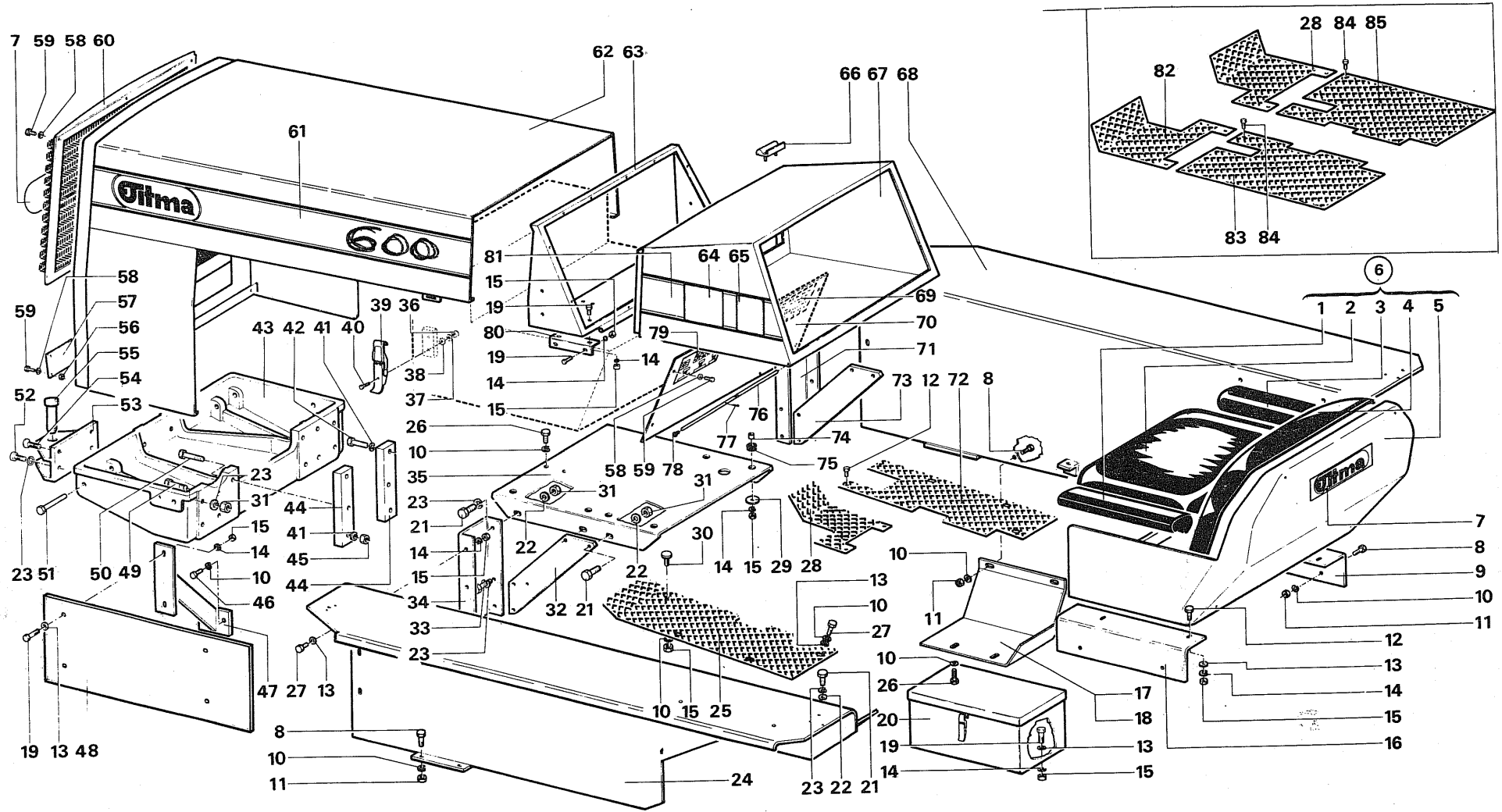
dalla matr. 6000055 alla matr. 6000103

itma trattori









Gruppo 530 -CARROZZERIA -BODY

Sgr. 531 -COFANO -ENGINE HOOD

532 -PARAFANGHI SEDILE -MUD-GUARD SEAT

ITMA

600

TAV. 24.2

103.241.03

1982

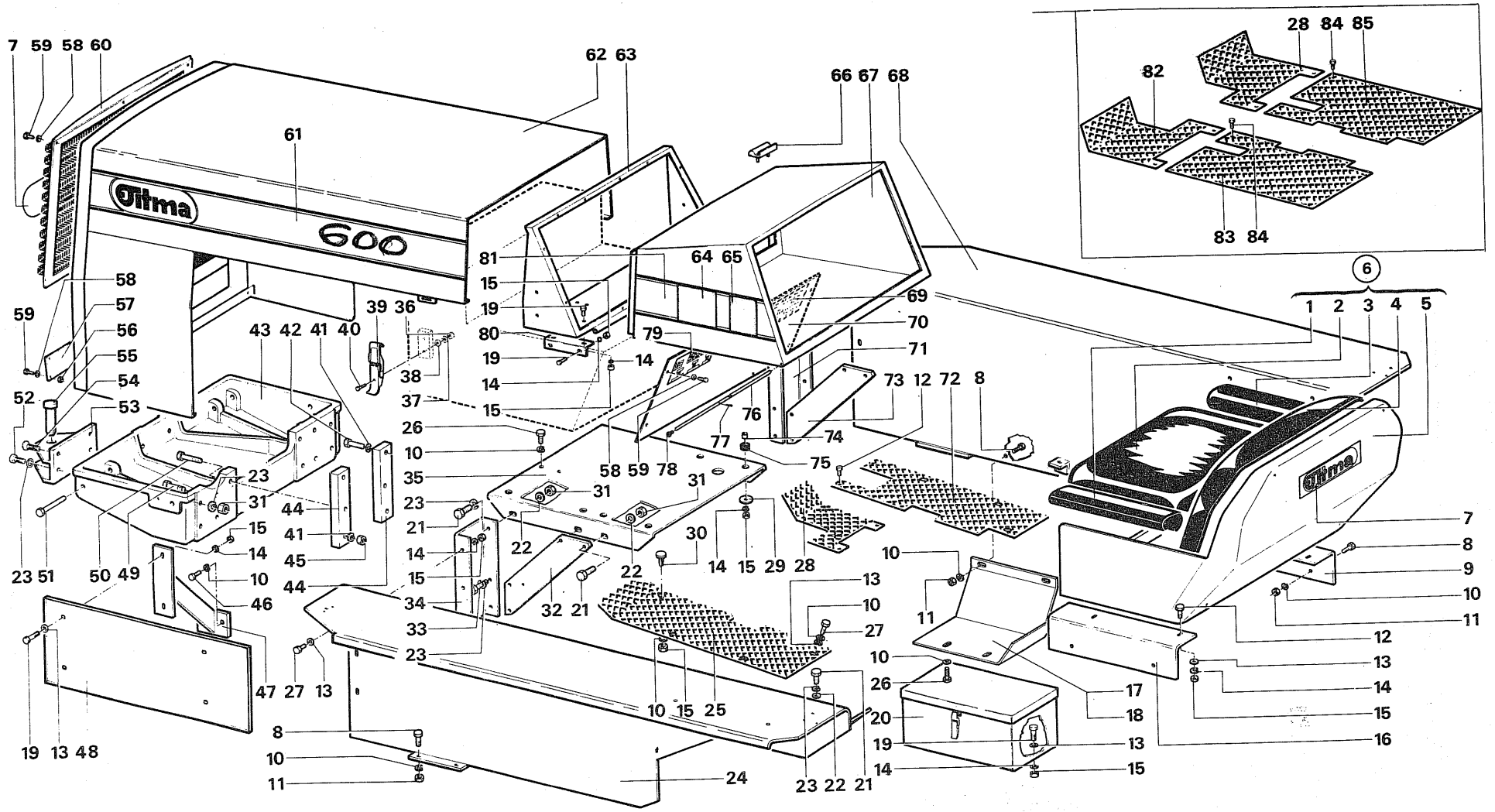
*PARARO*

IDM disegno esplosivo - Fori tel. 723000

FIG.	RIFERIMENTO	MODIF.	DENOMINAZIONE	DENOMINATION	Qty.
1	103.26.4480	✓	Bracciolo SN.	Left arm	1
2	103.26.4477	✓	Cuscino	Cushion	1
3	103.26.4479	✓	Bracciolo DS.	Right arm	1
4	103.26.4478	✓	Schienale	Back	1
5	103.26.4481	✓	Sedile	Seat frame	1
6	50.0092	✓	Sedile completo	Complete seat	1
7	102.25.5087	✓	Targa ITMA	ITMA plate	2
8	19.0001	✓	Vite	Screw	12
9	103.10.4644	✓	Squadretto DS.	Right strap	1
10	24.0001	✓	Rosetta elastica	Spring washer	35
11	19.0028	✓	Dado	Nut	12
12	19.0040	✓	Vite	Screw	6
13	24.0005	✓	Rosetta piana	Washer	26
14	24.0002	✓	Rosetta elastica	Spring washer	32
15	19.0003	✓	Dado	Nut	33
16	103.10.4645	✓	Squadretto SN.	Left strap	1
17	103.10.4754	✓	Riparo DS.	Right guard	1
18	103.10.4755	✓	Riparo SN.	Left guard	1
19	19.0019	✓	Vite	Screw	18
20	102.29.4863	✓	Cassetta	Tool-box	1
21	19.0013	✓	Vite	Screw	12
22	24.0021	✓	Rosetta piana	Washer	12
23	24.0003	✓	Rosetta elastica	Spring washer	30
24	103.11.4640	✓	Parafango SN.	Left mud-guard	1
25	103.10.4939	✓	Pedana SN.	Left footboard	1
26	19.0066	✓	Vite	Screw	8
27	19.0007	✓	Vite	Screw	12
28	103.11.4949	✓	Pedana anteriore DS.	Right a.footboard	1
29	103.09.4362	✓	Rondella	Washer	4
30	50.0178	✓	Puntale	Rubber bit	1
31	19.0049	✓	Dado	Nut	14
32	103.11.4948	✓	Staffa SN.	Left strap	1
33	19.0072	✓	Vite	Screw	8
34	103.10.4643	✓	Supporto SN.	Left support	1
35	103.11.4889	✓	Supporto	Support	1
36	19.0059	✓	Dado	Nut	4
37	24.0043	✓	Rosetta elastica	Spring washer	4
38	24.0042	✓	Rosetta piana	Washer	4
39	50.0182	✓	Aggancio	Claw	2
40	19.1457	✓	Vite	Screw	4
41	24.0014	✓	Rosetta elastica	Spring washer	6
42	19.0047	✓	Vite	Screw	2
43	103.01.4446	✓	Supporto	Support	1
44	103.08.4293	✓	Distanziale	Spacer	2
45	19.0037	✓	Dado	Nut	2
46	19.0027	✓	Vite	Screw	2
47	103.11.4660	✓	Staffa	Strap	4

dalla matr. 6000104

**itma** trattori



Gruppo 530 -CARROZZERIA -BODY

ITMA

600

Sgr. 531 -COFANO -ENGINE HOOD

532 -PARAFANGHI SEDILE -MUD-GUARD SEAT

TAV.24.2

103.242.03

1982

FIG.	RIFERIMENTO	MODIF.	DENOMINAZIONE	DENOMINATION	Qty.
48	103.10.4627	✓	Riparo motore	Engine guard	2
49	19.0093	✓	Vite	Screw	8
50	19.0125	✓	Vite	Screw	4
51	200.19.8704	✓	Vite	Screw	2
52	19.0051	✓	Vite	Screw	2
53	103.11.4989	✓	Gancio	Claw	1
54	19.0278	✓	Vite	Screw	2
55	101.11.4537	✓	Perno	Pin	1
56	19.0032	✓	Dado	Nut	11
57	103.10.4279	✓	Mascherina	Cowl	1
58	24.0011	✓	Rosetta piana	Washer	15
59	19.0010	✓	Vite	Screw	15
60	103.10.4224	✓	Mascherina	Cowl	1
61	105.25.5121	✓	Targa ITMA DS.	Right ITMA plate	1
61	105.25.5122	✓	Targa ITMA SN.	Left ITMA plate	1
62	103.11.4951	✓	Cofano	Hood	1
63	103.11.4947	✓	Supporto	Support	1
64	103.25.5125	✓	Targa 600	600 plate	2
65	102.25.5129	✓	Targa N	N plate	2
65	102.25.5130	✓	Targa L	L plate	2
65	103.25.5131	✓	Targa M	M plate	2
66	102.29.4743	✓	Puntale	Rupper-bit	2
67	103.11.4934	✓	Cruscotto	Panel	1
68	103.11.4641	✓	Parafango DS.	Right mud guard	1
69	103.25.5145	✓	Targa	Plate	1
70	103.10.4945	✓	Coperchio	Cover	1
71	103.10.4642	✓	Supporto DS.	Right support	1
72	103.11.4938	✓	Pedana posteriore DS.	Right P.footboard	1
73	103.08.4172	✓	Staffa DS.	Right strap	1
74	103.12.4361	✓	Distanziale	Spacer	4
75	50.0116	✓	Antivibrante	Cushioning rubber	4
76	103.06.4991	✓	Perno	Pin	1
77	24.0027	✓	Copiglia	Split pin	1
78	49.0534	✓	Tappo	Cap	2
79	103.25.3666	✓	Targa	Plate	1
80	103.10.4942	✓	Supporto	Support	2
81	103.25.5132	✓	Targa	Plate	2
82	103.11.5006	✓	Pedana anteriore SN.	Left A.footboard	1
83	103.11.5005	✓	Pedana posteriore SN.	Left P.footboard	1
84	19.0040	✓	Vite	Screw	4
85	103.11.5004	✓	Pedana posteriore DS.	Right P.footboard	1

DW disegno esplosivo - Fori tel. 723000

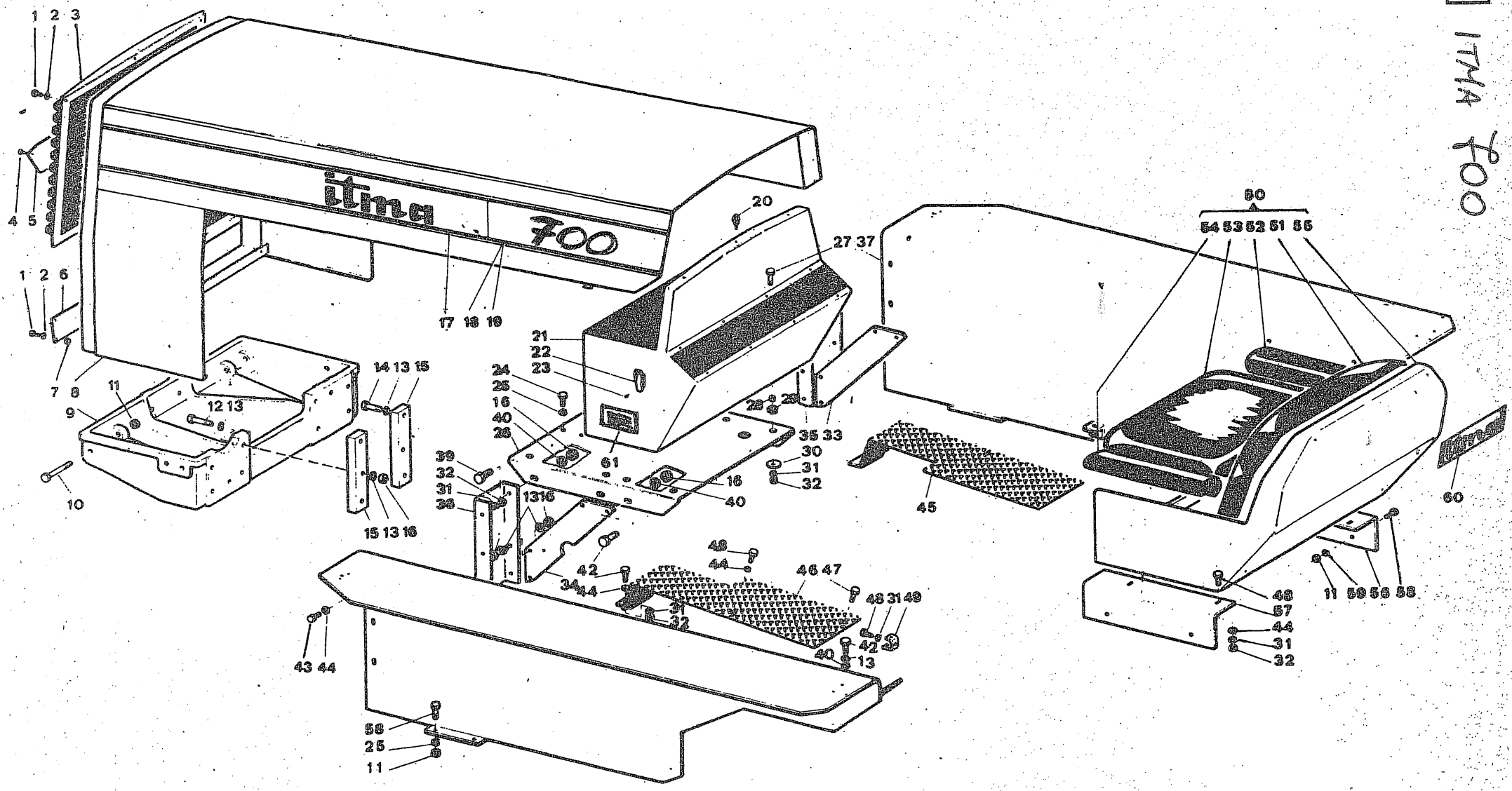
dalla matr. 6000104

ITMA trattori

itma

TAV 24

ITMA Foo



Gruppo 530 -CARROZZERIA -BODY

ITMA

700

Sgr. 531 -COFANO -ENGINE HOOD

532 -PARAFANGHI SEDILE -MUD-GUARD SEAT

TAV.24

105.241.01

1982

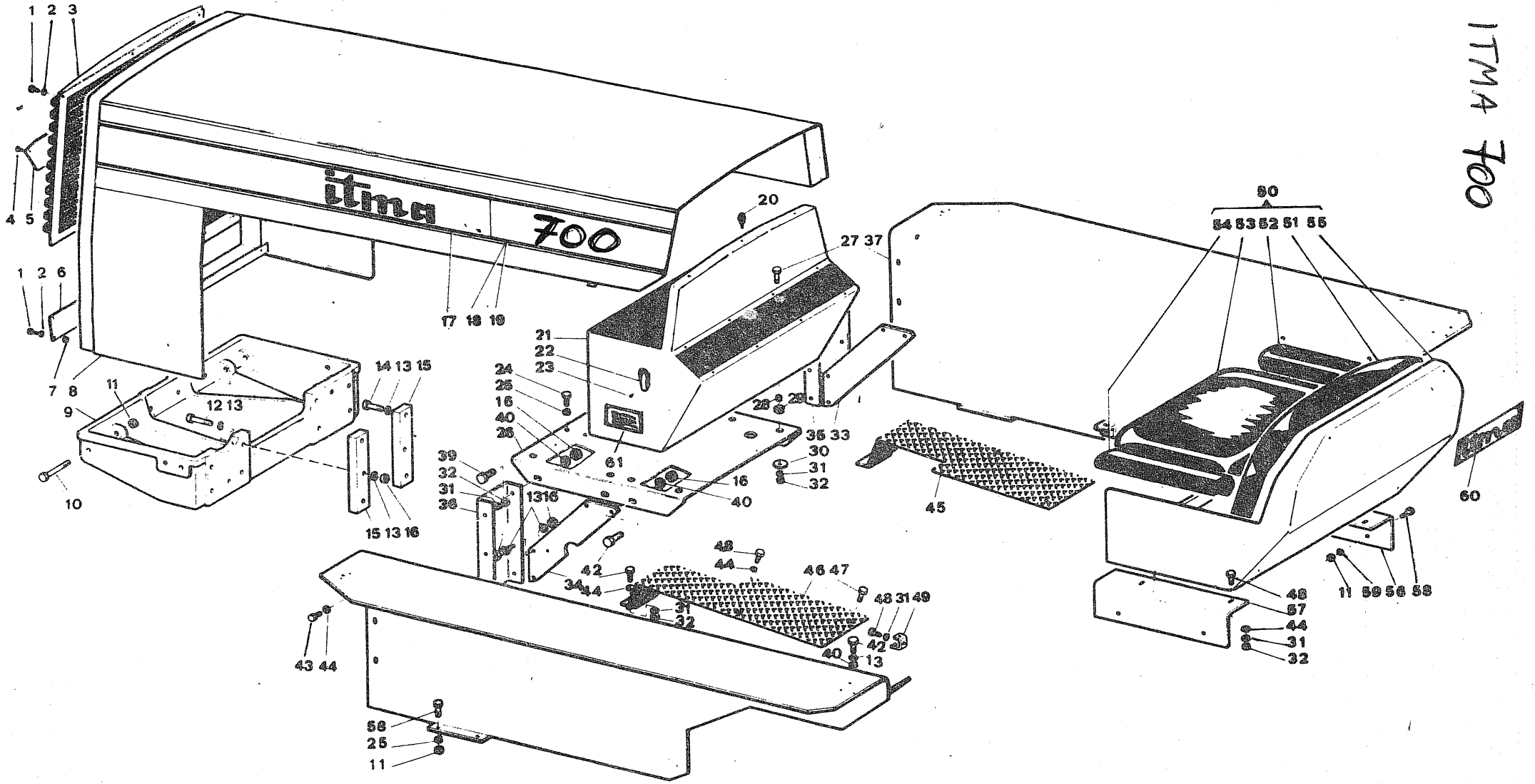
FATTO

FIG.	RIFERIMENTO	MODIF.	DENOMINAZIONE	DENOMINATION	Qty.
1	19.0010	✓	Vite	Screw	12
2	24.0011	✓	Rosetta piana	Washer	12
3	103.10.4224	✓	Mascherina	Cowl	1
4	19.0061	✓	Vite	Screw	2
5	102.25.3766	✓	Marchio	Trade mark	1
6	103.10.4279	✓	Mascherina	Cowl	1
7	19.0032	✓	Dado	Nut	12
8	105.11.4186	✓	Cofano	Hood	1
9	103.01.4446	✓	Supporto	Support	1
10	200.19.8704	✓	Vite	Screw	2
11	19.0028	✓	Dado	Nut	6
12	19.0090	✓	Vite	Screw	4
13	24.0003	✓	Rosetta elastica	Spring washer	18
14	19.0052	✓	Vite	Screw	2
15	103.08.4293	✓	Distanziale	Spacer	2
16	19.0049	✓	Dado	Nut	12
17	105.25.4298	✓	Targa ITMA 700	ITMA 700 plate	2
18	103.25.4303	✓	Targa N	N plate	2
19	103.25.4302	✓	Targa L	L plate	2
20	200.29.8580	✓	Puntalino	Rubber bit	3
21	103.11.4174	✓	Supporto	Support	1
22	49.0488	✓	Aggancio	Claw	2
23	19.0272	✓	Vite	Screw	4
24	19.0066	✓	Vite	Screw	4
25	24.0001	✓	Rosetta elastica	Spring washer	4
26	103.10.4173	✓	Supporto	Support	1
27	19.0075	✓	Vite	Screw	4
28	103.12.4361	✓	Distanziale	Spacer	4
29	50.0116	✓	Antivibrante	Cushioning rubber	4
30	103.09.4362	✓	Rondella	Washer	4
31	24.0002	✓	Rosetta elastica	Spring washer	20
32	19.0003	✓	Dado	Nut	18
33	103.08.4172	✓	Staffa DS.	Right strap	1
34	103.08.4277	✓	Staffa SN.	Left strap	1
35	103.10.4359	✓	Supporto DS.	Right support	1
36	103.10.4360	✓	Supporto SN.	Left support	1
37	103.11.4366	✓	Parafango DS.	Right mud-guard	1
38	103.11.4367	✓	Parafango SN.	Left mud-guard	1
39	19.0051	✓	Vite	Screw	2
40	24.0021	✓	Rosetta piana	Washer	12
41	19.0072	✓	Vite	Screw	8
42	19.0013	✓	Vite	Screw	10
43	19.0019	✓	Vite	Screw	6
44	24.0005	✓	Rosetta piana	Washer	16
45	103.10.3340	✓	Pedana DS.	Right footboard	1
46	103.10.3341	✓	Pedana SN.	Left footboard	1
47	19.0007	✓	Vite	Screw	4

IDM disegno esplosivo - Fori tel. 723000

fino alla matr. 7000090

itma trattori





Gruppo 530 -CARROZZERIA -BODY

Sgr. 531 -COFANO -ENGINE HOOD

532 -PARAFANGHI SEDILE -MUD-GUARD SEAT

FATTO

ITMA

700

TAV. 24

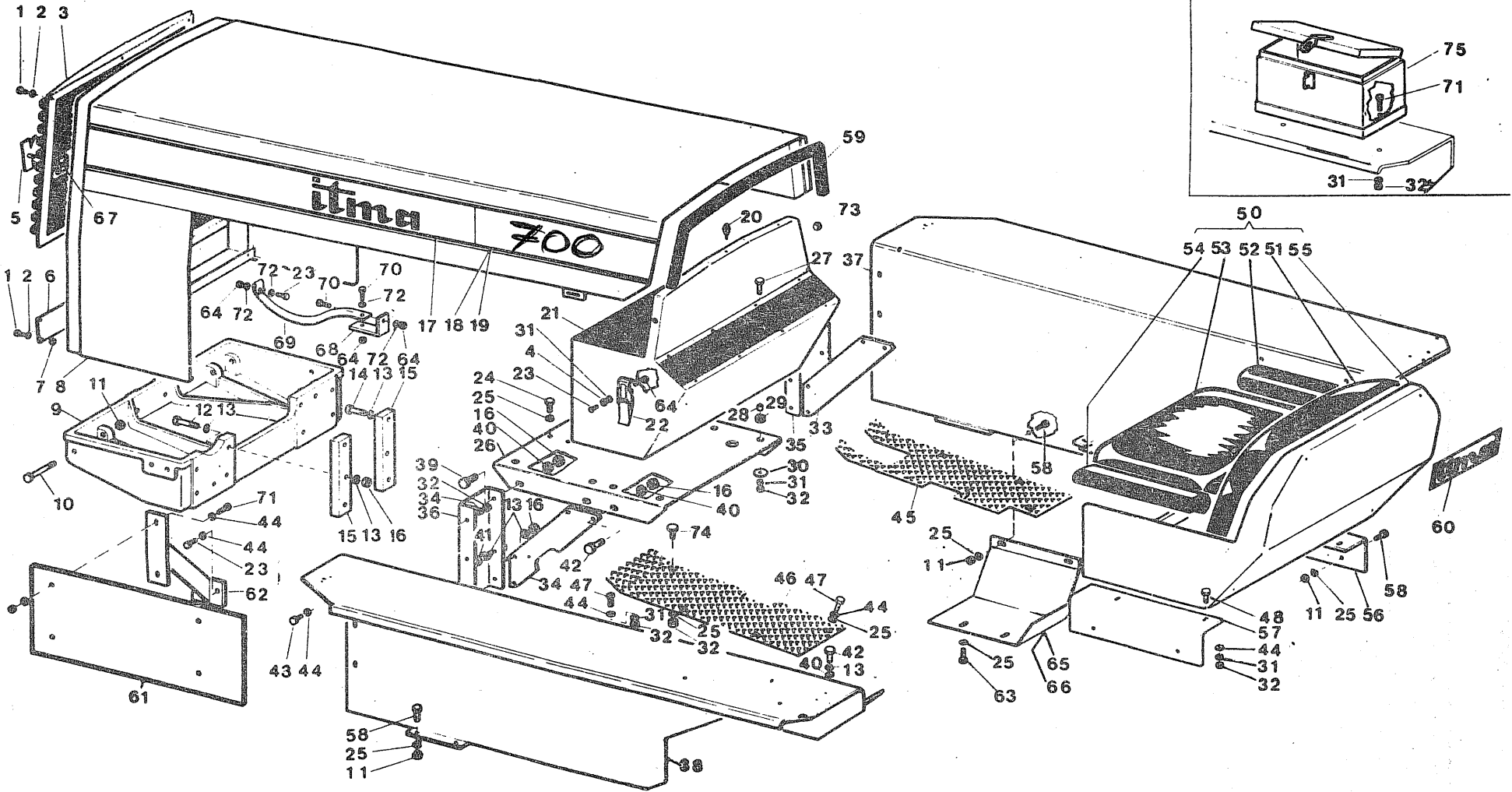
105.242.01

1982

FIG.	RIFERIMENTO	MODIF.	DENOMINAZIONE	DENOMINATION	Qty.
48	19.0040	✓	Vite	Screw	10
49	103.08.3342	✓	Supporto	Support	2
50	103.55.0092	✓	Sedile completo	Complete seat	1
51	103.55.4478	✓	Schienale	Back	1
52	103.55.4479	✓	Bracciolo DS.	Right arm	1
53	103.55.4479	✓	Cuscino	Cushion	1
54	103.55.4480	✓	Bracciolo SN.	Left arm	1
55	103.55.4481	✓	Sedile	Seat frame	1
56	103.10.4270	✓	Squadretto DS.	Right strap	1
57	103.10.4271	✓	Squadretto SN.	Left strap	1
58	19.0001	✓	Vite	Screw	4
59	24.0001	✓	Rosetta elastica	Spring washer	4
60	102.25.4159	✓	Targa ITMA	ITMA plate	1
61	102.25.3706	✓	Targa n°matricola	Identification plate	1

IDM disegno esploso - Fori tel. 723000

ITMA 700



Gruppo 530 -CARROZZERIA -BODY

Sgr. 531 -COFANO -ENGINE HOOD

532 -PARAFANGHI SEDILE -MUD-GUARD SEAT

**FATTO****ITMA****700****TAV. 24.1**

105.241.02

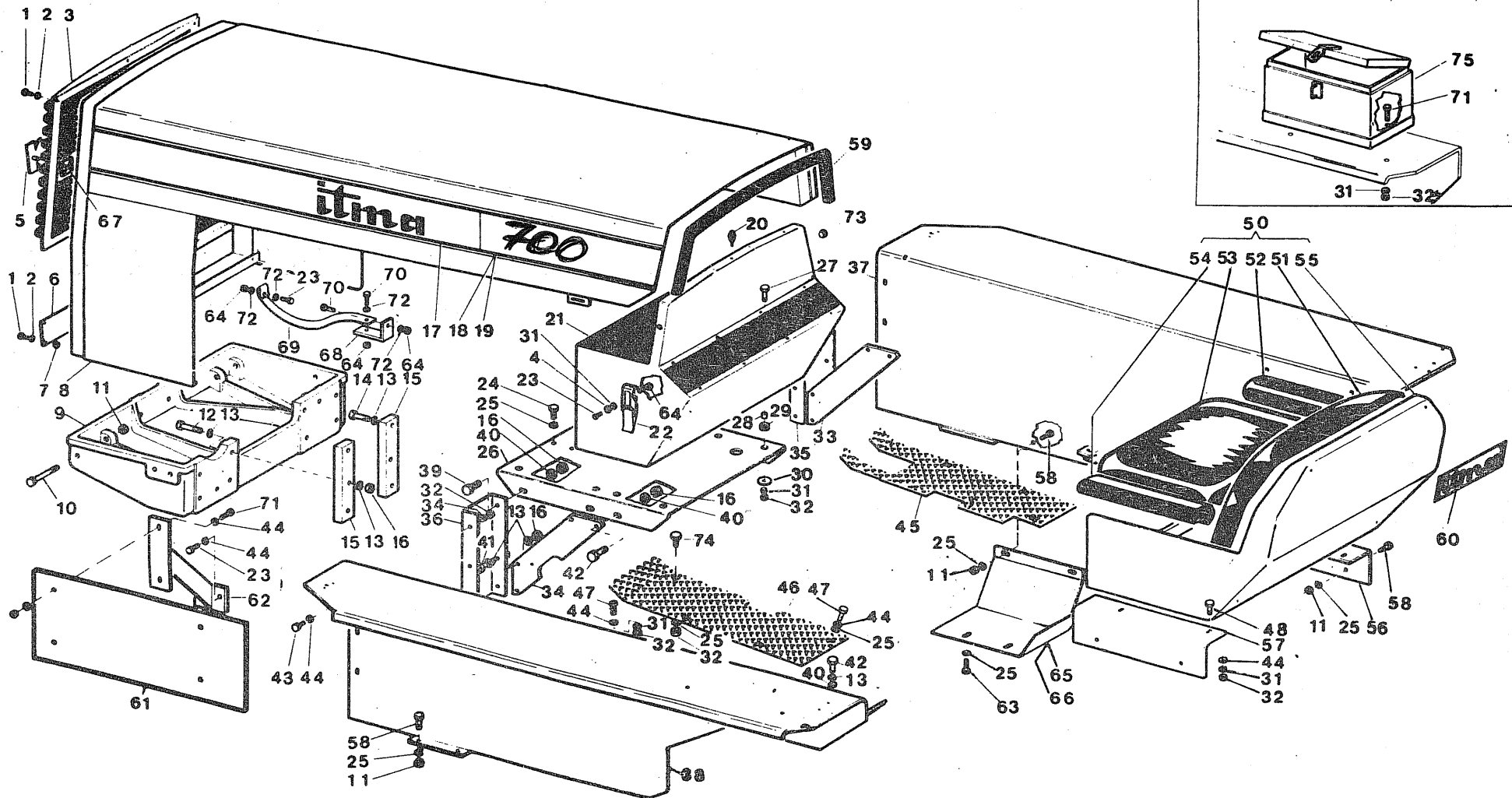
1982

FIG.	RIFERIMENTO	MODIF.	DENOMINAZIONE	DENOMINATION	Qnt.
1	19.0010	✓	Vite	Screw	12
2	24.0011	✓	Rosetta piana	Washer	12
3	103.10.4224	✓	Mascherina	Cowl	1
4	19.1042	✓	Rosetta piana	Washer	4
5	102.29.4797	1 ✓	Marchio	Trade mark	1
6	103.10.4279	✓	Mascherina	Cowl	1
7	19.0032	✓	Dado	Nut	12
8	105.11.4186	✓	Cofano	Hood	1
9	103.01.4446	✓	Supporto	Support	1
10	200.19.8704	✓	Vite	Screw	2
11	19.0028	✓	Dado	Nut	8
12	19.0090	✓	Vite	Screw	4
13	24.0003	✓	Rosetta elastica	Spring washer	18
14	19.0052	✓	Vite	Screw	2
15	103.08.4293	✓	Distanziale	Spacer	2
16	19.0049	✓	Dado	Nut	12
17	105.25.4298	✓	Targa ITMA 700	ITMA 700 plate	2
18	103.25.4303	✓	Targa N	N plate	2
19	103.25.4302	✓	Targa L	L plate	2
20	200.29.8580	✓	Puntalino	Rubber bit	3
21	103.11.4174	✓	Supporto	Support	1
22	50.0182	1 ✓	Aggancio	Claw	2
23	19.1457	1 ✓	Vite	Screw	5
24	19.0066	✓	Vite	Screw	4
25	24.0001	✓	Rosetta elastica	Spring washer	12
26	103.10.4173	✓	Supporto	Support	1
27	19.0075	✓	Vite	Screw	4
28	103.12.4361	✓	Distanziale	Spacer	4
29	50.0116	✓	Antivibrante	Cushioning rubber	4
30	103.09.4362	✓	Rondella	Washer	4
31	24.0002	✓	Rosetta elastica	Spring washer	14
32	19.0003	✓	Dado	Nut	22
33	103.08.4172	✓	Staffa DS.	Right strap	1
34	103.08.4277	✓	Staffa SN.	Left strap	1
35	103.10.4642	1 ✓	Supporto DS.	Right support	1
36	103.10.4643	1 ✓	Supporto SN.	Left support	1
37	103.11.4641	1 ✓	Parafango DS.	Right mud-guard	1
38	103.11.4640	1 ✓	Parafango SN.	Left mud-guard	1
39	19.0051	✓	Vite	Screw	2
40	24.0021	✓	Rosetta piana	Washer	12
41	19.0072	✓	Vite	Screw	8
42	19.0013	✓	Vite	Screw	16
43	19.0007	✓	Vite	Screw	6
44	24.0005	✓	Rosetta piana	Washer	22
45	103.10.4635	1 ✓	Pedana DS.	Right footboard	1
46	103.10.4636	1 ✓	Pedana SN.	Left footboard	1
47	19.0007	✓	Vite	Screw	4

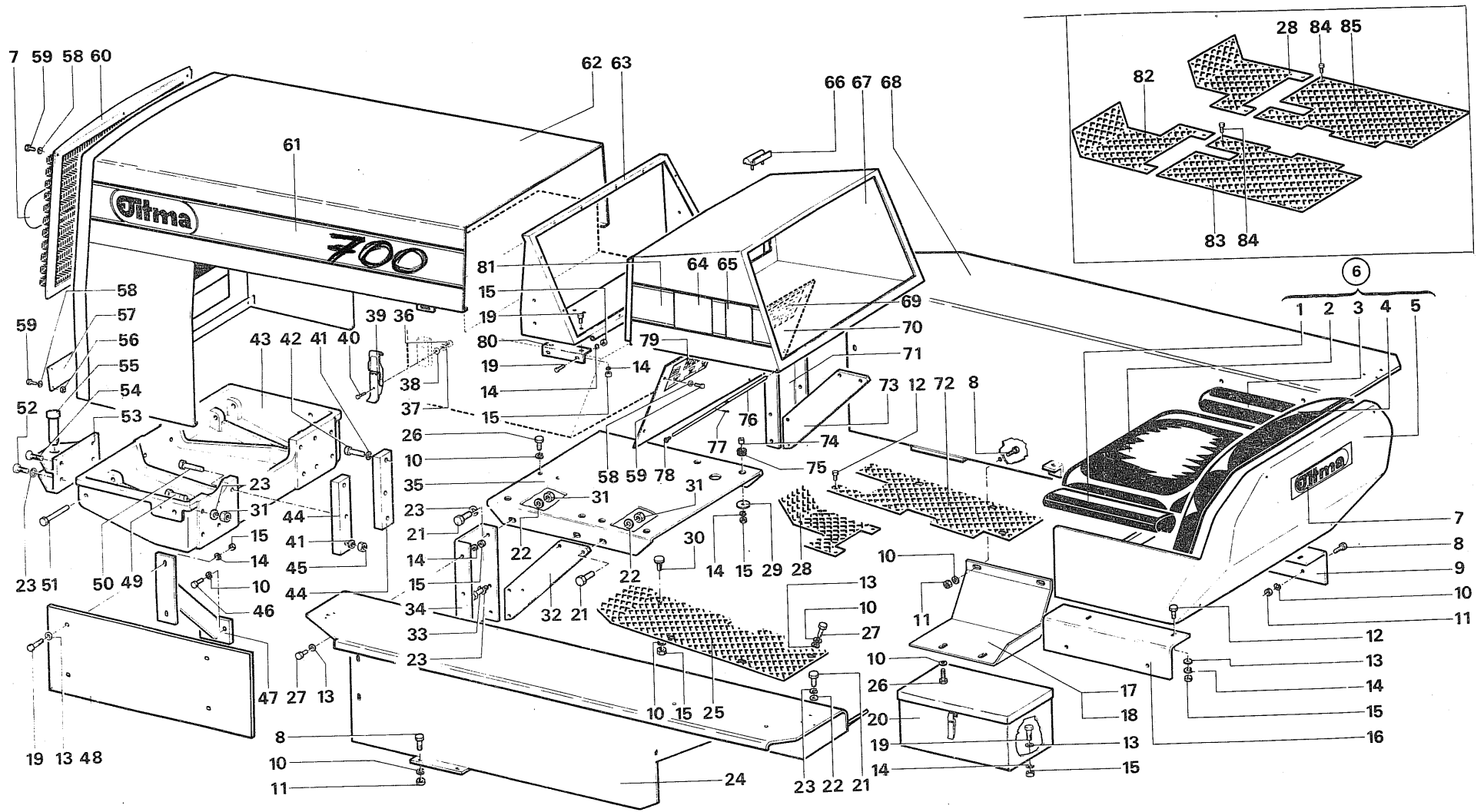
DIN disegno esplosivo - Fori tel. 723000

dalla matr. 7000091 alla matr. 7000186

**itma** trattori







Gruppo 530 -CARROZZERIA -BODY

Sgr. 531 -COFANO -ENGINE HOOD

532 -PARAFANGHI SEDILE -MUD-GUARD SEAT

**FATTO****ITMA****700****TAV.24.2**

105.241.03

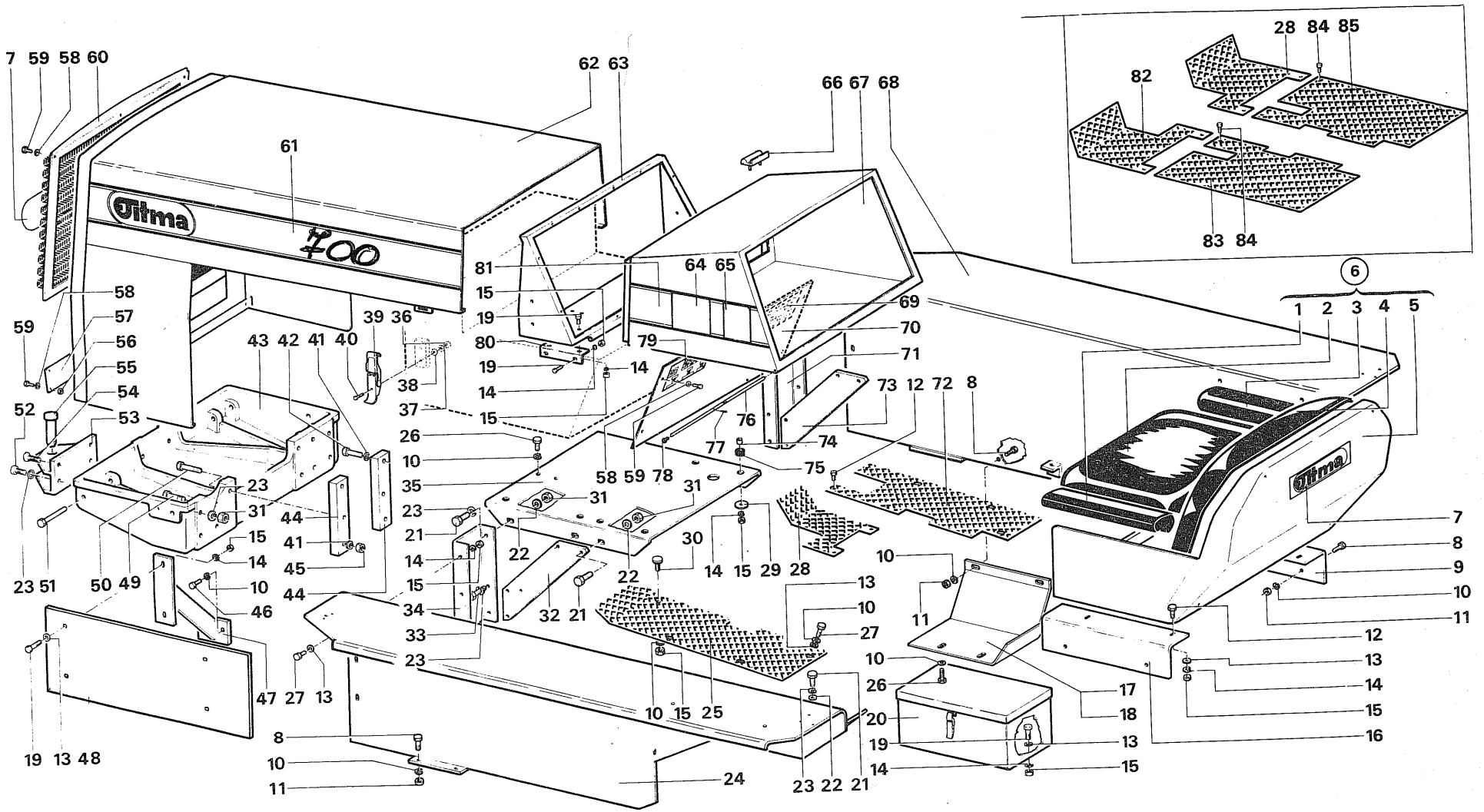
1982

FIG.	RIFERIMENTO	MODIF.	DENOMINAZIONE	DENOMINATION	Qty.
1	103.26.4480	✓	Bracciolo SN.	Left arm	1
2	103.26.4477	✓	Cuscino	Cushion	1
3	103.26.4479	✓	Bracciolo DS.	Right arm	1
4	103.26.4478	✓	Schienale	Back	1
5	103.26.4481	✓	Sedile	Seat frame	1
6	50.0092	✓	Sedile completo	Complete seat	1
7	102.25.5087	✓	Targa ITMA	ITMA plate	2
8	19.0001	✓	Vite	Screw	12
9	103.10.4644	✓	Squadretto DS.	Right strap	1
10	24.0001	✓	Rosetta elastica	Spring washer	35
11	19.0028	✓	Dado	Nut	12
12	19.0040	✓	Vite	Screw	6
13	24.0005	✓	Rosetta piana	Washer	26
14	24.0002	✓	Rosetta elastica	Spring washer	32
15	19.0003	✓	Dado	Nut	33
16	103.10.4645	✓	Squadretto SN.	Left strap	1
17	103.10.4754	✓	Riparo DS.	Right guard	1
18	103.10.4755	✓	Riparo SN.	Left guard	1
19	19.0019	✓	Vite	Screw	18
20	102.29.4863	✓	Cassetta	Tool-box	1
21	19.0013	✓	Vite	Screw	12
22	24.0021	✓	Rosetta piana	Washer	12
23	24.0003	✓	Rosetta elastica	Spring washer	30
24	103.11.4640	✓	Parafango SN.	Left mud-guard	1
25	103.10.4939	✓	Pedana SN.	Left footboard	1
26	19.0066	✓	Vite	Screw	8
27	19.0007	✓	Vite	Screw	12
28	103.11.4949	✓	Pedana anteriore DS.	Right A. footboard	1
29	103.09.4362	✓	Rondella	Washer	4
30	50.0178	✓	Puntale	Rubber bit	1
31	19.0049	✓	Dado	Nut	14
32	103.11.4948	✓	Staffa SN.	Left strap	1
33	19.0072	✓	Vite	Screw	8
34	103.10.4643	✓	Supporto SN.	Left support	1
35	103.11.4889	✓	Supporto	Support	1
36	19.0059	✓	Dado	Nut	4
37	24.0043	✓	Rosetta elastica	Spring washer	4
38	24.0042	✓	Rosetta piana	Washer	4
39	50.0182	✓	Aggancio	Claw	2
40	19.1457	✓	Vite	Screw	4
41	24.0014	✓	Rosetta elastica	Spring washer	6
42	19.0047	✓	Vite	Screw	2
43	103.01.4446	✓	Supporto	Support	1
44	103.08.4293	✓	Distanziale	Spacer	2
45	19.0037	✓	Dado	Nut	2
46	19.0027	✓	Vite	Screw	2
47	103.11.4660	✓	Staffa	Strap	4

IDM disegno esploso - Fori tel. 723000

dalla matr. 7000187

**itma** trattori





Gruppo 530 -CARROZZERIA -BODY

Sgr. 531 -COFANO -ENGINE HOOD

532 -PARAFANGHI SEDILE -MUD-GUARD SEAT

FATTO

ITMA

700

TAV.24.2

105.242.03

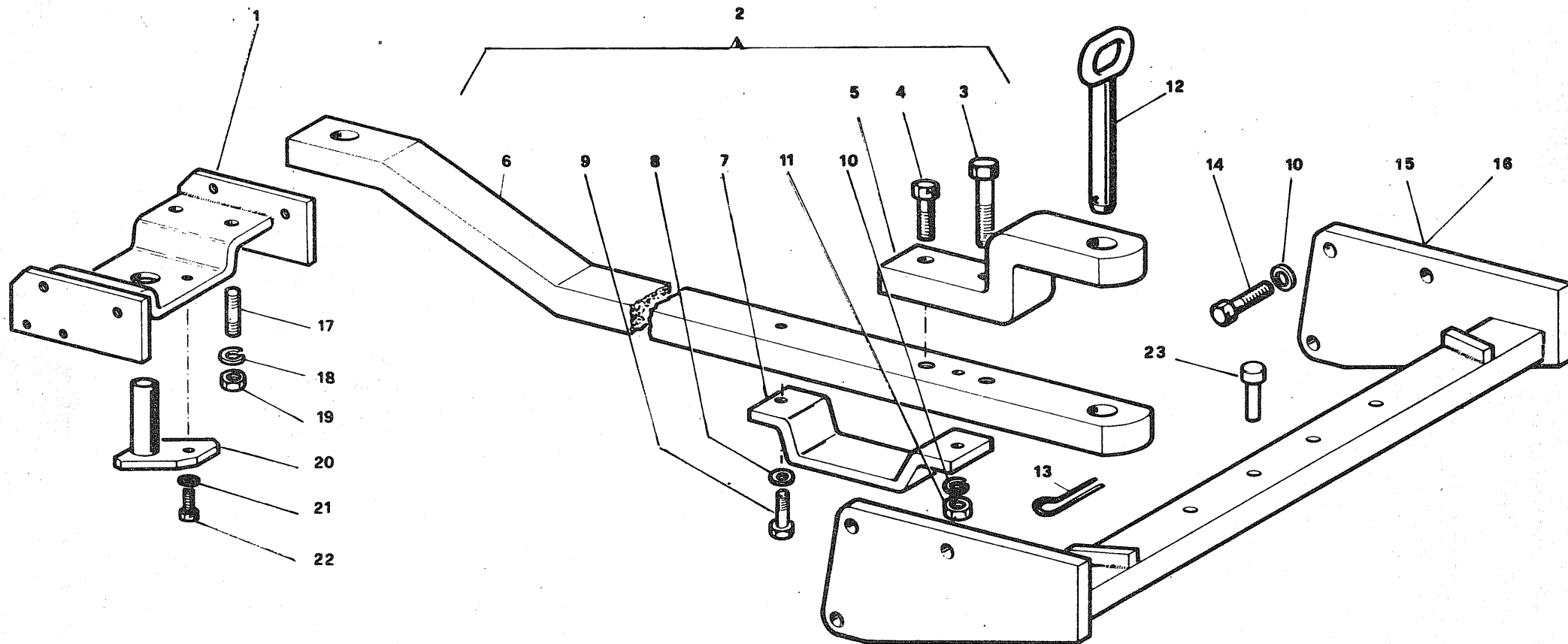
1982

FIG.	RIFERIMENTO	MODIF.	DENOMINAZIONE	DENOMINATION	Qty.
48	105.10.4629	✓	Riparo motore	Engine guard	2
49	19.0093	✓	Vite	Screw	8
50	19.0125	✓	Vite	Screw	4
51	200.19.8704	✓	Vite	Screw	2
52	19.0051	✓	Vite	Screw	2
53	103.11.4989	✓	Gancio	Claw	1
54	19.0278	✓	Vite	Screw	2
55	101.11.4537	✓	Perno	Pin	1
56	19.0032	✓	Dado	Nut	11
57	103.10.4279	✓	Mascherina	Cowl	1
58	24.0011	✓	Rosetta piana	Washer	15
59	19.0010	✓	Vite	Screw	15
60	103.10.4224	✓	Mascherina	Cowl	1
61	105.25.5121	✓	Targa ITMA DS.	Right ITMA plate	1
61	105.25.5122	✓	Targa ITMA SN.	Left ITMA plate	1
62	105.11.4950	✓	Cofano	Hood	1
63	103.11.4947	✓	Supporto	Support	1
64	105.25.5126	✓	Targa 700	700 plate	2
65	102.25.5129	✓	Targa N	N plate	2
65	102.25.5130	✓	Targa L	L plate	2
65	103.25.5131	✓	Targa M	M Plate	2
66	102.29.4743	✓	Puntale	Rupper bit	2
67	103.11.4934	✓	Cruscotto	Panel	1
68	103.11.4641	✓	Parafango DS.	Right mud guard	1
69	103.25.5145	✓	Targa	Plate	1
70	103.10.4945	✓	Coperchio	Cover	1
71	103.10.4642	✓	Supporto DS.	Right support	1
72	103.11.4938	✓	Pedana posteriore DS.	Right P. footboard	1
73	103.08.4172	✓	Staffa DS.	Right strap	1
74	103.12.4361	✓	Distanziale	Spacer	4
75	50.0116	✓	Antivibrante	Cushioning rubber	4
76	103.06.4991	✓	Perno	Pin	1
77	24.0027	✓	Copiglia	Split pin	1
78	49.0534	✓	Tappo	Cap	2
79	103.25.3666	✓	Targa	Plate	1
80	103.10.4942	✓	Supporto	Support	2
81	103.25.5132	✓	Targa	Plate	2
82	103.11.5006	✓	Pedana ant. SN.	Left A. footboard	1
83	103.11.5005	✓	Pedana post. SN.	Left P. footboard	1
84	19.0040	✓	Vite	Screw	4
85	103.11.5004	✓	Pedana post.DS.	Right P. footboard	1

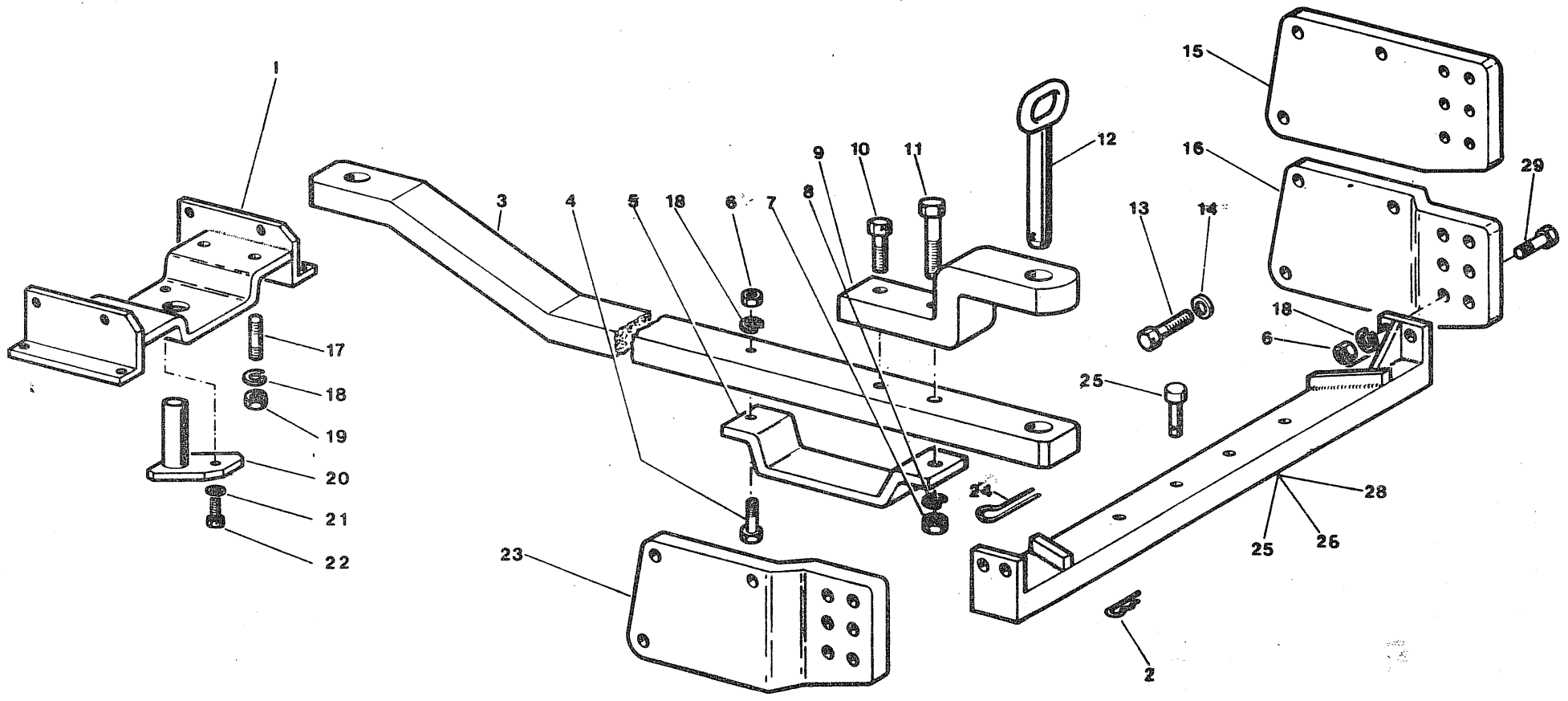
IMI disegno esploso - Fori tel. 723000

dalla matr. 7000187

itma trattori







Gruppo 610 -TRAINO -HOOK SHANK

Sgr. 611 -BARRA DI TRAINO -HOOK SHANK

ITMA

600-700

TAV.25.1

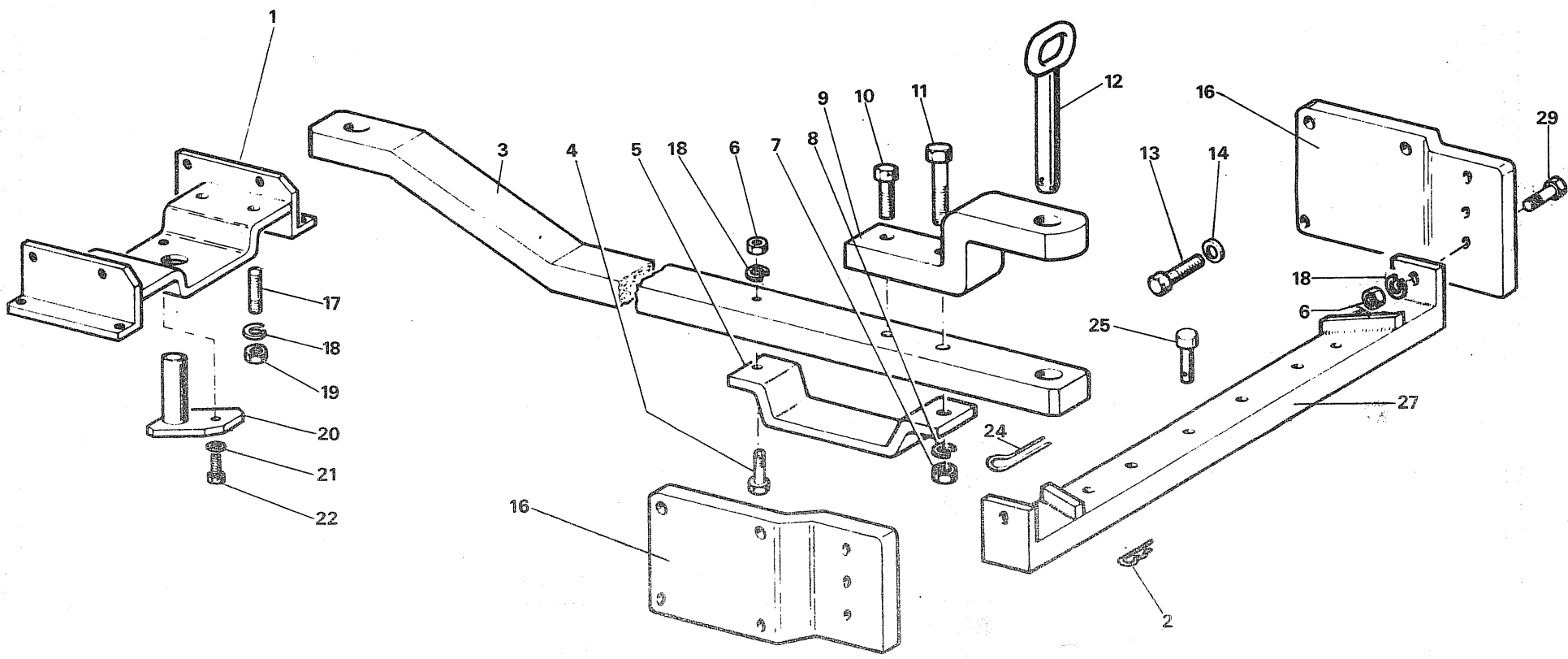
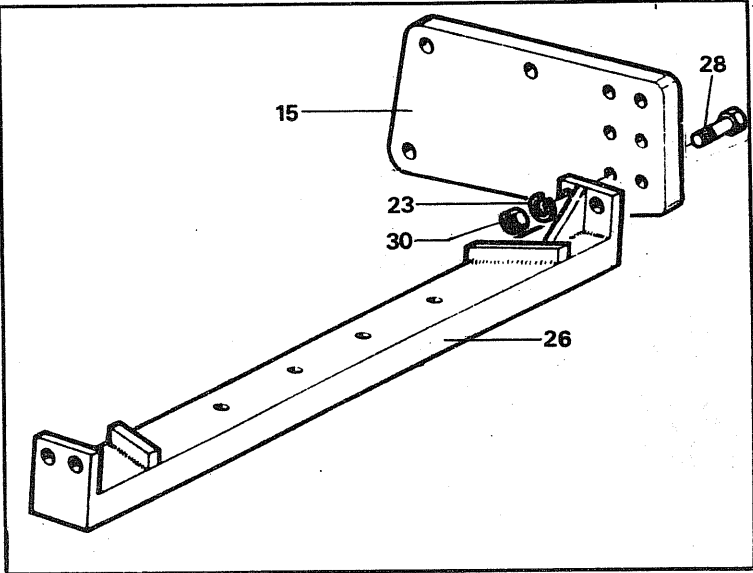
103.251.02

1982

*FATTO*

FIG.	RIFERIMENTO	MODIF.	DENOMINAZIONE	DENOMINATION	Qty.
1	103.11.4813	1	Staffa per barra	Bracket for shank	1
2	50.0198		Copiglia elastica	Spring split pin	2
3	103.08.4800	1	Barra	Hook shank	1
4	19.0125		Vite	Screw	1
5	103.04.4799	1	Staffa inferiore	Lower bracket	1
6	19.0037		Dado	Nut	5
7	19.0168		Dado	Nut	2
8	24.0031		Rosetta elastica	Spring washer	2
9	103.08.3319		Staffa superiore	Upper bracket	1
10	19.0422		Vite	Screw	1
11	19.0462		Vite	Screw	1
12	003.11.4611		Perno	Pin	1
13	19.0346		Vite	Screw	4
14	24.0028		Rosetta elastica	Spring washer	4
15	103.08.4614		Staffa N-L	N-L bracket	2
16	103.08.4615		Staffa DS.M	M right bracket	1
17	103.20.1462		Prigioniero	Stud bolt	4
18	24.0014		Rosetta elastica	Spring washer	9
19	19.0039		Dado	Nut	4
20	003.11.4711		Perno	Pivot	1
21	24.0002		Rosetta elastica	Spring washer	1
22	19.0040		Vite	Screw	1
23	103.08.4616		Staffa SN. M	M left bracket	1
24	49.0525		Copiglia elastica	Spring split pin	1
25	102.06.2483		Perno	Pin	2
26	103.11.4613		Traversa N	N cross brace	1
27	103.11.4612		Traversa L	L crosse brace	1
28	103.11.4611		Traversa M	M crosse brace	1
29	19.0046		Vite	Screw	4

IDM disegno esplosivo - Fori tel. 723000



Gruppo 610 -TRAINO -HOOK SHANK

Sgr. 611 -BARRA DI TRAINO -HOOK SHANK

ITMA

600-700

TAV.25.2

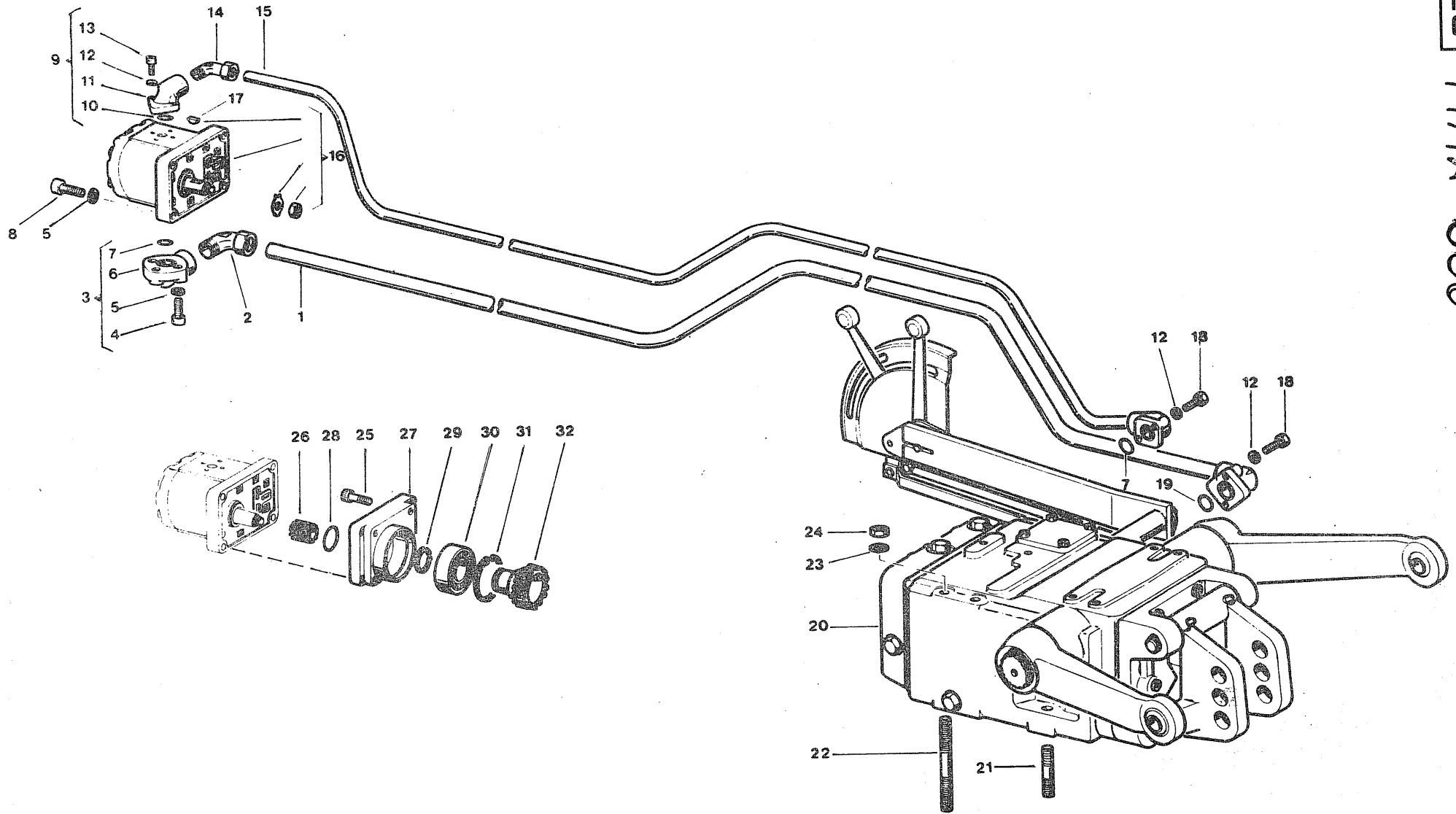
103.251.03

1982

FARNO

FIG.	RIFERIMENTO	MODIF.	DENOMINAZIONE	DENOMINATION	Qty.	
1	103.11.4813	1 ✓	Staffa per barra	Bracket for shank	1	
2	50.0198	✓	Copiglia elastica	Spring split pin	2	
3	103.08.4800	1 ✓	Barra	Hook shank	1	
4	19.0125	✓	Vite	Screw	1	
5	103.04.4799	1 ✓	Staffa inferiore	Lower bracket	1	
6	19.0037	✓	Dado	Nut	3	
7	19.0168	✓	Dado	Nut	1	
8	24.0031	✓	Rosetta elastica	Spring washer	1	
9	103.08.3319	✓	Staffa superiore	Upper bracket	1	
10	19.0422	✓	Vite	Screw	1	
11	19.0462	✓	Vite	Screw	1	
12	003.11.4611	✓	Perno	Pin	1	
13	19.0346	✓	Vite	Screw	8	
14	24.0028	✓	Rosetta elastica	Spring washer	8	
15	103.08.4614	✓	Staffa N	N bracket	2	
16	103.08.4966	✓	Staffa L-M	M-L bracket	2	
17	103.20.1462	✓	Prigioniero	Stud bolt	4	
18	24.0014	✓	Rosetta elastica	Spring washer	7	
19	19.0039	✓	Dado	Nut	4	
20	003.11.4711	✓	Perno	Pivot	1	
21	24.0002	✓	Rosetta elastica	Spring washer	1	
22	19.0040	✓	Vite	Screw	1	
23	24.0014	✓	Rosetta elastica	Spring washer	4	
24	49.0525	✓	Copiglia elastica	Spring split pin	1	
25	102.06.2483	✓	Perno	Pin	2	
26	103.11.4613	✓	Traversa N	N cross brace	1	
27	103.11.4967	✓	Traversa L	L cross brace	1	
27	103.11.4968	✓	Traversa M	M cross brace	1	
28	19.0046	✓	Vite	Screw	4	
29	19.0046	✓	Vite	Screw	2	
30	19.0037	✓	Dado	Nut	4	

DM disegno esplosio - Fori tel. 723000





Gruppo 620 -SOLLEVATORE -HYDRAULIC LIFTER

ITMA

600

Sgr. 621 -POMPA A TUBAZIONI -PUMP AND PIPES

622 -STAZIONE DI SOLLEVAMENTO

-HYDRAULIC LIFTER

*FATTO*

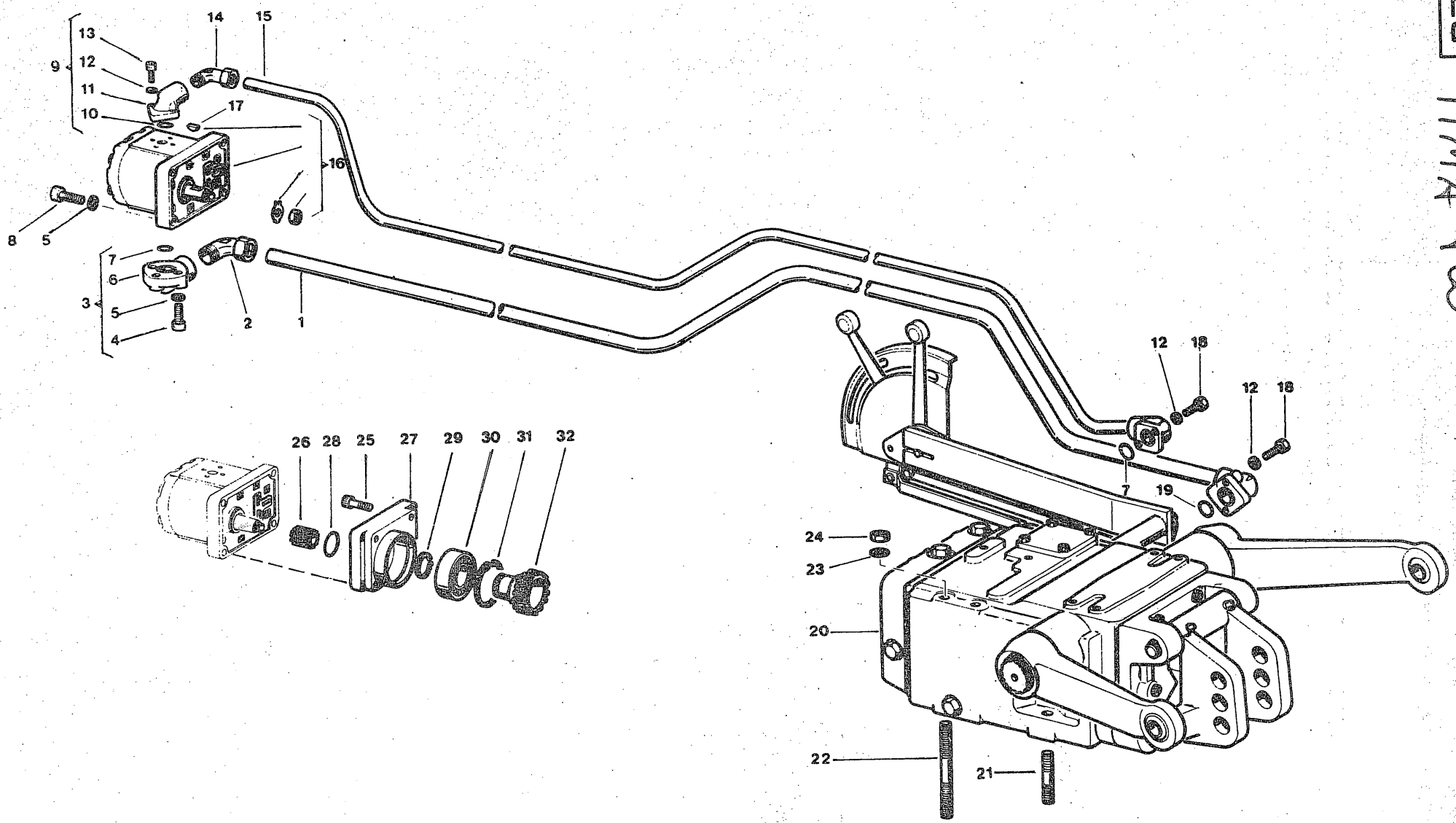
TAV. 26

103.261.01

1982

FIG.	RIFERIMENTO	MODIF.	DENOMINAZIONE	DENOMINATION	Qty.
1	103.27.4375	✓	Tubo aspirazione	Pipe	1
2	50.0132	✓	Raccordo	Connection	1
3	49.0715	✓	Raccordo C.	Complete connection	1
4	19.0016	✓	Vite	Screw	2
5	24.0002	✓	Rosetta elastica	Spring washer	6
6	49.1715	✓	Raccordo	Connection	1
7	13.0104	✓	Anello OR	O-ring	2
8	19.0080	✓	Vite	Screw	4
9	49.0444	✓	Raccordo C.	Complete connection	1
10	13.0061	✓	Anello OR	O-ring	1
11	49.1444	✓	Raccordo	Connection	1
12	24.0004	✓	Rosetta elastica	Spring washer	6
13	19.0140	✓	Vite	Screw	2
14	49.0225	✓	Raccordo	Connection	1
15	103.27.4376	✓	Tubo mandata	Pipe	1
16	49.0714	✓	Pompa C.	Complete pump	1
17	50.0150	✓	Linguetta	Key	1
18	19.0146	✓	Vite	Screw	4
19	13.0148	✓	Anello OR	O-ring	1
20	103.32.0091	✓	Sollevatore C.	C.hydraulic lifter	1
21	19.0436	✓	Prigioniero	Stud bolt	2
22	19.0408	✓	Prigioniero	Stud bolt	4
23	24.0014	✓	Rosetta elastica	Spring washer	6
24	19.0037	✓	Dado	Nut	6
25	19.0020	✓	Vite	Screw	4
26	997.23.1012	✓	Mozzo	Hub	1
27	997.23.1010	✓	Supporto	Support	1
28	997.23.1011	✓	Anello OR <i>130168</i>	O-ring	1
29	997.23.1009	✓	Anello elastico	Spring washer	1
30	997.23.1008	✓	Cuscinetto	Bearing	1
31	997.23.1007	✓	Anello elastico	Elastic ring	1
32	997.23.1006	✓	Ingranaggio	Gear	1

IDM disegno esploso - Fori tel. 723000



**Gruppo** 620 -SOLLEVATORE -HYDRAULIC LIFTER**ITMA****700****Sgr.** 621 -POMPA A TUBAZIONI -PUMP AND PIPES622 -STAZIONE DI SOLLEVAMENTO  
-HYDRAULIC LIFTER**TAV. 26**

105.261.01

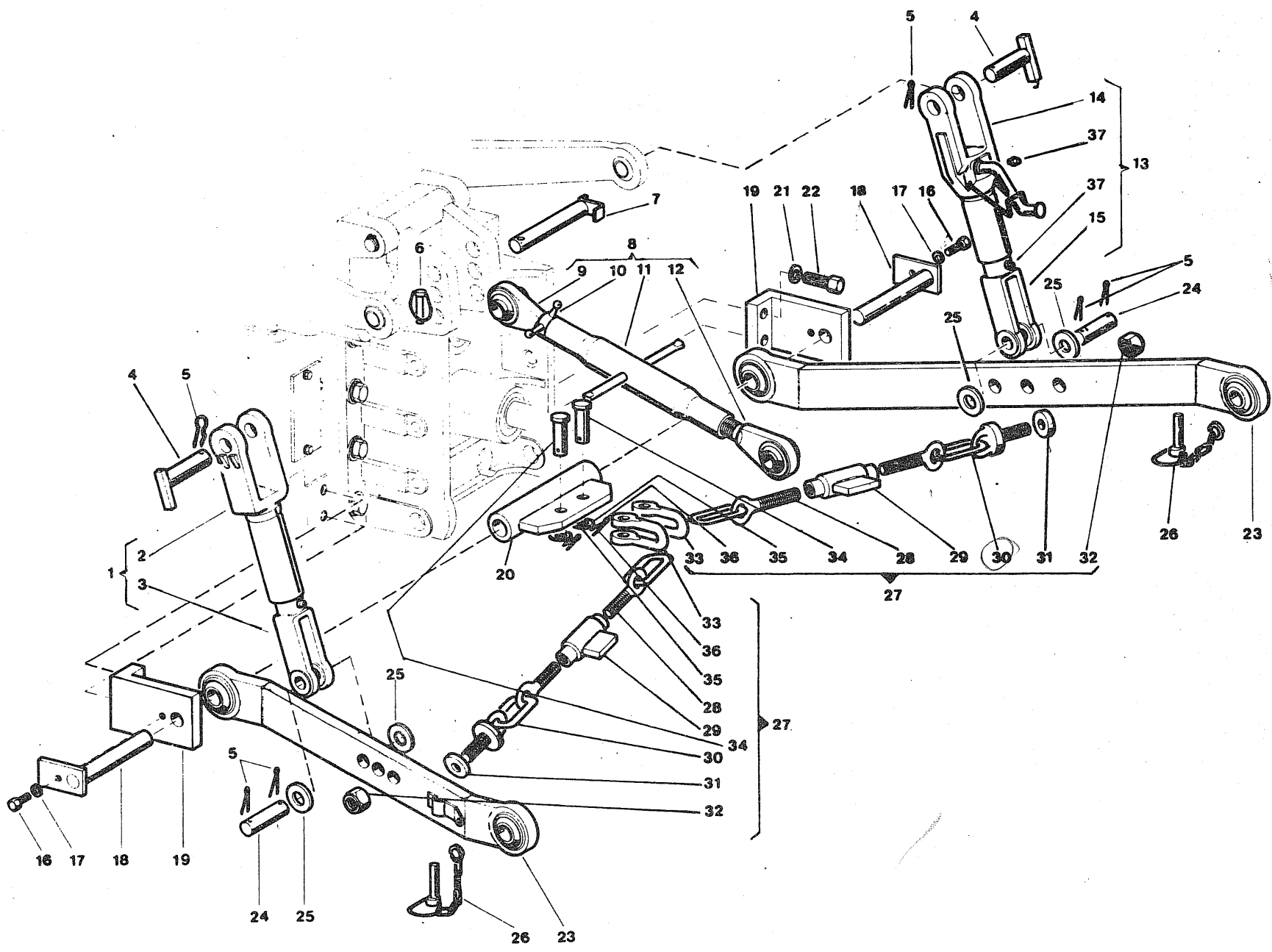
1982

**FATTO**

FIG.	RIFERIMENTO	MODIF.	DENOMINAZIONE	DENOMINATION	Qty.
1	105.27.4377	✓	Tubo aspirazione	Pipe	1
2	50.0132	✓	Raccordo	Connection	1
3	49.0715	✓	Raccordo completo	Complete connection	1
4	19.0016	✓	Vite	Screw	2
5	24.0002	✓	Rosetta elastica	Spring washer	6
6	49.1715	✓	Raccordo	Connection	1
7	13.0104	✓	Anello OR	O-ring	2
8	19.0080	✓	Vite	Screw	4
9	49.0444	✓	Raccordo completo	Complete connection	1
10	13.0061	✓	Anello OR	O-ring	1
11	49.1444	✓	Raccordo	Connection	1
12	24.0004	✓	Rosetta elastica	Spring washer	6
13	19.0140	✓	Vite	Screw	2
14	49.0225	✓	Raccordo	Connection	1
15	105.27.4378	✓	Tubo mandata	Pipe	1
16	49.0714	✓	Pompa completa	Complete pump	1
17	50.0150	✓	Linguetta	Key	1
18	19.0146	✓	Vite	Screw	4
19	13.0148	✓	Anello OR	O-ring	1
20	103.32.0091	✓	Sollevatore C.	C. hydraulic lifter	1
21	19.0436	✓	Prigioniero	Stud bolt	2
22	19.0408	✓	Prigioniero	Stud bolt	4
23	24.0014	✓	Rosetta elastica	Spring washer	6
24	19.0037	✓	Dado	Nut	6
25	19.0020	✓	Vite	Screw	4
26	997.23.1012	✓	Mozzo	Hub	1
27	997.23.1010	✓	Supporto	Support	1
28	997.23.1011	✓	Anello OR 130168✓	O-ring	1
29	997.23.1009	✓	Anello elastico	Spring washer	1
30	997.23.1008	✓	Cuscinetto	Bearing	1
31	997.23.1007	✓	Anello elastico	Elastic ring	1
32	997.23.1006	✓	Ingranaggio	Gear	1

IDM disegno esploso - Fori tel. 723000

**itma** trattori



Gruppo 630 -ATTACCO A 3 PUNTI -3 POINTS LINKAGE  
Sgr.

ITMA

600-700

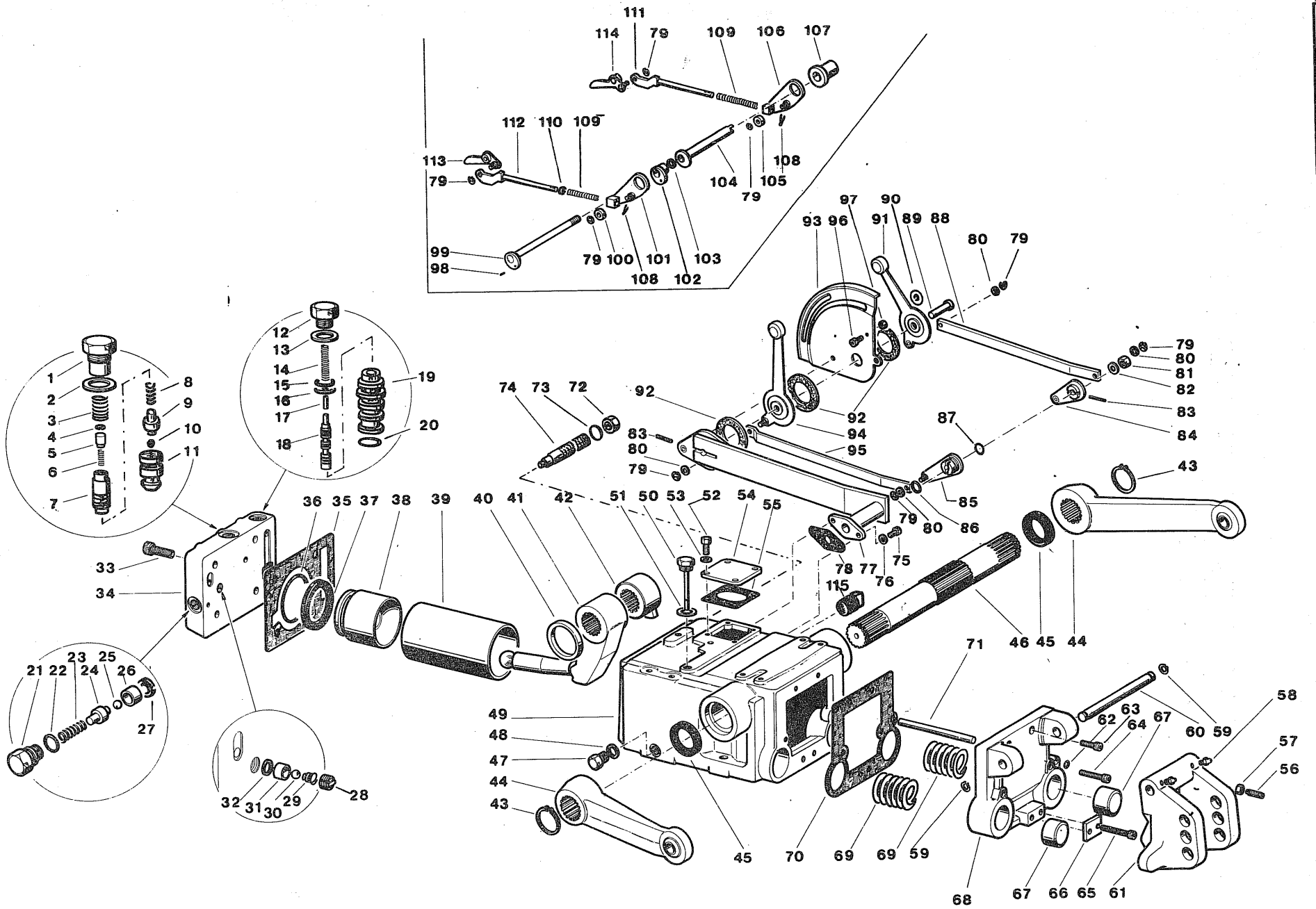
TAV. 27

103.271.01

1982

FIG.	RIFERIMENTO	MODIF.	DENOMINAZIONE	DENOMINATION	Qnt.	
1	103.31.4492 X	✓	Tirante SN. completo	Complete left tie-rod	1	651 459
2	103.31.4493	✓	Forcella superiore	Upper clevis	1	
3	103.31.4494	✓	Forcella inferiore	Lower clevis	1	
4	103.31.4496 X	✓	Perno	Pivot	2	
5	49.0525	✓	Copiglia elastica	Spring split pin	6	
6	50.0109	✓	Spina	Pin	1	
7	103.31.4495/498 320013 ✓	✓	Perno	Pivot	2	
8	103.31.4497	✓	Puntone	Rafter	1	
9	103.31.4498	✓	Estremità DS.	Right top	1	
10	49.0850	✓	Controdado	Lock nut	1	
11	49.0860	✓	Manicotto	Sleeve	1	
12	103.31.4499	✓	Estremità SN.	Left top	1	
13	103.31.4500 X	✓	Tirante DS. completo	C.right tie-rod	1	651 467
14	103.31.4501	✓	Forcella superiore	Upper clevis	1	
15	103.31.4502	✓	Forcella inferiore	Lower clevis	1	
16	19.0001	✓	Vite	Screw	2	
17	24.0001	✓	Rosetta elastica	Spring washer	2	
18	103.11.4078 X	✓	Perno	Pivot	2	660964 ✓
19	103.11.4077	✓	Supporto	Support	2	
20	103.11.4079	✓	Staffa	Strap	1	
21	24.0028	✓	Rosetta elastica	Spring washer	4	
22	19.0280	✓	Vite	Screw	4	
23	103.31.4503 X	✓	Braccio	Arm	2	651 470
24	103.31.4504 X	✓	Perno	Pin	2	
25	24.0026 X	✓	Rosetta piana	Washer	4	
26	49.0277 X	✓	Spina	Pin	2	
27	103.31.4505 X	✓	Imbrigliamento	Chain tie-rod	2	
28	103.31.4506	✓	Tirante DS.	Right tie-rod	2	
29	103.31.4507	✓	Manicotto	Sleeve	2	
30	103.31.4508	✓	Tirante SN.	Left tie-rod	2	
31	103.31.4509	✓	Rondella	Washer	2	
32	19.0440	✓	Dado	Nut	2	
33	103.31.4510	✓	Forcella	Clevis	2	
34	103.31.4511	✓	Perno	Pin	2	
35	24.0045	✓	Rosetta piana	Washer	2	
36	24.0007	✓	Copiglia	Split pin	2	
37	15.0011	✓	Ingrassatore	Oil feeder	3	

IDM disegno esplosivo - Forli' tel. 723000



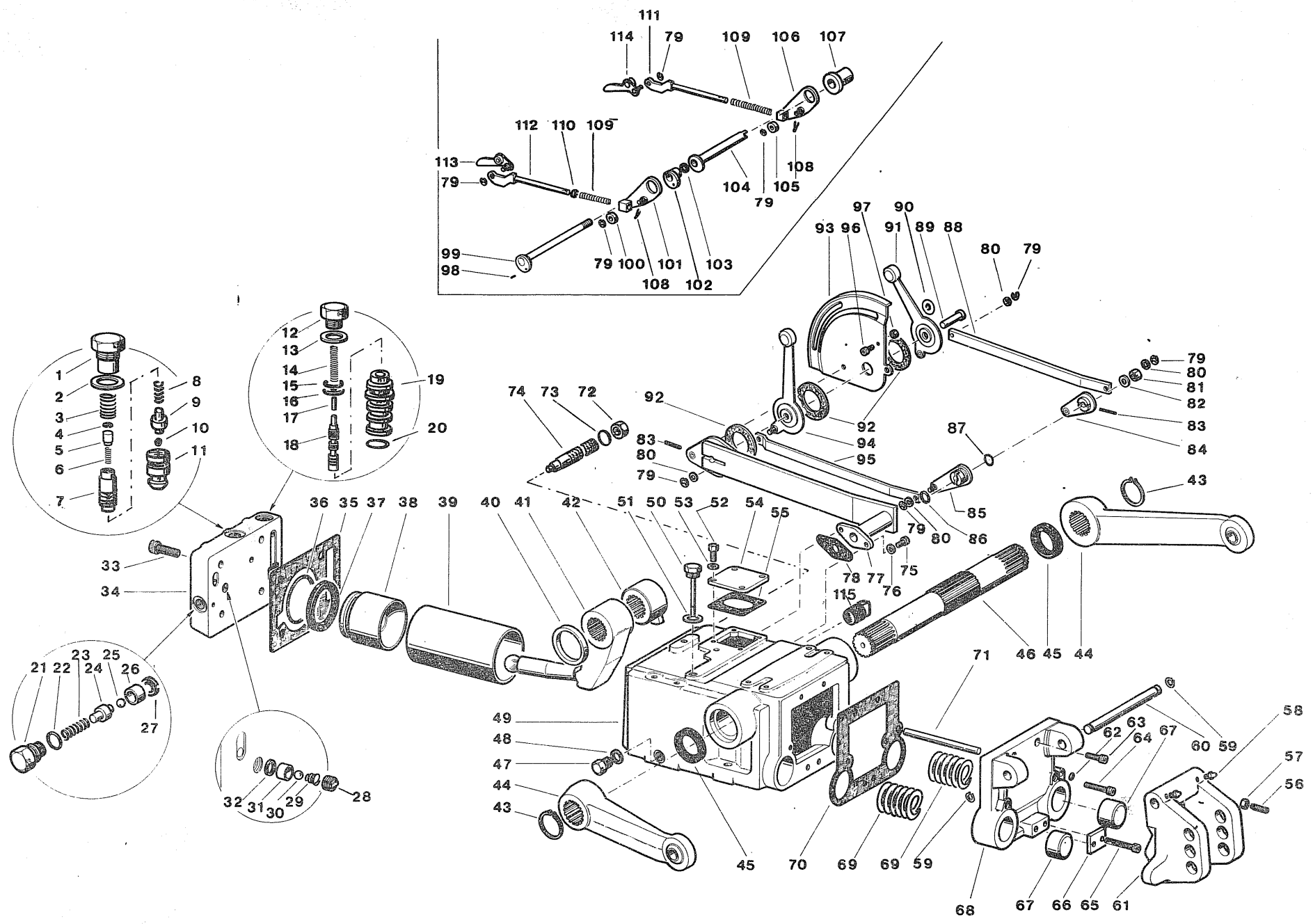
**Gruppo****Sgr.**622 - STAZIONE SOLLEVAMENTO  
- HYDRAULIC LIFTER**FATTO****ITMA****600-700****TAV.28**

103.281.01

1982

FIG.	RIFERIMENTO	MODIF.	DENOMINAZIONE	DENOMINATION	Qty.	
1	998.32.0038	✓	Tappo	Cap	1	
2	49.0553	✓	Guarn.rame ø22	Gasket	1	
3	998.32.0039	✓	Molla	Spring	1	
4	14.0070	✓	Seeger ø10	Elastic ring	1	
5	998.32.0040	✓	Valvola	Valve	1	
6	998.32.0041	✓	Molla	Spring	1	
7	998.32.0042	✓	Tappo	Cap	1	
8	998.32.0043	✓	Molla	Spring	1	
9	998.32.0044	✓	Puntalino	Pin	1	
10	12.0158	✓	Sfera 9/32"	Ball	1	
11	998.32.0045	✓	Valvola	Valve	1	
12	998.32.0046	✓	Tappo	Cap	1	
13	49.0053	✓	Guarn. rame ø22	Gasket	1	
14	998.32.0054	✓	Molla	Spring	1	
15	13.0045	✓	OR 119	O-ring	1	
16	49.0549	✓	Guarn. rame ø14	Gasket	1	
17	998.32.0055	✓	Distanziale	Spacer	1	
18	998.32.0056	✓	Pistoncino	Piston	1	
19	998.32.0057	✓	Camicia	Cylinder	1	
20	13.0108	✓	OR 127 - 3081	O-ring	5	
21	998.32.0058	✓	Tappo	Cap	1	
22	13.0043	✓	OR 122 - 3068	O-ring	1	
23	998.32.0059	✓	Molla	Spring	1	
24	998.32.0060	✓	Puntalino	Pin	1	
25	12.0158	✓	Sfera 9/32"	Ball	1	
26	998.32.0061	✓	Sede sfera	Ball-housing	1	
27	49.0547	✓	Guarn.rame ø10	Gasket	1	
28	998.32.0062	✓	Tappo	Cap	1	
29	998.32.0063	✓	Molla	Spring	1	
30	12.0149	✓	Sfera 7/16"	Ball	1	
31	998.32.0064	✓	Sede sfera	Ball-housing	1	
32	49.0548	✓	Guarn.rame ø12	Gasket	1	
33	19.0469	✓	Vite T.C.C.E. 16x70	Screw	1	
34	998.32.0065	✓	Corpo distributore	Valve body	1	
35	998.32.0066	✓	Guarn.carta	Gasket	1	
36	13.0208	✓	OR 188-6387	O-ring	1	
37	13.0209	✓	Guarn. UM 95x75x10	Gasket	1	
38	998.32.0067	✓	Stantuffo	Piston	1	
39	998.32.0068	✓	Cilindro	Cylinder	1	
40	998.32.0069	✓	Distanziale	Spacer	1	
41	998.32.0070	✓	Braccio con puntone	Arm with rod	1	
42	998.32.0071	✓	Camma	Cam	1	
43	14.0071	✓	Seeger R 54	Elastic ring	2	
44	998.32.0023	✓	Braccio esterno	Outside arm	2	652 284
45	<del>13.0031</del>	✓	Guarn. MIM 72-55-10	Gasket	2	13.0206
46	998.32.0029	✓	Albero	Shaft	1	652 288
47	998.32.0072	✓	Tappo	Cap	1	

IDM disegno esplosivo - Fori tel. 723000





Gruppo

Sgr.

622 - STAZIONE SOLLEVAMENTO  
- HYDRAULIC LIFTER*FATTO*

ITMA

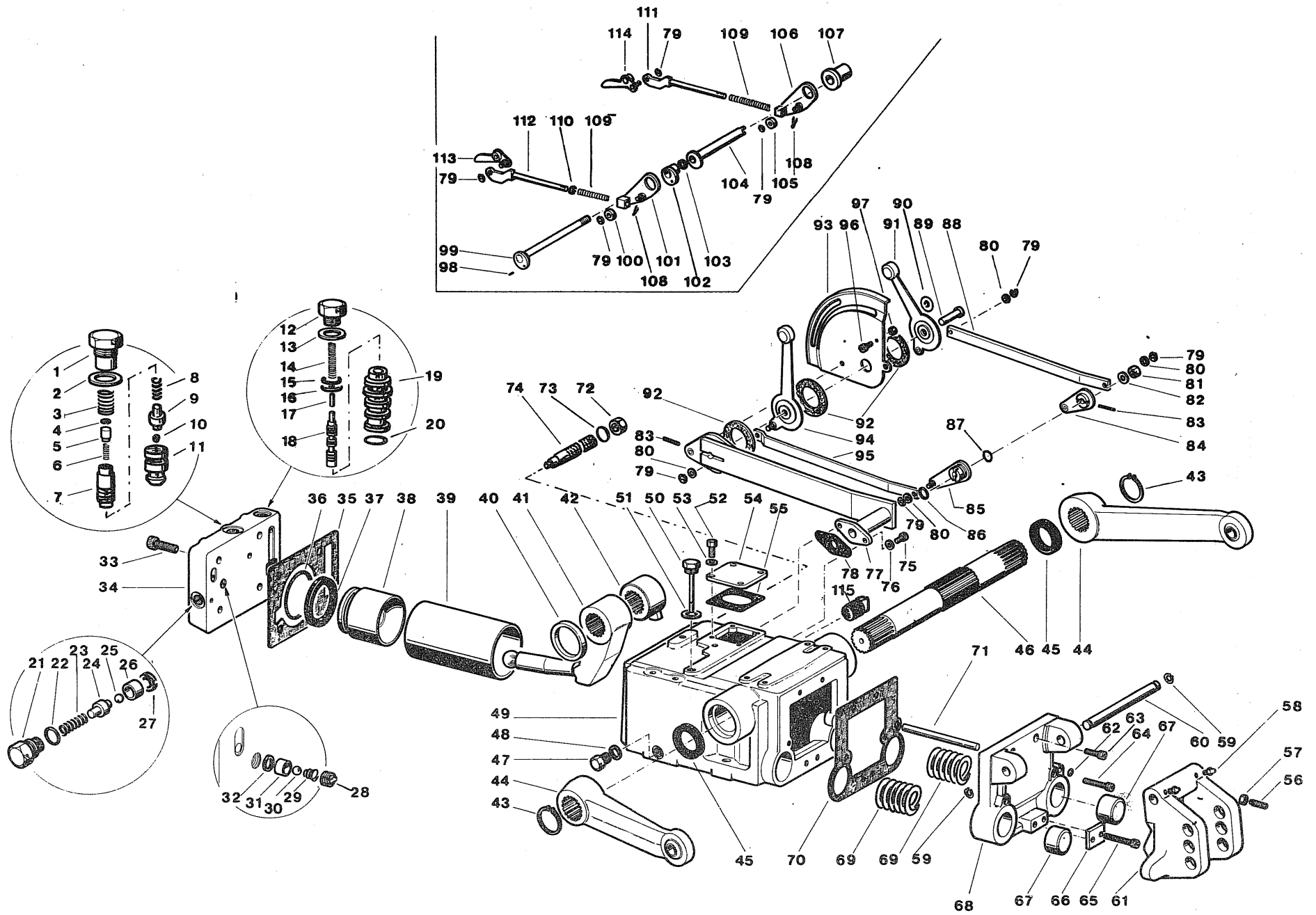
600-700

TAV. 28

103.282.01

1982

FIG.	RIFERIMENTO	MODIF.	DENOMINAZIONE	DENOMINATION	Qty.	
48	49.0550	X	Guarn.rame ø16	Gasket	1	
49	998.32.0073	X	Corpo	Body	1	
50	998.32.0026	X	Tappo con livello	Level cap	1	
51	49.0550	X	Guarn.rame	Gasket	1	
52	19.0010	X	Vite 6x16	Screw	4	
53	24.0004	X	Rondella grover ø6	Elastic ring	4	
54	998.32.0074	X	Flangia	Flange	1	
55	998.32.0075	X	Guarnizione carta	Gasket	1	
56	19.0470	X	Graño 10x30	Screw	1	
57	19.0114	X	Dado 10	Nut	1	
58	15.0009	X	Ingrassatore	Greaser	2	
59	14.0072	X	Seeger E 19	Elastic ring	2	
60	998.32.0076	X	Albero	Shaft	1	
61	998.32.0009	X	Supporto	Support	1	
62	13.0187	X	OR 115	O-ring	1	
63	19.0471	X	Vite T.C.C.E. 12x35	Screw	2	
64	19.0133	X	Vite T.C.C.E. 12x60	Screw	2	
65	19.0092	X	Vite T.C.C.E. 12x90	Screw	2	
66	998.32.0077	X	Flangia	Flange	1	652298
67	998.32.0078	X	Distanziale	Spacer	2	652299
68	998.32.0079	X	Coperchio	Cover	1	
69	998.32.0080	X	Molla	Spring	2	
70	998.32.0081	X	Guarnizione carta	Gasket	1	
71	998.32.0082	X	Asta	Rod	1	
72	13.0310	X	Dado 12 P. 1,25	Nut	1	
73	13.0210	X	OR 108	O-ring	1	
74	998.32.0083	X	Vite registro	Adjustment screw	1	
75	19.0083	X	Vite 8x30	Screw	2	
76	24.0002	X	Rondella grover ø8	Elastic ring	2	
77	998.32.0084	X	Supporto comandi	Drive support	1	
78	998.32.0085	X	Guarnizione carta	Gasket	1	
79	14.0064	X	Anelli SR 8 ø7	Ring	8	
80	24.0005	X	Rondella ø8	Washer	4	
81	19.0170	X	Dado autobloccante 10	Nut	1	
82	24.0063	X	Molla a tazza ø12	Cup spring	1	
83	49.0010	X	Spina elastica 4x24	Spring pin	2	
84	998.32.0086	X	Leva posizione	Position leve	1	
85	998.32.0087	X	Leva sforzo	Stress lever	1	
86	13.0148	X	OR 129 - 4087	O-ring	1	
87	13.0187	X	OR 115	O-ring	1	
88	998.32.0088	X	Tirante	Tie-rod	1	
89	998.32.0089	X	Perno	Pivot	1	
90	24.0063	X	Molla a tazza ø12	Cup spring	3	
91	998.32.0090	X	Leva posizione	Position lever	1	
92	998.32.0091	X	Rondella fibra	Fiber washer	3	
93	998.32.0092	X	Settore	Sector	1	
94	998.32.0093	X	Leva sforzo	Stress lever	1	



**Gruppo**

**Sgr.**

**622 - STAZIONE SOLLEVAMENTO  
- HYDRAULIC LIFTER**

*FARTO*

**ITMA**

**600-700**

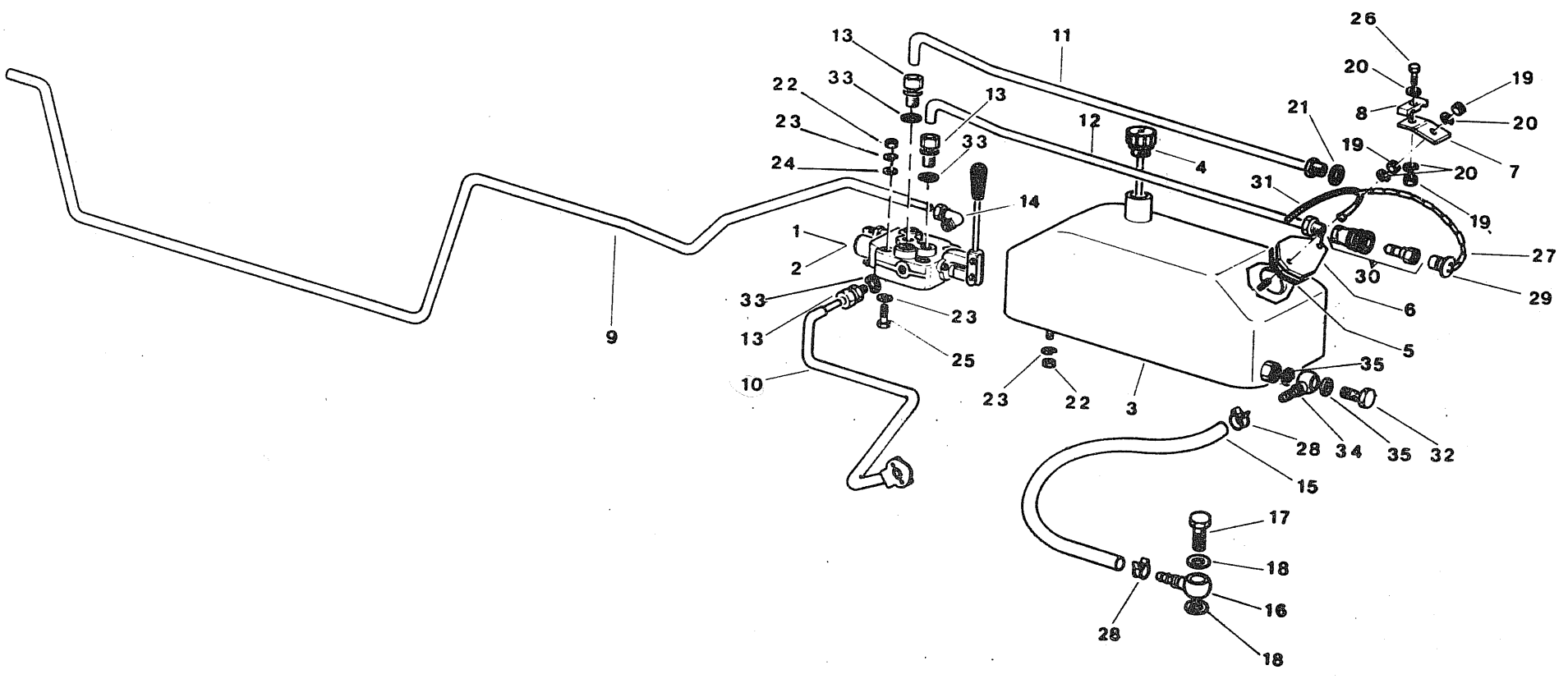
**TAV.28**

103.283.01

1982

FIG.	RIFERIMENTO	MODIF.	DENOMINAZIONE	DENOMINATION	Qty.
95	998.32.0094	✓	Tirante	Tie-rod	1
96	19.0472	✓	Vite T.C.C.E. 6x10	Screw	1
97	19.0032	✓	Dado 6	nut	1
98	50.0211	✓	Spina elastica 3x10	Spring pin	1
99	998.32.0095	✓	Perno eccentrico	Cam pivot	1
100	998.32.0096	✓	Rullino	Roller	1
101	998.32.0097	✓	Leva posizione	Position lever	1
102	998.32.0098	✓	Boccola eccentrica	Bush	1
103	49.0548	✓	Guarn.rame ø12	Gasket	1
104	998.32.0099	✓	Tubo con eccentrico	Tube	1
105	998.32.0100	✓	Rullino	Roller	1
106	998.32.0101	✓	Leva	Lever	1
107	998.32.0102	✓	Boccola	Bush	1
108	24.0027	✓	Copiglia ø3x20	Split pin	2
109	998.32.0103	✓	Molla	Spring	2
110	998.32.0104	✓	Distanziale	Spacer	1
111	998.32.0105	✓	Tirante sforzo	Stress tie-rod	1
112	998.32.0106	✓	Tirante posizione	Position tie-rod	1
113	998.32.0107	✓	Leva sforzo	Stress lever	1
114	998.32.0108	✓	Leva posizione	Position lever	1
115	998.32.0109	✓	Filtro	Filter	1
	652265	✓	Seche guarnizioni		
					65230R

IDM disegno esploso - Fori tel. 723000



**Gruppo** -DISTRIBUTORE AUSILIARIO  
**Sgr.** -HYDRAULIC POWER TAKE-OFF

**ITMA**

**600**

**TAV. 29**

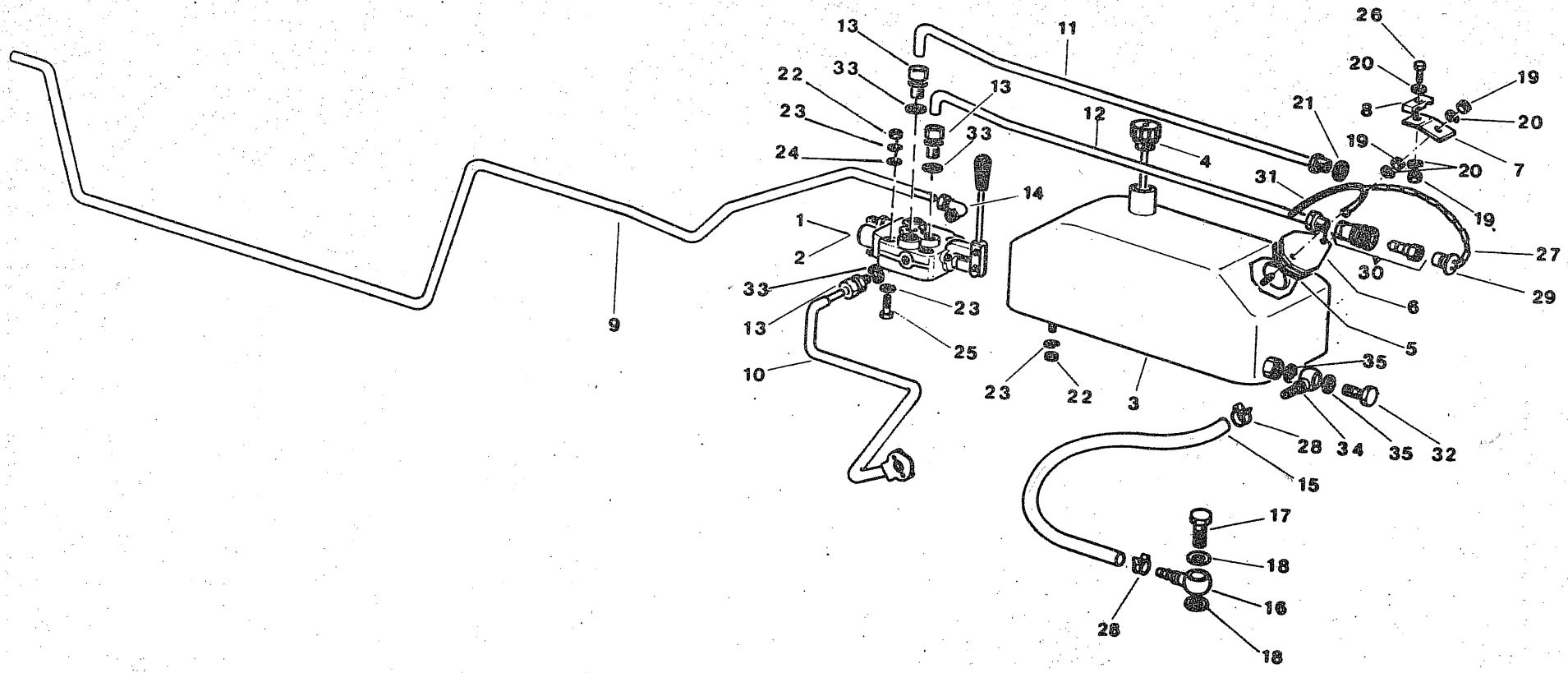
103.29.01

1982

**FATTO**

FIG.	RIFERIMENTO	MODIF.	DENOMINAZIONE	DENOMINATION	Qty.
1	49.0526	✓	Distributore S.E.	S.A. distributor	1
2	49.0699	✓	Distributore D.E.	D.A. distributor	1
3	102.11.1816	✓	Serbatoio	Hydraulic tank	1
4	49.0273	✓	Tappo	Cap	1
5	105.29.4573	✓	Guarnizione	Gasket	1
6	105.10.4457	✓	Coperchio	Tank cover	1
7	105.08.4575	✓	Staffa inferiore	Lower strap	1
8	105.08.4574	✓	Staffa superiore	Upper strap	1
9	103.27.4620	✓	Tubo	Pipe	1
10	105.27.4593	✓	Tubo	Pipe	1
11	105.27.4601	✓	Tubo	Pipe	1
12	105.27.4591	✓	Tubo	Pipe	1
13	49.0427	✓	Raccordo 3/8 gas	Straight 3/8 gas	3
14	49.0428	✓	Raccordo gomito 3/8	Connection	1
15	105.28.4594	✓	Tubo	Pipe	1
16	50.0157	✓	Raccordo	Straight	1
17	50.0009	✓	Vite cava	Mollow screw	1
18	49.0553	✓	Guarnizione	Gasket	2
19	19.0032	✓	Dado	Nut	5
20	24.0004	✓	Rosetta elastica	Spring washer	3
21	24.0011	✓	Rosetta piana	Washer	4
22	19.0003	✓	Dado	Nut	4
23	24.0002	✓	Rosetta elastica	Spring washer	4
24	24.0005	✓	Rosetta piana	Washer	2
25	19.0005	✓	Vite	Screw	2
26	19.0204	✓	Vite	Screw	1
27	50.0159	✓	Catenella	Chain	2
28	50.0142	✓	Anello oetiker	Oetiker ring	2
29	50.0193	✓	Tappo	Cap	2
30	49.0307	✓	Attacco rapido C.	Complete rapid connect.	2
31	24.0064	✓	Fascetta	Clamp	2
32	49.0112	✓	Raccordo	Straight	1
33	49.0570	✓	Guarnizione	Gasket	3
34	50.0165	✓	Raccordo	Straight	1
35	49.0551	✓	Guarnizione	Gasket	4

IDM disegno esploso - Fori tel. 723000



Gruppo -DISTRIBUTORE AUSILIARIO  
Sgr. -HYDRAULIC POWER TAKE-OFF

ITMA

700

F 4882

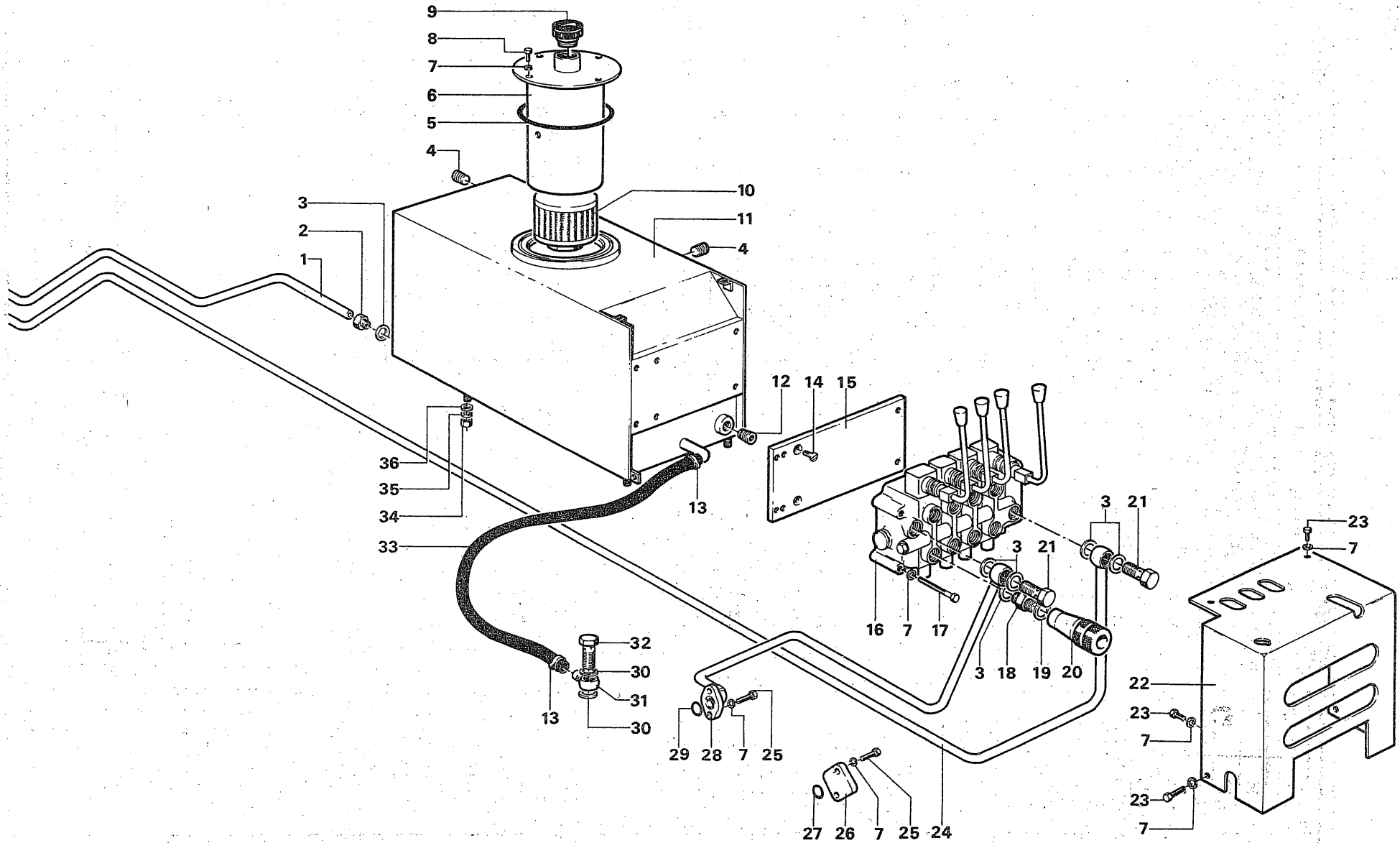
TAV. 29

105.291.01

1982

FIG.	RIFERIMENTO	MODIF.	DENOMINAZIONE	DENOMINATION	Qty.
1	49.0526	✓	Distributore S.E.	S.A.distributor	1
2	49.0699	✓	Distributore D.E.	D.A.distributor	1
3	102.11.1816	✓	Serbatoio	Hydraulic tank	1
4	49.0273	✓	Tappo	Cap	1
5	105.29.4573	✓	Guarnizione	Gasket	1
6	105.10.4457	✓	Coperchio	Tank cover	1
7	105.08.4575	✓	Staffa inferiore	Lower strap	1
8	105.08.4574	✓	Staffa superiore	Upper strap	1
9	105.27.4592	✓	Tube	Pipe	1
10	105.27.4593	✓	Tube	Pipe	1
11	105.27.4601	✓	Tube	Pipe	1
12	105.27.4591	✓	Tube	Pipe	1
13	49.0427	✓	Raccordo 3/8 gas	Straight 3/8 gas	3
14	49.0428	✓	Raccordo gomito 3/8	Connection	1
15	105.28.4594	✓	Tube	Pipe	1
16	50.0157	✓	Raccordo	Straight	1
17	50.0009	✓	Vite cava	Mollow screw	1
18	49.0553	✓	Guarnizione	Gasket	2
19	19.0032	✓	Dado	Nut	5
20	24.0004	✓	Rosetta elastica	Spring washer	5
21	24.0011	✓	Rosetta piana	Washer	3
22	19.0003	✓	Dado	Nut	4
23	24.0002	✓	Rosetta elastica	Spring washer	4
24	24.0005	✓	Rosetta piana	Washer	2
25	19.0005	✓	Vite	Screw	2
26	19.0204	✓	Vite	Screw	1
27	50.0159	✓	Catenella	Chain	2
28	50.0142	✓	Anello oetiker	Oetiker ring	2
29	50.0193	✓	Tappo	Cap	2
30	49.0307	✓	Attacco rapido C.	C.rapid connection	2
31	24.0064	✓	Fascetta	Clamp	2
32	49.0112	✓	Raccordo	Straight	1
33	49.0570	✓	Guarnizione	Gasket	3
34	50.0165	✓	Raccordo	Straight	1
35	49.0551	✓	Guarnizione	Gasket	4

DM disegno esplosivo - Fori tel. 723000





Gruppo -DISTRIBUTORE AUSILIARIO  
Sgr. -HYDRAULIC POWER TAKE-OFF

ITMA

600

TAV. 30

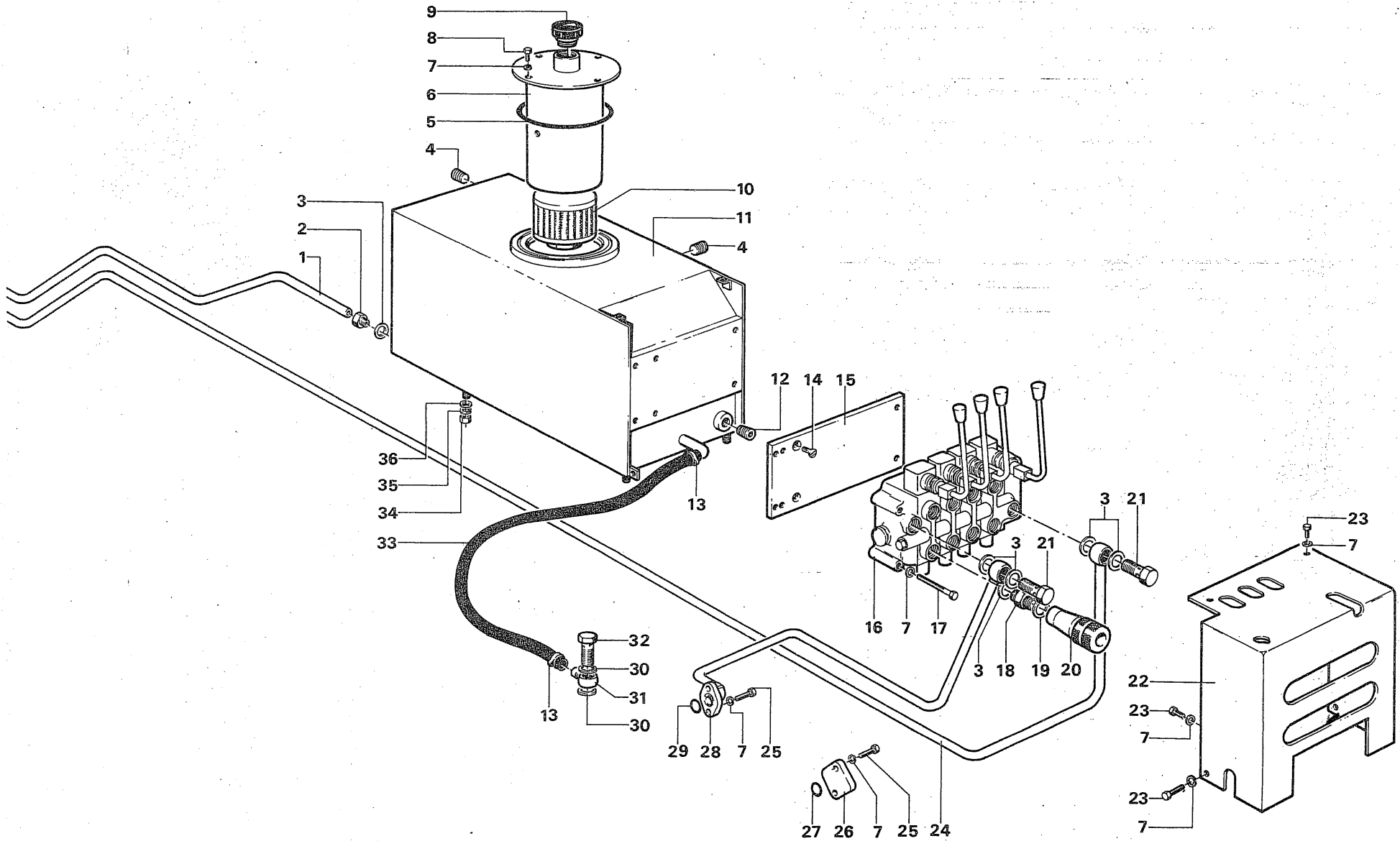
103.301.01

1982

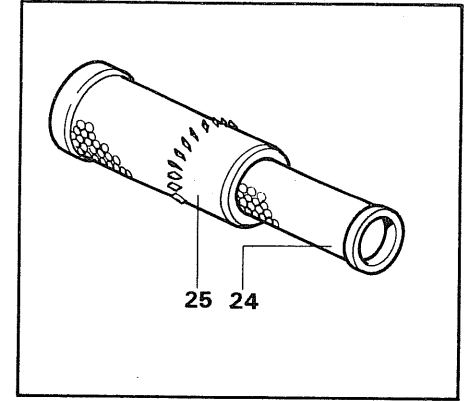
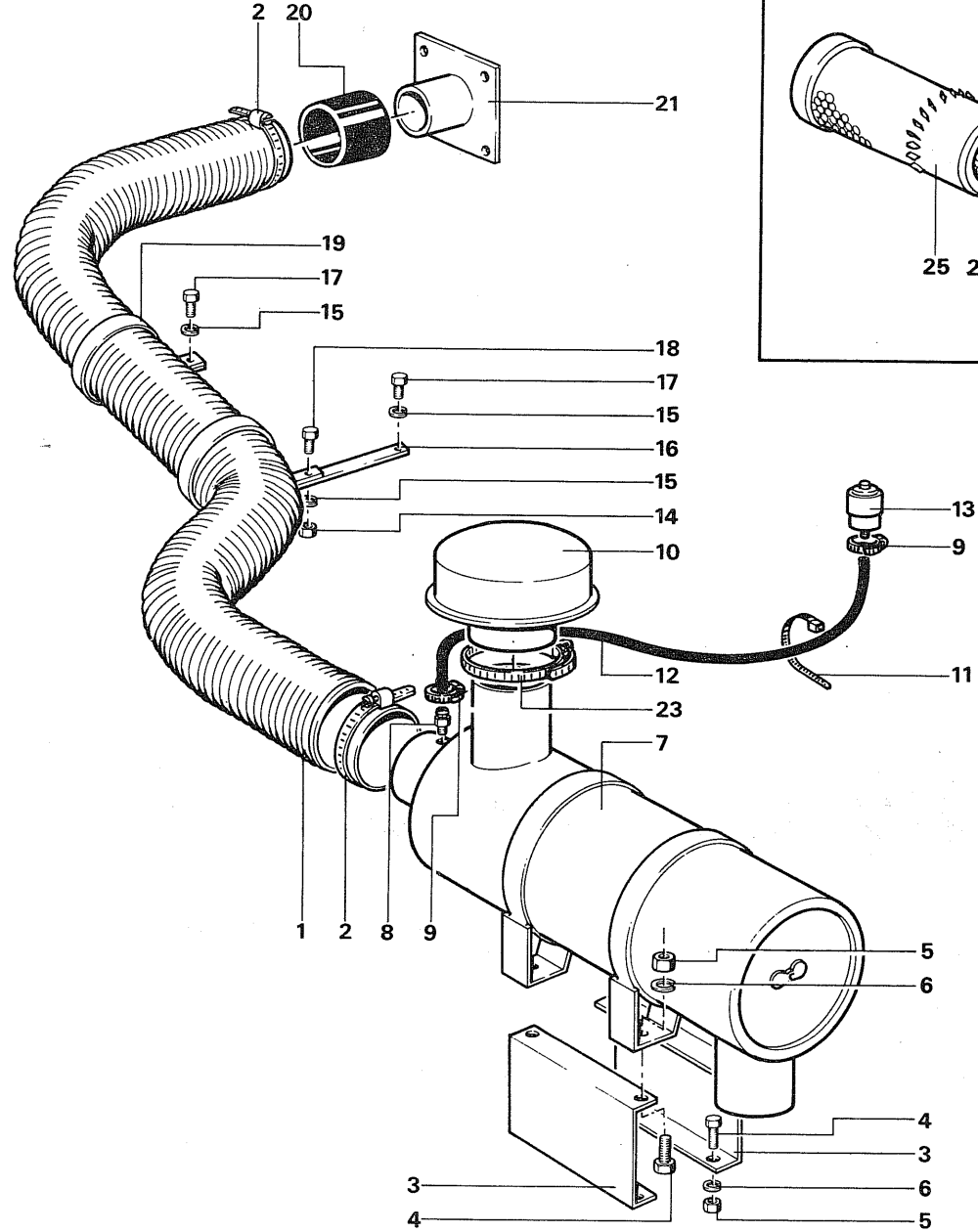
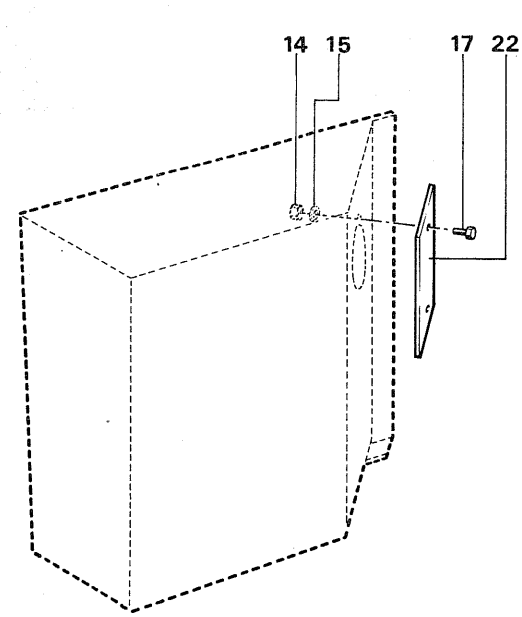
**FATTO**

FIG.	RIFERIMENTO	MODIF.	DENOMINAZIONE	DENOMINATION	Qty.
1	103.27.5170	✓	Tubo aspirazione	Pipe	1
2	49.0720	✓	Raccordo 1/2"	Straight 1/2"	1
3	49.0571	✓	Guarnizione	Gasket	13
4	50.0227	✓	Tappo	Cap	2
5	13.0211	✓	Anello OR	O-ring	1
6	206.11.0002	✓	Coperchio	Cover	1
7	24.0004	✓	Rosetta elastica	Spring washer	18
8	19.0010	✓	Vite	Screw	4
9	49.0869	✓	Tappo	Cap	1
10	50.0212	✓	Filtro	Filter	1
11	206.11.0001	✓	Serbatoio	Hydraulic tank	1
12	50.0226	✓	Tappo	Cap	1
13	50.0142	✓	Anello oetiker	Oetiker ring	2
14	19.0022	✓	Vite	Screw	2
15	103.08.4906	✓	Piastra	Plate	1
16	50.0215	✓	Distributore	Distributor	1
17	19.0480	✓	Vite	Screw	4
18	49.0889	✓	Raccordo 1/2"-18x1,5	Straight 1/2"-18x1,5	8
19	49.0551	✓	Guarnizione	Gasket	8
20	49.0307	✓	Attacco rapido C.	C.rapid connection	8
21	49.0917	✓	Vite cava	Mollow screw	2
22	103.11.4907	✓	Coperchio	Cover	1
23	19.0405	✓	Vite	Screw	6
24	103.27.5171	✓	Tubo mandata	Pipe	1
25	19.0146	✓	Vite	Screw	4
26	103.10.5174	✓	Piastra	Plate	1
27	13.0148	✓	Anello OR	O-ring	1
28	103.27.5169	✓	Tubo	Pipe	1
29	13.0104	✓	Anello OR	O-ring	1
30	49.0553	✓	Guarnizione	Gasket	2
31	50.0157	✓	Raccordo 22-5/8	Straight 22-5/8	1
32	50.0009	✓	Vite cava	Mollow screw	1
33	103.28.5175	✓	Tubo	Pipe	1
34	19.0003	✓	Dado	Nut	4
35	24.0002	✓	Rosetta elastica	Spring washer	4
36	24.0005	✓	Rosetta piana	Washer	4

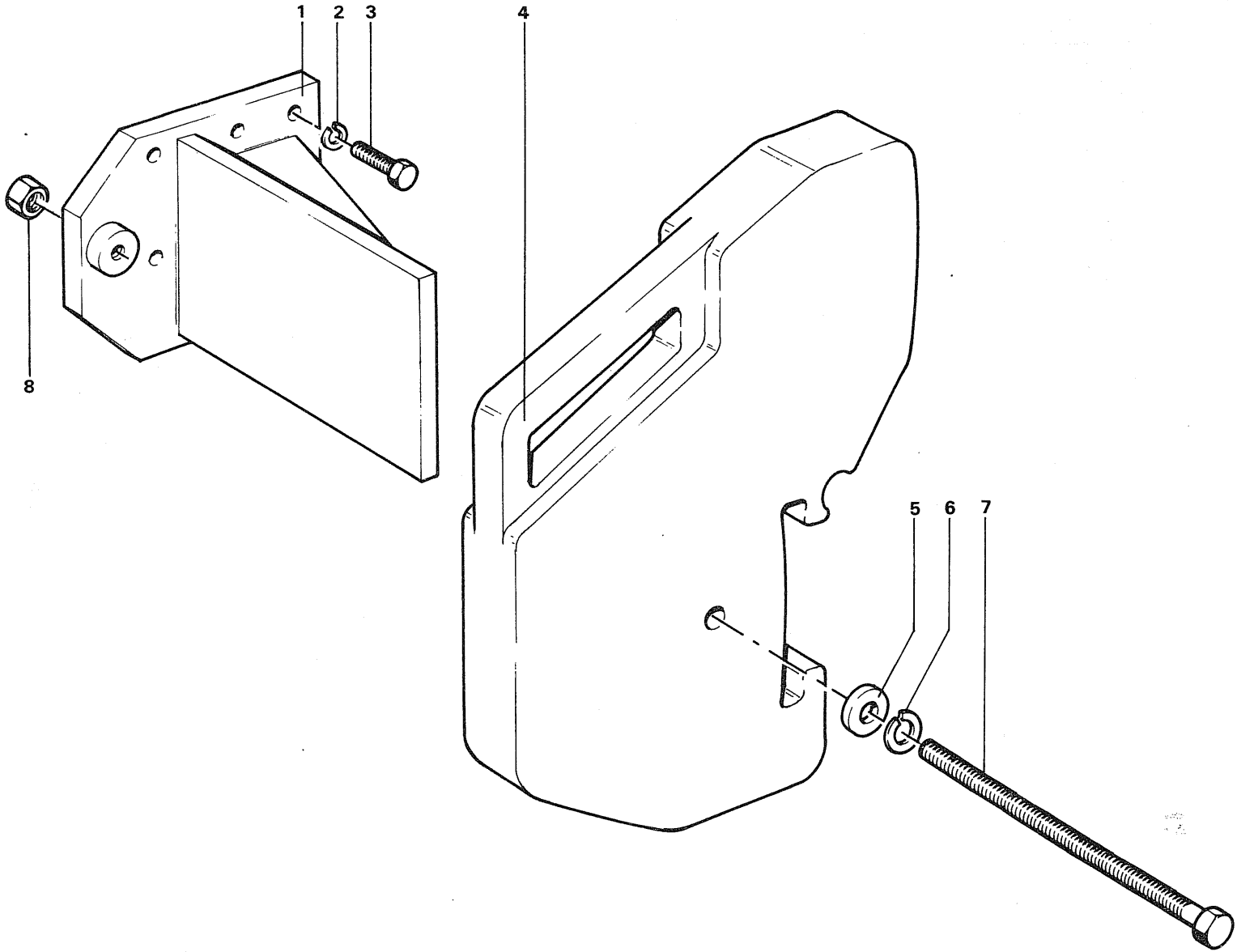
DW disegno esploso - Fori tel. 723000







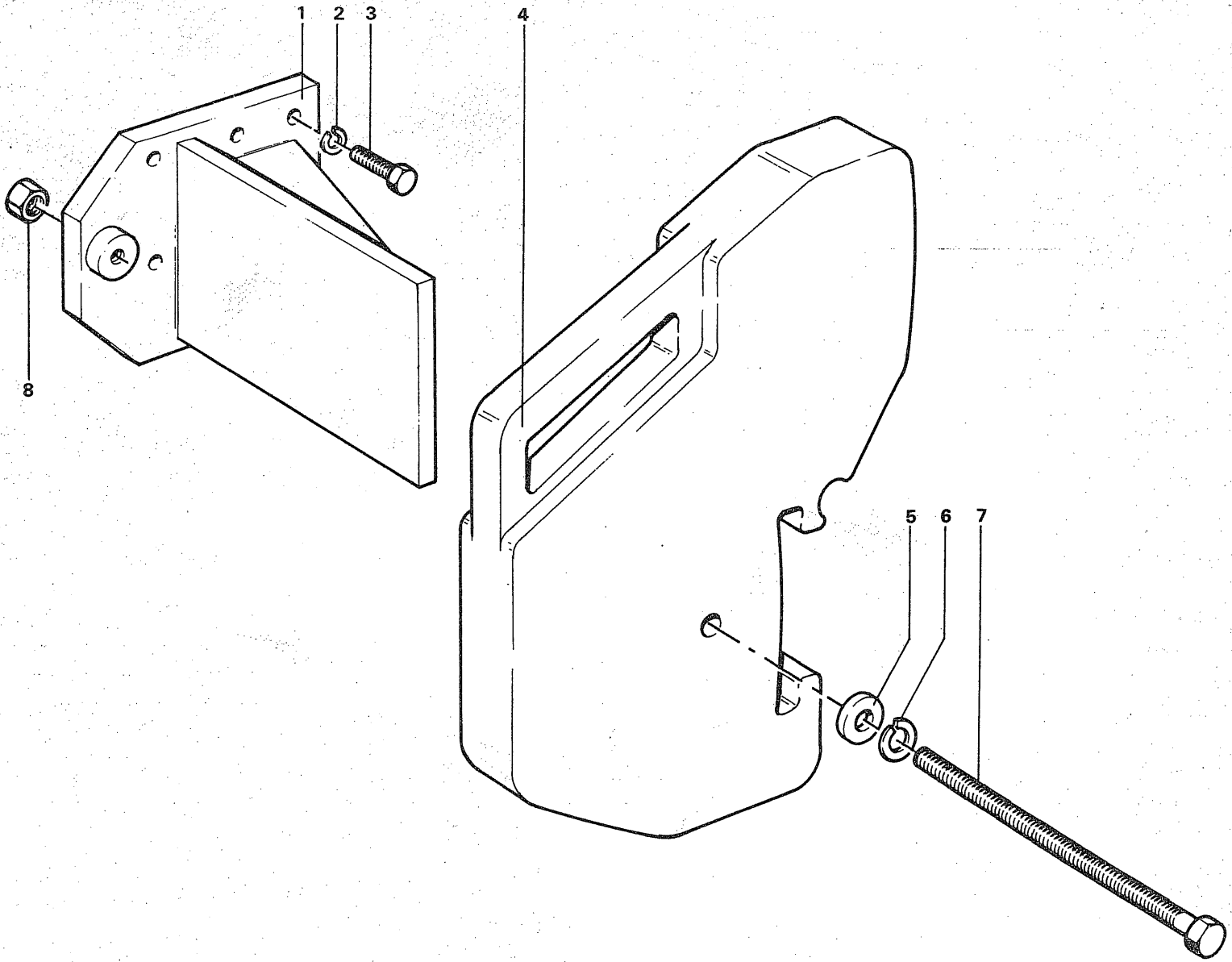






TAV 32

ITMA 700







MODIFICHE - MODIFICATIONS - MODIFICACIONES

ITMA 600

foglio n°1

Tavola n Table n Table n Quadro n	Figura n Figure n Figure n Figura n	Indice di modifica Index modifications Indice de modification Indice de modificacion	Vecchio riferimento Old reference Ancienne reference Antigua referencia	Nuovo riferimento New reference Nouvelle reference Nueva referencia	Dalla matricola Introduced from serial Introduite du n de matricule Introducida de la matricula n
15	1	1	4294	103.4370.11	5530226
15	2	1	4295	103.4371.11	5530226
24	9	1	4289	103.4446.01	5530226
2	1	1	4165	103.01.4603	6000055
2	13	1	4141	203.01.4637	6000055
2	13	2	103.01.4637	103.01.4814	6000102
2	19	1	103.10.3314	103.08.4742	6000047
4	19	1	103.05.4102	103.05.4815	6000102
4	20	1	12.0148	12.0154	6000102
4	34	1		14.0066	6000102
4	35	1		14.0065	6000102
4	28	1	103.06.3291	103.06.4816	6000102
4	36	1		103.09.4817	6000102
4	37	1		103.09.4818	6000102
4	38	1		103.09.4819	6000102
11	35	1	19.0035	19.0251	
11	36	1	24.0026		
24	5	1	102.25.3766	102.29.4797	6000104
24	22	1	49.0488	50.0182	6000087
24	23	1	19.0272	19.1457	6000087
24	35	1	103.10.4359	103.10.4642	6000060
24	36	1	103.10.4360	103.10.4643	6000060
24	37	1	103.11.4366	103.11.4640	6000060
24	38	1	103.11.4367	103.11.4641	6000060
24	45	1	103.10.3340	103.10.4635	6000060
24	46	1	103.10.3341	103.10.4636	6000060
24	56	1	103.10.4270	103.10.4644	6000060
24	57	1	103.10.4271	103.10.4645	6000060
24	65	1	102.10.4212	103.10.4754	6000091
24	66	1	102.10.4213	103.10.4755	6000094
25	1	1	103.11.3316	103.11.4813	6000094
25	3	1	103.08.3318	103.08.4800	6000102
25	5	1	103.08.3320	103.08.4799	6000102
12.1	49	1	003.56.3508	103.56.4871	6000102
2	13	3	103.01.4814	103.01.5044	6000104
6	16	1	49.0117	103.29.4972	6000100
6	6	1	103.01.3556	103.01.4929	6000104
11	6	1	102.18.2289	102.18.1934	6000104
21	23	1	103.02.3209	103.04.4885	6000107

Tavola n° Table n° Table n° Quadro n°	Figura n° Figure n° Figure n° Figura n°	Indice di modifica Index modifications Indice de modification Indice de modificacion	Vecchio riferimento Old reference Ancienne reference Antigua referencia	Nuovo riferimento New reference Nouvelle reference Nueva referencia	Dalla matricola Introduced from serial Introduite du n° de matricule Introducida de la matricula n°
15	1	1	4170	105.4453.11	7000031
15	2	1	4171	105.4545.1	7000031
24	9	1	4289	103.4446.01	7000031
2	1	1	4165	103.01.4603	7000091
2	13	1	4141	103.01.4637	7000091
2	13	2	103.01.4637	103.01.4814	7000157
2	19	1	103.10.3314	103.08.4742	7000091
4	19	1	103.05.4815	103.05.4815	7000157
4	20	1	12.0148	12.0154	7000157
4	34	1		14.0066	7000157
4	35	1		14.0065	7000157
4	28	1	103.06.3291	103.06.4816	7000157
4	36	1		103.09.4817	7000157
4	37	1		103.09.4818	7000157
4	38	1		103.09.4819	7000157
11	35	1	19.0035	19.0251	
11	36	1	24.0026		
15	7	1	105.11.3654	103.11.4638	7000091
17	5	1	19.0048	19.0175	7000146
17	20	1	19.0051	19.0137	7000146
17	27	1		19.0436	7000146
24	5	1	102.25.3766	102.29.4797	7000157
24	22	1	49.0488	50.0182	7000128
24	23	1	19.0272	29.1457	7000128
24	68	1		102.08.1942	7000157
24	69	1		103.29.4795	7000157
25	1	1	103.11.3315	103.11.4813	7000157
25	3	1	103.08.3318	103.08.4800	7000157
25	5	1	103.08.3320	103.08.4799	7000157
2	13	3	103.01.4814	103.01.5044	7000196
6	16	1	49.0117	103.29.4972	7000190
6	6	1	103.01.3556	103.01.4929	7000164
11	6	1	102.18.2289	102.18.1934	7000195
12.1	49	1	003.56.3508	103.56.4871	7000157
21	23	1	103.02.3209	103.04.4885	7000168