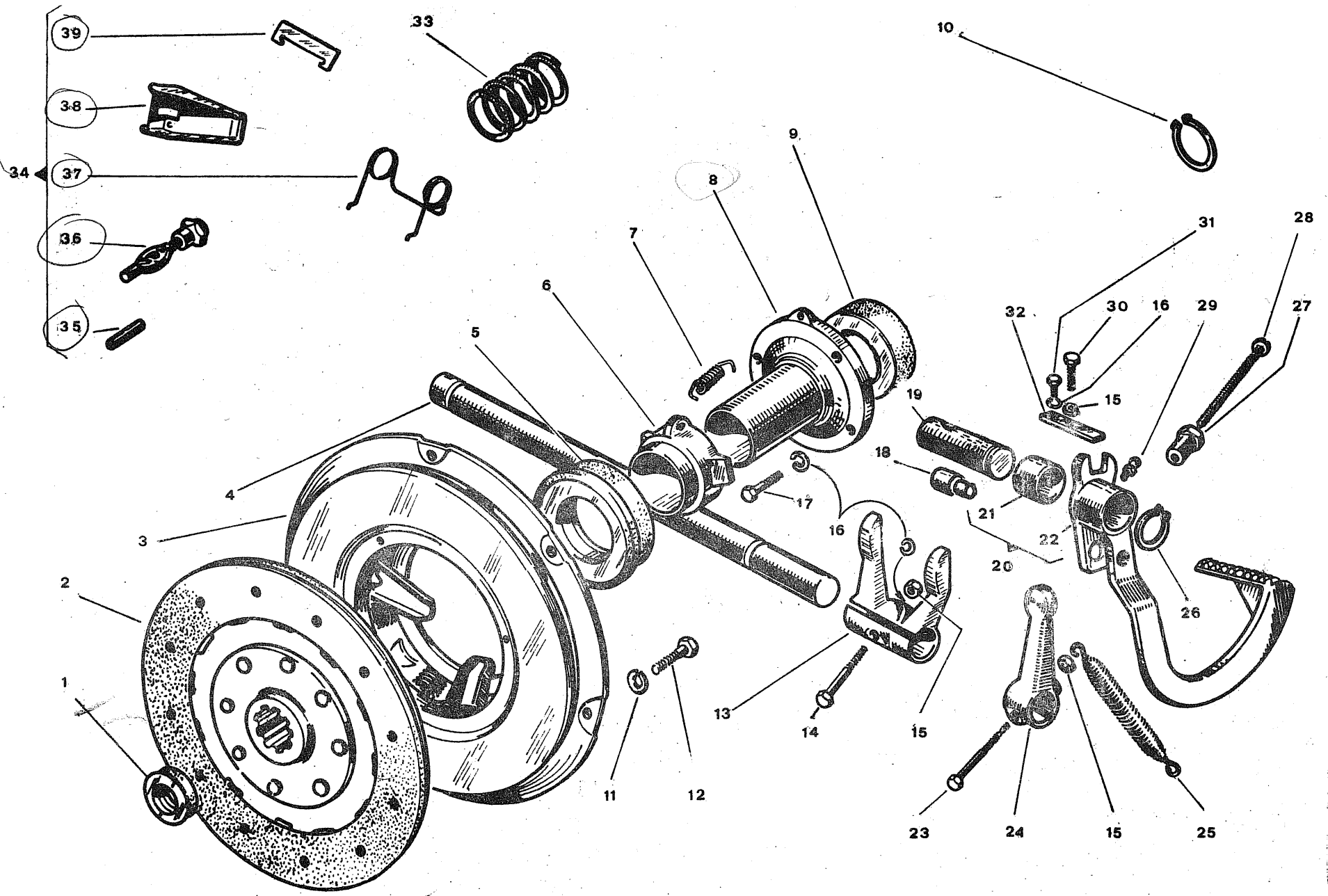


**PARTI DI RICAMBIO**  
**SPARE PARTS**  
**PIÈCES DÉTACHÉES**  
**PIEZAS DE REPUESTO**



FATTO

**Gruppo** 210 - FRIZIONE - CLUTCH  
**Sgr.** 211 - SPINGIDISCO - COMPLETE PRESSURE  
 212 - COMANDO - CONTROLS

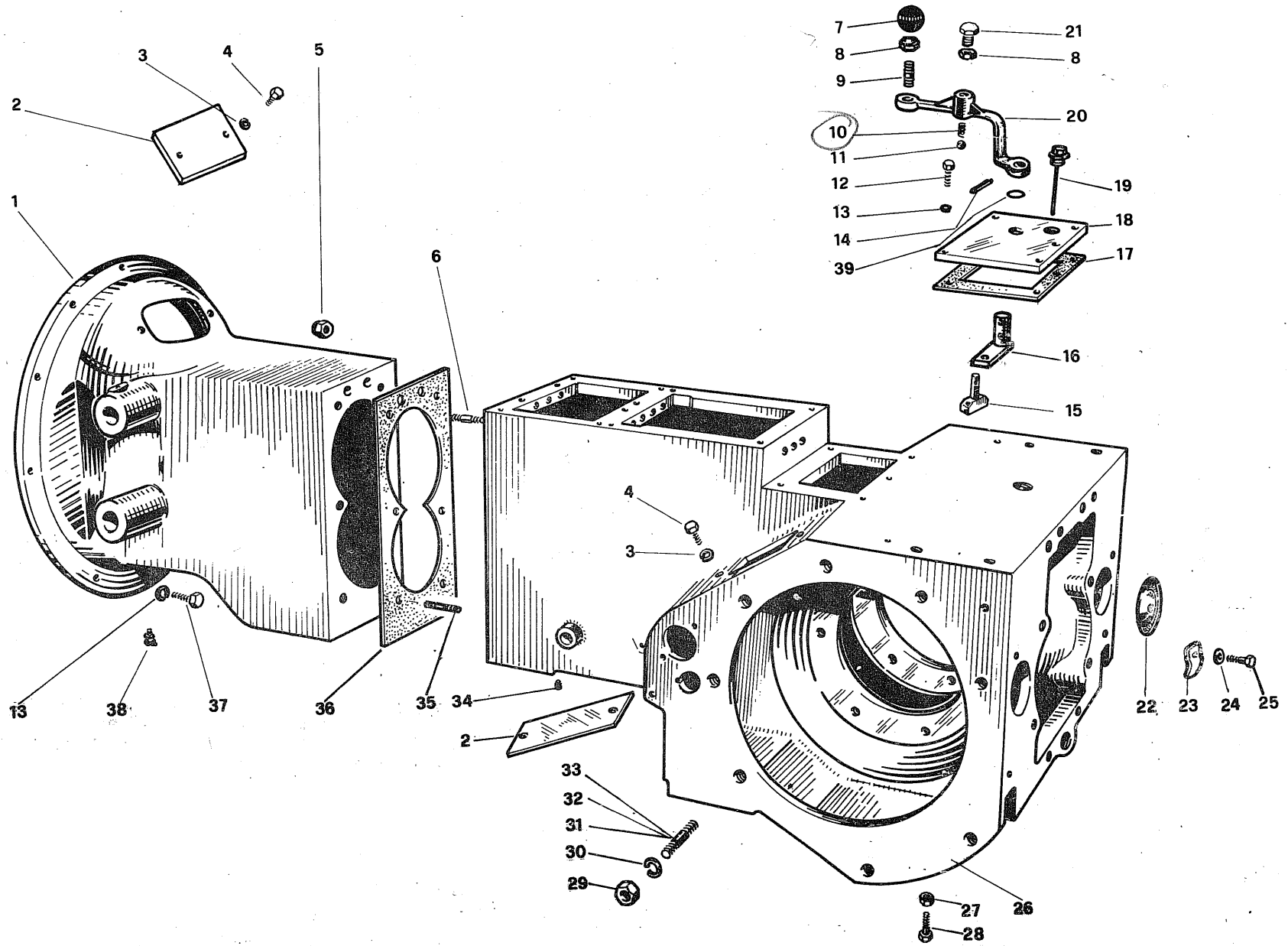
**ITMA 500**

**TAV. 1**

101.011.01

1979

FIG.	RIFERIMENTO	MODIF.	DENOMINAZIONE	DENOMINATION	Q
1	12.0124	✓	Cuscinetto	Bearing	1
2	101.56.0623	✓	Disco	Clutch driven plate	1
3	101.56.0624	✓	Frizione	Clutch	1
4	101.06.1550	✓	Asse	Rod	1
5	12.0002	•	Cuscinetto	Bearing	1
6	101.56.0233	✓	Manicotto	Sleeve	1
7	100.18.0301	✓	Molla	Spring	1
8	<del>101.48.0312</del> ✓	✓	Supporto manicotto	Sleeve support	1 ✓ 101.01 1979
9	12.0123	•	Cuscinetto	Bearing	1
10	14.0008	•	Anello elastico	Elastic ring	2
11	24.0001	•	Rosetta elastica	Spring washer	6
12	19.0001	•	Vite	Screw	6
13	100.02.0011	✓	Forcella	Clevis	1
14	19.0130	•	Vite	Screw	1
15	19.0003	•	Dado	Nut	3
16	24.0002	•	Rosetta elastica	Spring washer	6
17	19.0008	•	Vite	Screw	4
18	102.06.1483	✓	Perno	Pin	1
19	102.06.3460	✓	Asse	Rod	1
20	48.0112	•	Pedale C 660764 ↗	Pedal with bush	1
21	102.16.1016	✓	Boccola	Bush	1
22	102.02.1480	✓	Pedale NFS 660764 ↗	Pedal	1
23	100.19.0155	✓	Vite	Screw	1
24	102.02.1479	✓	Leva	Lever	1
25	100.18.0302	✓	Molla	Spring	1
26	14.0002	•	Anello elastico	Elastic ring	1
27	102.20.1482	✓	Dado	Nut	1
28	19.0119	•	Vite	Screw	1
29	15.0004	•	Ingrassatore	Greager	1
30	19.0002	•	Vite	Screw	1
31	19.0040	•	Vite	Screw	1
32	102.08.1527	✓	Arresto	Spar	1
33	49.0237	✓	Molla	Spring	12
34	50.0007	✓	Serie revisione C	Overhaul kit	1
35	49.0239	✓ •	Perno NFS	Pin	3
36	49.0238	✓ •	Supporto NFS	Tie-rod	3
37	49.0240	✓ •	Molla NFS	Spring	3
38	49.0236	✓ •	Leva NFS	Lever	3
39	49.0241	✓ •	Piastrina NFS	Spar	3





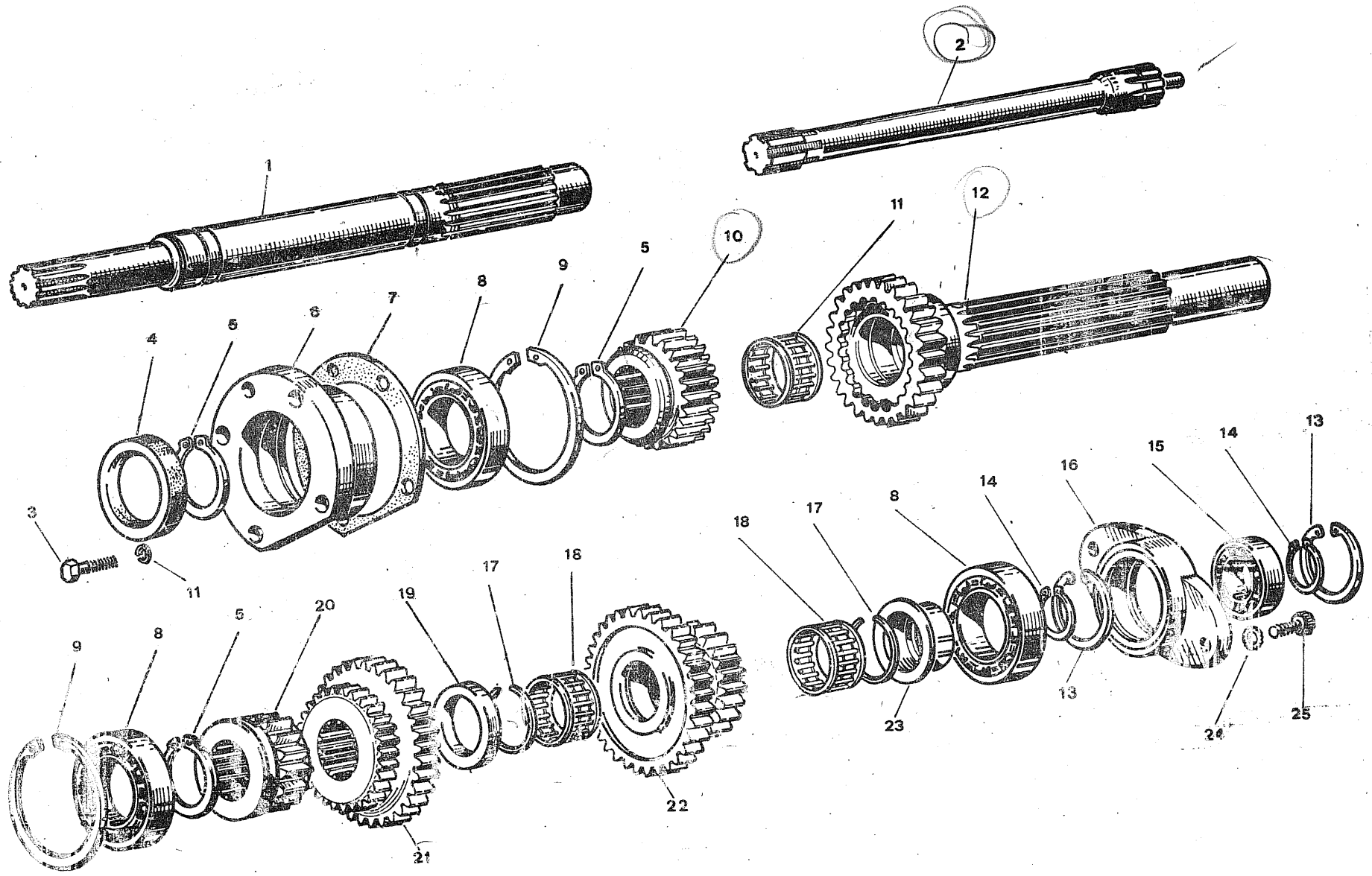
FATTO

**Gruppo** 220 - CAMBIO - GEARBOX  
**Sgr.** 221 - SCATOLA E CAMPANA  
 TRACTOR BODY AND BELL CONNECTION

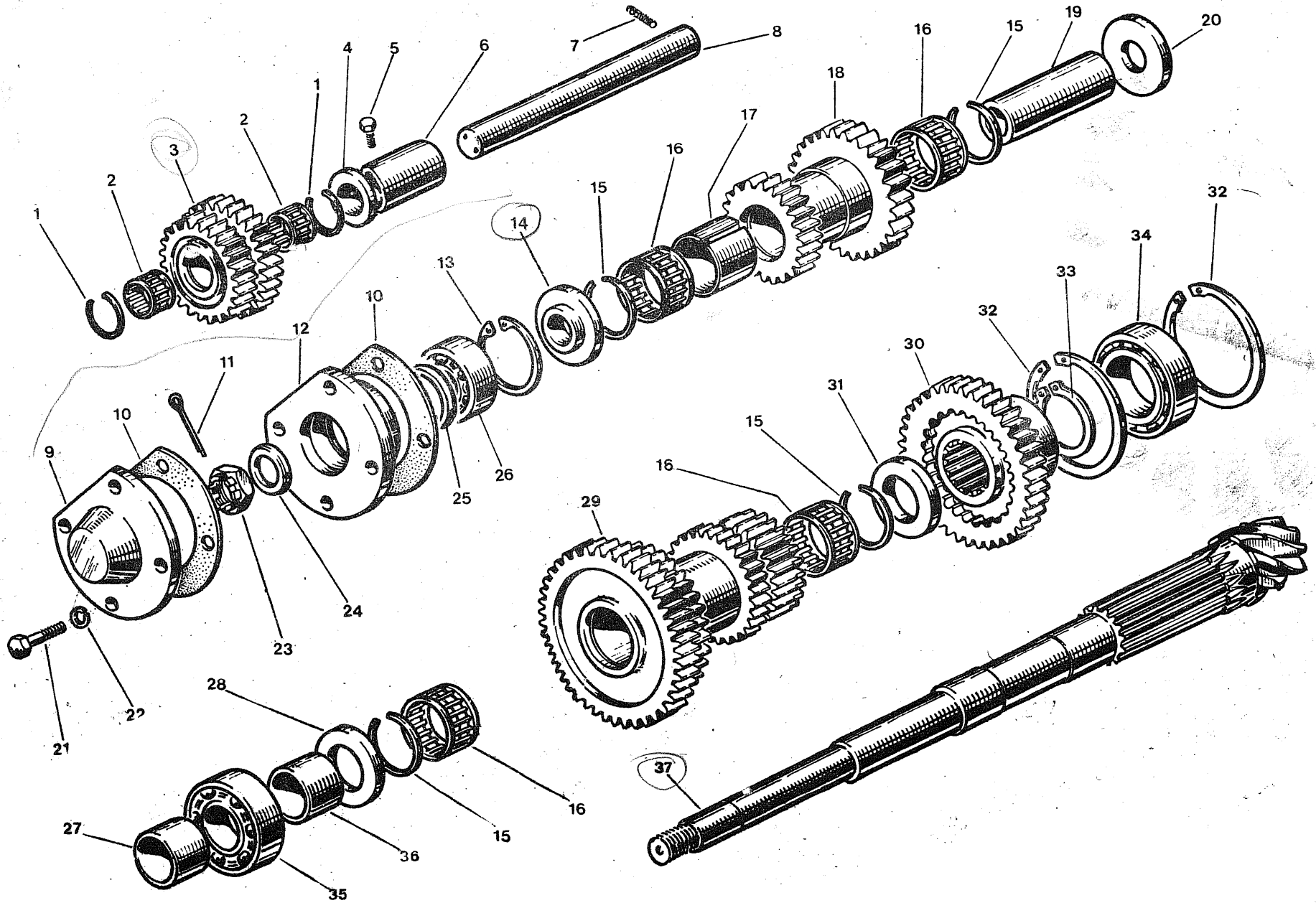
**ITMA 500**  
**TAV. 2**  
 101.021.01 1979

FIG.	RIFERIMENTO	MODIF.	DENOMINAZIONE	DENOMINATION	Q	
1	<del>101.01.3625</del>	✓	Campana 6612h3 ✓	Bell connection	1 ✓	203.01.1021
2	102.10.1486	✓	Coperchio	Cover	3	
3	24.0004	•	Rosetta elastica	Spring washer	6	
4	19.0010	•	Vite	Screw	6	
5	19.0155	•	Dado	Nut	6	
6	102.20.1457	✓	Prigioniero	Stud bolt	2	
7	49.0690	✓	Pomello	Knob	1	
8	19.0344	•	Dado	Nut	2	
9	102.19.2959	✓	Prigioniero	Stud bolt	1	
⑩	<del>102.18.2289</del>	✓	Molla	Spring ✓ 660306	1 ✓	102.18.1934
11	12.0008	•	Sfera	Ball	1	
12	19.0019	•	Vite	Screw	6	
13	24.0002	•	Rosetta elastica	Spring washer	18	
14	49.0010	•	Spina elastica	Pin	2	
15	100.08.0170	✓	Pattino	Slide	1	
16	101.11.4532	① ✓	Leva	Lever	1	
17	101.17.2202	✓	Guarnizione	Gasket	1	
18	101.11.3635	✓	Coperchio	Cover	1	
19	<del>101.55.4574</del>	✓	Tappo livello	Level rod ERAME	1	
20	101.02.4473	① ✓	Leva	Lever	1	
21	19.0013	•	Vite	Screw	1	
22	100.09.0088	✓	Coperchio	Cover	2	
23	102.08.3489	✓	Fermo	Lockplate	2	
24	24.0002	•	Rosetta elastica	Spring washer	2	
25	19.0019	•	Vite	Screw	2	
26	101.01.3158	✓	Scatola cambio	Tractor body	1	
27	19.0063	•	Dado	Nut	2	
28	19.0006	•	Vite	Screw	2	
29	19.0310	•	Dado	Nut	12	
30	24.0003	•	Rosetta elastica	Spring washer	12	
31	102.20.2945	✓	Prigioniero S	Stud bolt	12	
32	102.20.2946	✓	Prigioniero N=10"L=12	Stud bolt		
33	101.20.2947	✓	Prigioniero N	Stud bolt	2	
34	19.0221	•	Grano	Dower	2	
35	101.19.1019	✓	Prigioniero	Stud bolt	4	
36	001.17.1002	✓	Guarnizione	Gasket	1	
37	19.0008	•	Vite	Screw	11	
38	15.0008	•	Ingrassatore	Fitting	2	
39	13.0045	① ✓	O.R.	O.R.	1	

505







**FATTO**

**Gruppo** 220 - CAMBIO - GEARBOX  
**Sgr.** 224 - ALBERO SECONDARIO - DRIVEN SHAFT  
 225 - ALBERO R.M. - REVERSE GEAR ROD

**ITMA 500**

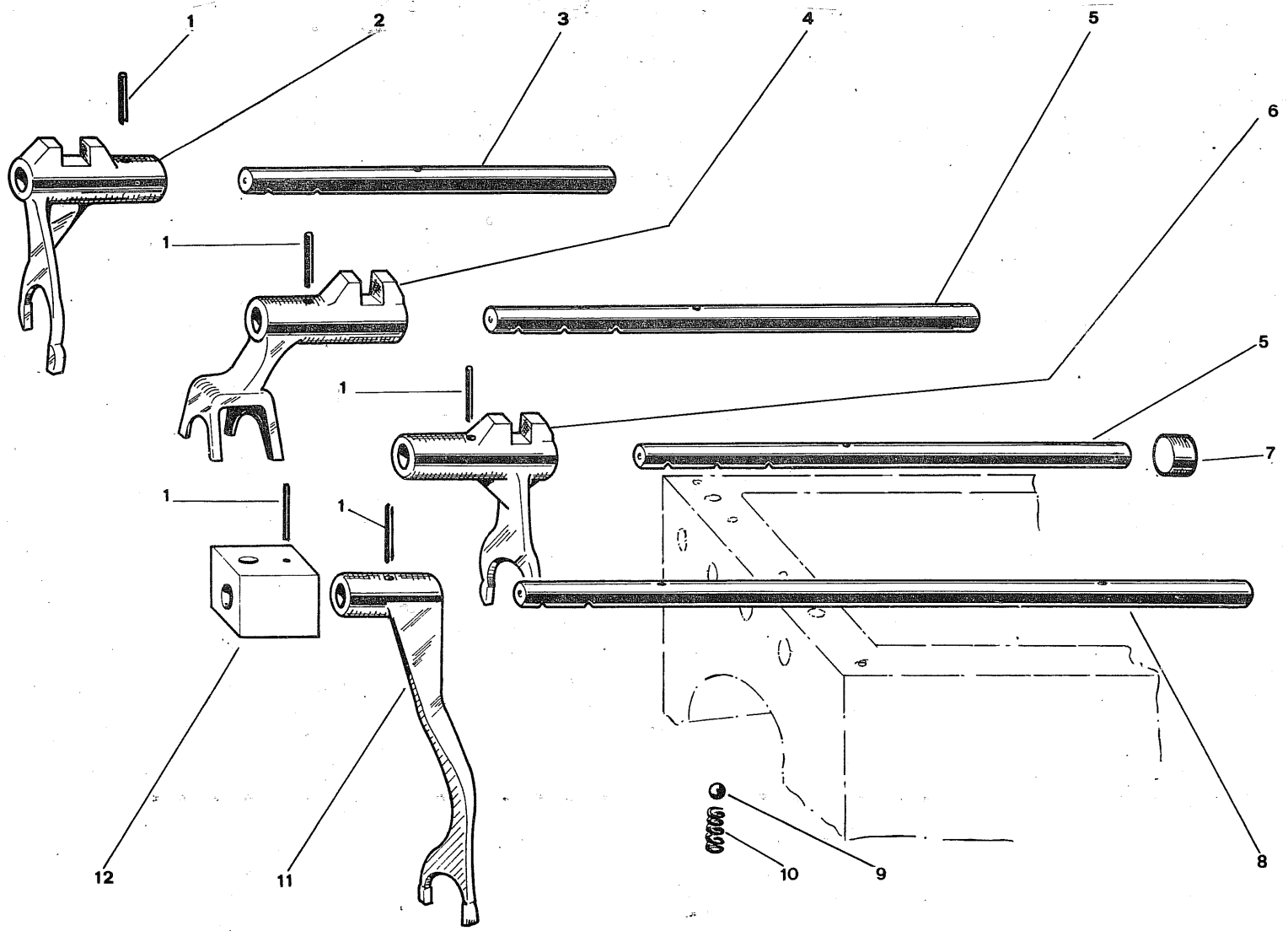
**TAV. 4**

101.041.01

1979

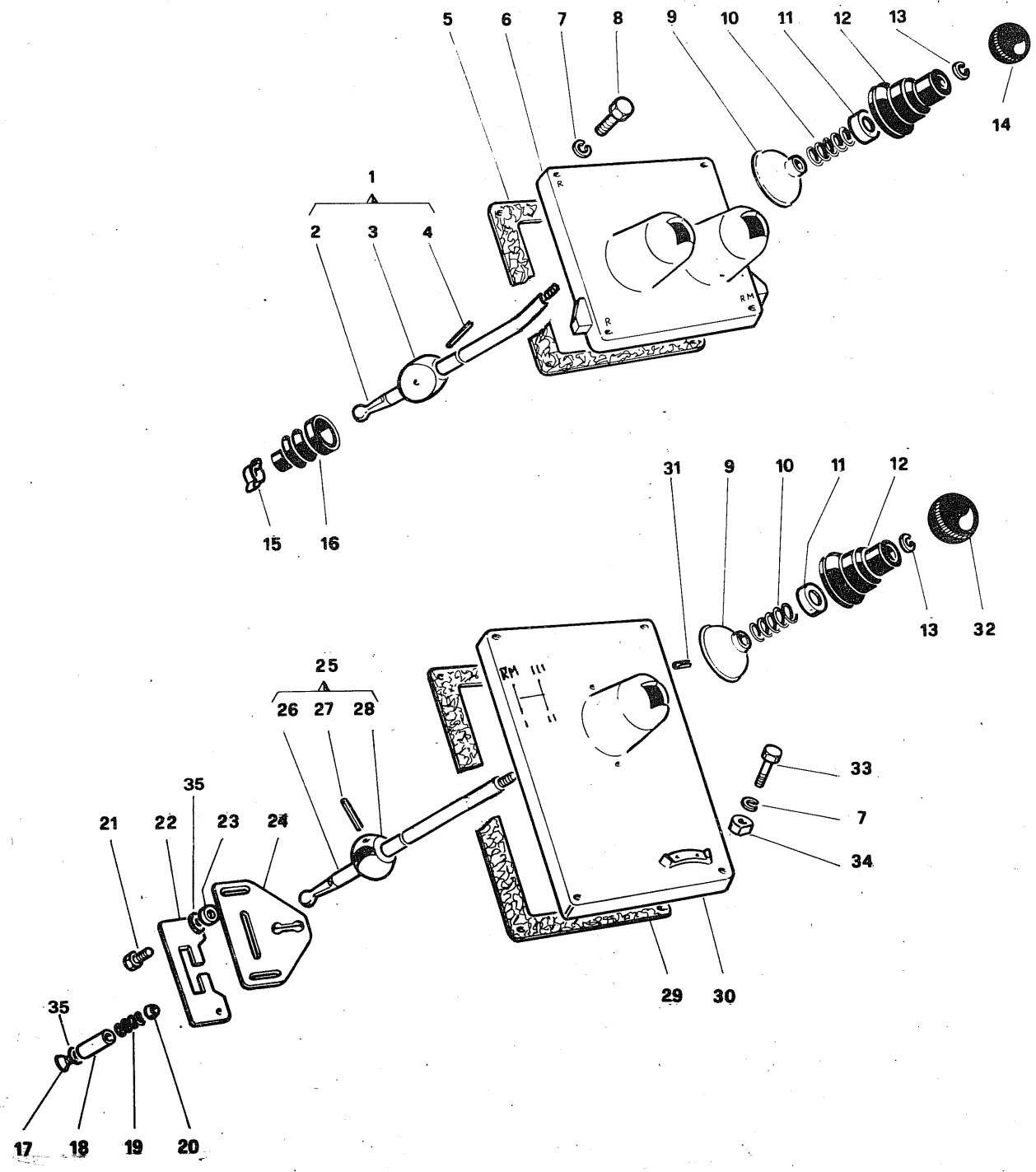
FIG.	RIFERIMENTO	MODIF.	DENOMINAZIONE	DENOMINATION	Q
1	12.0028	•	Anello di fermo	Elastic ring	2
2	12.0027	•	Gabbia a rullini	Roller casing	2
3	001.05.5603	✓	Ingranaggio	Gear	1
4	101.09.3034	✓	Anello di rasamento	Washer	1
5	19.0019	•	Vite	Screw	1
6	101.12.3033	✓	Distanziale	Spacer	1
7	19.0207	•	Grano	Dower	1
8	001.06.6003	✓	Asse	Gear rod	1
9	001.01.5303	✓	Coperchio	Cover	1
10	001.17.4903	✓	Guarnizione	Gasket	2
11	24.0026	•	Copiglia	Split-pin	1
12	101.01.3925	✓	Scatola	Bearing box	1
13	14.0003	•	Anello elastico	Elastic ring	1
14	101.06.3297	3297 ✓	Anello di rasamento	Washer	1
15	12.0040	•	Anello di fermo	Elastic ring	4
16	12.0039	•	Gabbia a rullini	Roller casing	4
17	001.12.4303	✓	Distanziale	Spacer	1
18	001.07.4103	✓	Ingranaggio	Gear	1
19	001.06.4003	✓	Boccola	Bush	1
20	001.06.3903	✓	Anello di rasamento	Washer	1
21	19.0075	•	Vite	Screw	4
22	24.0002	•	Rosetta elastica	Spring washer	4
23	19.0035	•	Dado	Nut	1
24	24.0012	•	Rosetta bisellata	Washer	1
25	101.12.3926	✓	Anello distanziale	Spacer	1
26	12.0026	•	Cuscinetto	Bearing	1
27	001.12.3803	✓	Distanziale	Spacer	1
28	001.06.3603	✓	Anello di rasamento	Washer	1
29	101.05.3200	✓	Ingranaggio	Gear	1
31	001.06.1903	✓	Anello di rasamento	Washer	1
30	101.05.2599	✓	Ingranaggio	Gear	1
32	14.0015	•	Anello elastico	Elastic ring	2
33	14.0008	•	Anello elastico	Elastic ring	1
34	12.0041	•	Cuscinetto	Bearing	1
35	12.0042	•	Cuscinetto	Bearing	1
36	101.12.4584	✓	Distanziale	Spacer	1
37	001.05.2603	✓	Albero	Gear rod	1

SOS



170





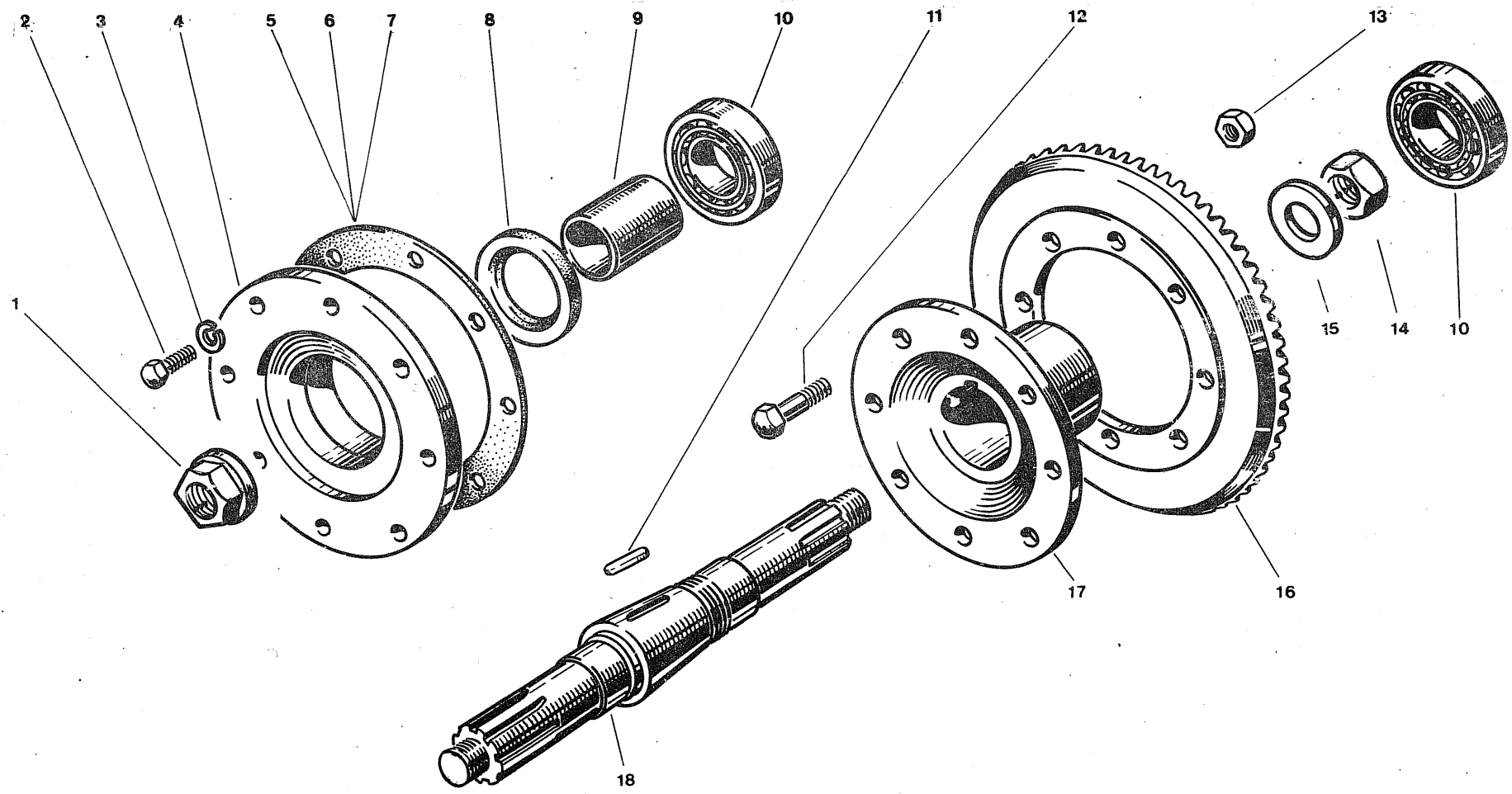


# FATTO

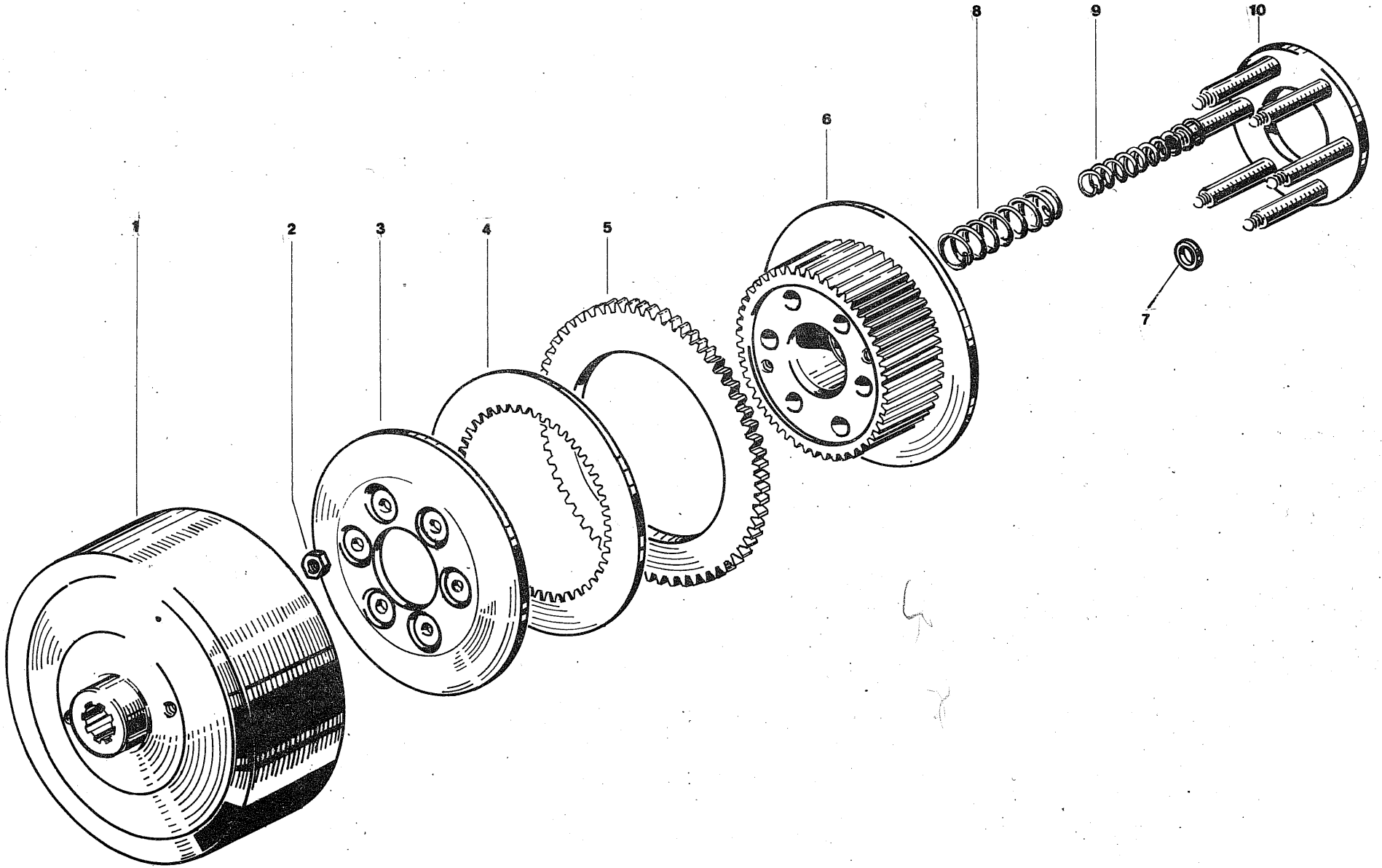
<b>Gruppo</b> 220 - CAMBIO - GEARBOX <b>Sgr.</b> 227 - COMANDI CAMBIO - GEARBOX CONTROLS 228 - COMANDO RIDUTTORE - REDUCER CONTROLS	<b>ITMA 500</b>  <b>TAV. 6</b>  101.061.01 <span style="float: right;">1979</span>
-------------------------------------------------------------------------------------------------------------------------------------------	------------------------------------------------------------------------------------------------

FIG.	RIFERIMENTO	MODIF.	DENOMINAZIONE	DENOMINATION	Q	
1	101.48.0251	✓	Leva completa	Complete reducer lever	1	
2	101.06.3538	✓	Leva riduttore	Reducer lever	2	
3	101.06.3565	✓	Distanziale	Spacer	2	
4	49.0727	•	Spina elastica	Spring pin	2	
5	101.17.4585	✓	Guarnizione	Gasket	1	
6	101.01.3582	✓	Coperchio	Cover	1	
7	24.0002	•	Rosetta elastica	Spring washer	8	
8	19.0130	•	Vite	Screw	7	
9	100.09.0101	✓	Scodellino	Lever cup	3	
10	100.18.0312	✓	Molla	Spring	3	
11	100.09.0102	✓	Scodellino	Spring cup	3	
12	200.29.8591	✓	Cuffia protezione	Rubber protection	3	
13	14.0026	•	Anello elastico	Elastic ring	3	
14	49.0690	•	Pomello	Handle	2	
15	50.0008	•	Collare ✓	Collar	3	
✓16	49.0117 ✓ <sup>DPL A982</sup>	✓	10329.1972 Cuffia protezione	Rubber protection	3	
17	19.0356	•	Vite	Screw	1	
18	102.12.3596	✓	Distanziale	Spacer	1	
19	100.18.0994	✓	Molla	Spring	1	
20	100.06.0218	✓	Pastiglia	Contact pellet	1	
21	19.0019	•	Vite	Screw	2	
22	001.09.4204	✓	Selettore	Selector plate	1	
23	102.12.3597	✓	Distanziale	Spacer	2	
24	001/09.0904	✓	Settore	Sector	1	
25	101.48.0201 ✓ <sup>1014</sup>	✓	Leva completa	Complete gearbox lever	1 ✓ 660223	
26	101.06.3232	✓	Leva cambio NFS	Gearbox lever	1	
27	49.0048	•	Spina elastica	Spring pin	1	
28	102.06.3236	✓	Sfera	Ball	1	
29	001.17.1802	✓	Guarnizione	Gasket	1	
30	001.01.1702	✓	Coperchio	Gearbox cover	1	
31	49.0202	•	Spina elastica	Spring pin	1	
32	49.0689	•	Pomello	Handle	1	
33	19.0064	•	Vite	Screw	1	
34	102.06.1182	✓	Fermo	Stop	1	
35	24.0005	•	Rosetta bisellata	Washer	3	

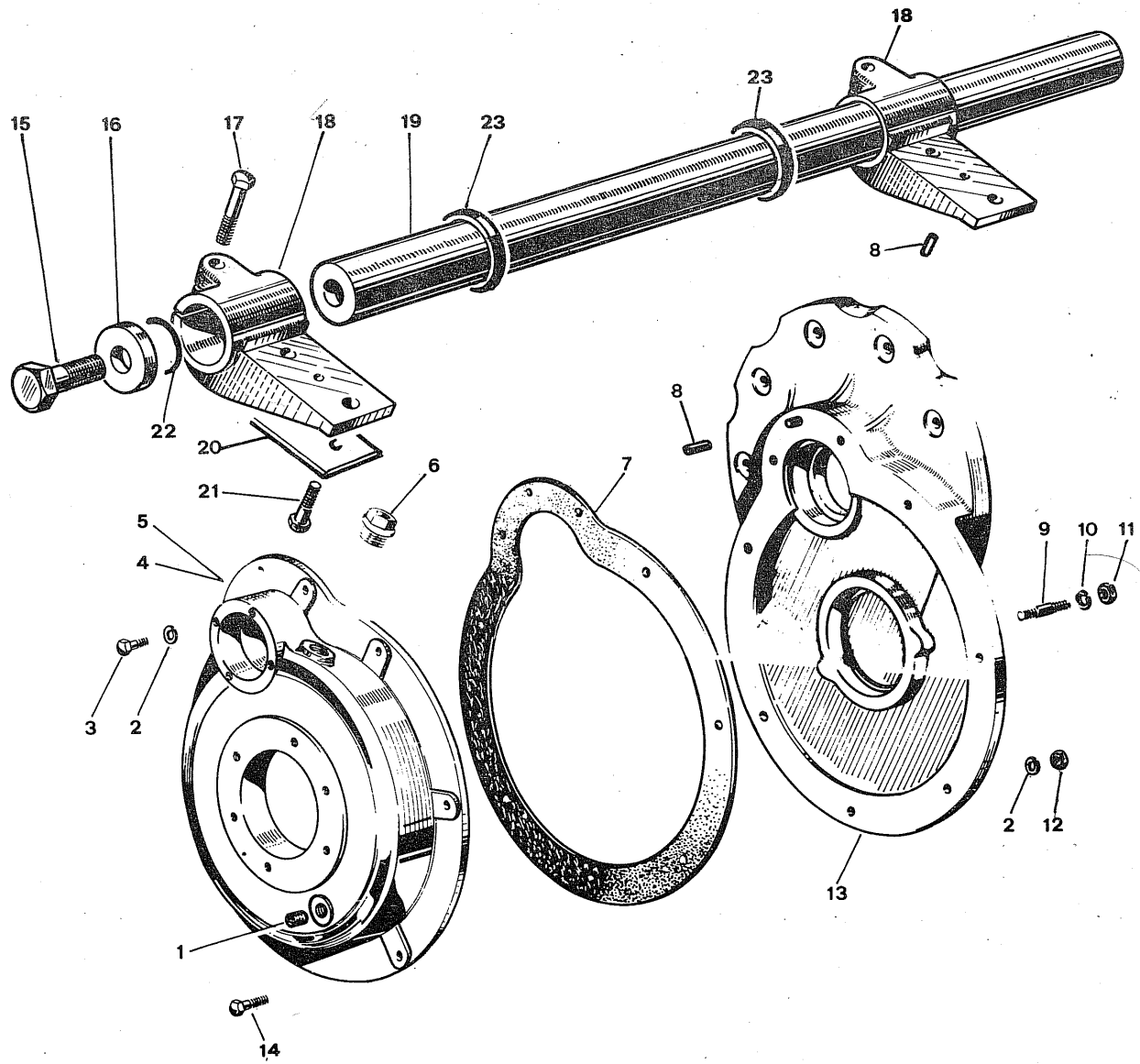












*FATTO*

**Gruppo** 230 -- PONTE POSTERIORE - REAR CASING

**ITMA 500**

**Sgr.** 233 - SCATOLA RIDUTTORE S - REDUCER BOX S

412 - SOSPENSIONE POST. - REAR SUSPENSION

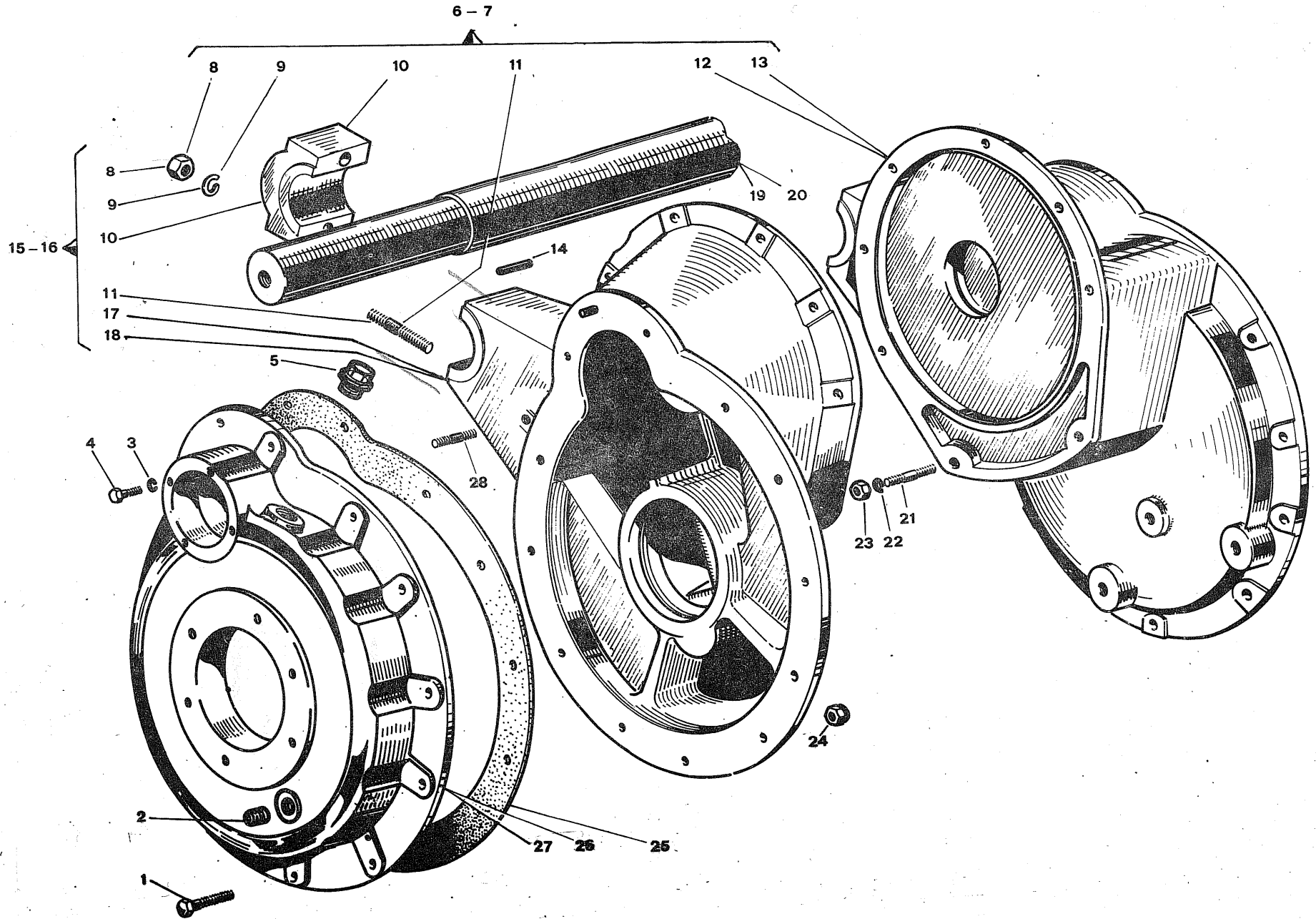
**TAV. 9**

101.091.01

1979

FIG.	RIFERIMENTO	MODIF.	DENOMINAZIONE	DENOMINATION	Q	
1	49.0121	•	Tappo	Cap	4	<i>nel subasse</i>
2	24.0001	•	Rosetta elastica	Spring washer	24	
3	19.0023	•	Vite	Screw	8	
4	101.02.2846	✓	Coperchio Ds.	Right cover	✓ 1	<i>101 02 4862 -</i>
5	101.02.2847	✓	Coperchio Sn.	Left cover	✓ 1	<i>101 02 4862 -</i>
6	100.20.1188	✓	Tappo	Cap	2	
7	100.17.0287	✓	Guarnizione	Gasket	2	
8	49.0521	•	Spina elastica	Spring pin	4	
9	102.20.2946	✓	Prigioniero	Stud Bolt	4	
10	24.0003	•	Rosetta elastica	Spring washer	4	
11	19.0310	•	Dado	Nut	4	
12	19.0028	•	Dado	Nut	16	
13	101.02.1727	✓	Scatola S	S Box	1	
14	19.0178	•	Vite	Screw	16	
15	19.0203	•	Vite	Screw	2	
16	101.06.4214	① ✓	Rondella	Washer	2	
17	19.0047	•	Vite	Screw	2	
18	101.02.4158	✓	Supporto	Support	2	
19	100.06.0063	✓	Barra S	S rod	1	
20	100.09.0572	✓	Fermo	Stop plate	2	
21	19.0052	•	Vite	Screw	4	
22	13.0177	① ✓	O.R.	O. ring	2	
23	13.0179	① ✓	Paraolio <del>500</del>	Seal	2	
			<i>Vern 500 vecchio 500 H. D. 100 gms</i>			

**GOS**



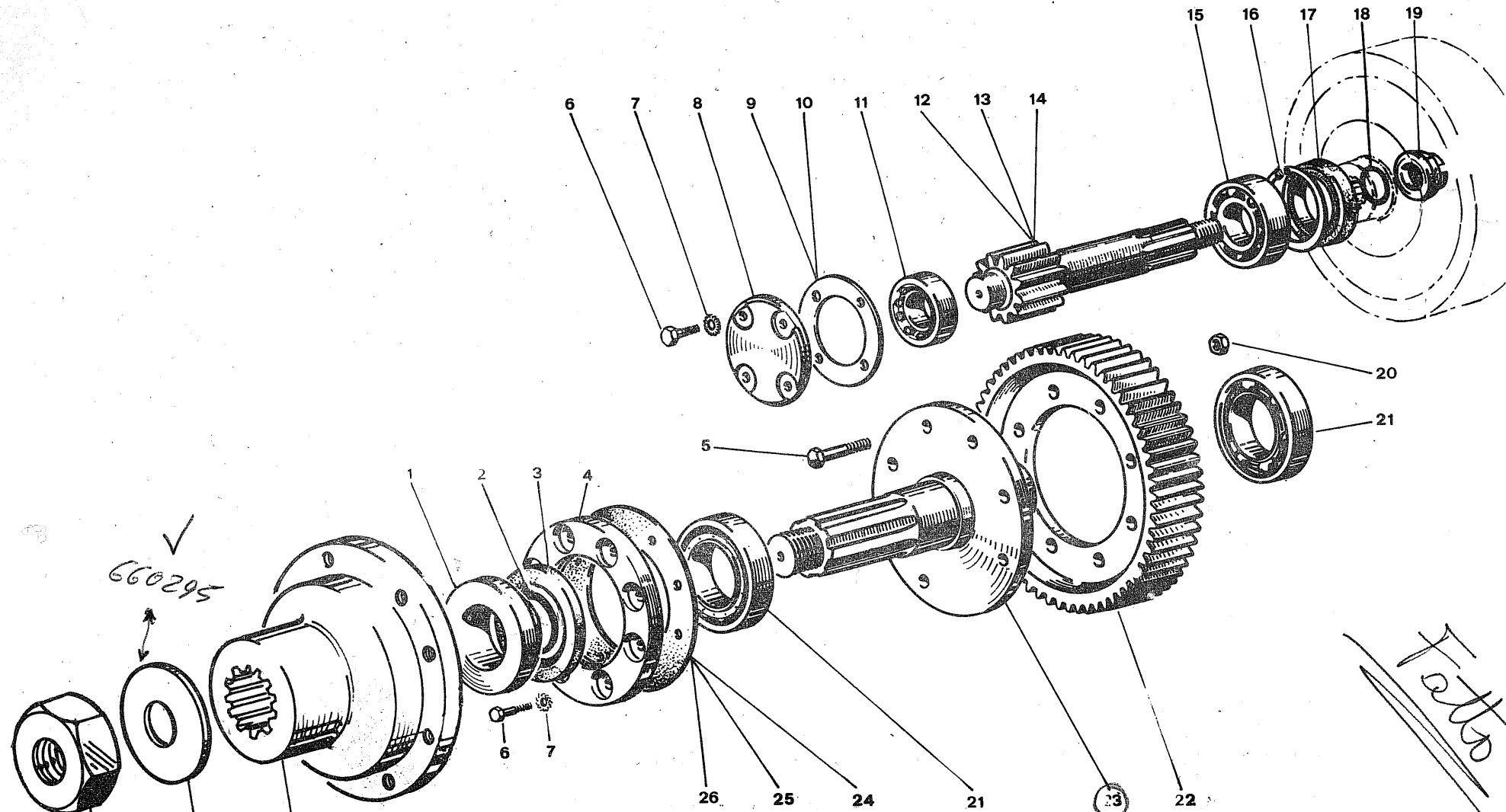


# FATTO

<b>Gruppo</b> 230 - PONTE POSTERIORE - REAR CASING <b>Sgr.</b> 410 - SOSPENSIONE - SUSPENSION 233 - SCATOLA RIDUTTORE - REDUCER BOX 412 - SOSPENSIONE POST. - REAR SUSPENSION	<b>ITMA 500</b>
	<b>TAV. 10</b> 101.101.01 1979

FIG.	RIFERIMENTO	MODIF.	DENOMINAZIONE	DENOMINATION	Q	
1	19.0178	●	Vite	Screw	16	
2	49.0121	●	Tappo	Cap	4	Annel Regulatore
3	24.0001	●	Rosetta elastica	Spring washer	24	
4	19.0023	●	Vite	Screw	8	
5	100.20.1188	✓	Tappo	Cap	2	
6	101.48.0126	✓	Scatola C Ds. L	C. L right box	1	
7	101.48.0124	✓	Scatola C Ds. N	C. N right box	1	
8	19.0068	●	Dado	Nut	4	
9	24.0028	●	Rosetta elastica	Spring washer	4	
10	100.01.0487	✓	Cappello	Locking cap	2	
11	101.20.1308	✓	Prigioniero	Stud bolt	4	
12	101.01.1643	✓	Scatola Ds. L NFS	L right box 660520	1	
13	101.01.1638	✓	Scatola Ds. N NFS	N tight box 660518	1	
14	49.0521	●	Spina elastica	Spring washer	2	
15	101.48.0127	✓	Scatola C Sn. L 660521	C. L left box	1	
16	101.48.0125	✓	Scatola C Sn. N 660519	C. N left box	1	
17	101.01.1644	✓	Scatola Sn. L NFS	L left box	1	
18	101.01.1639	✓	Scatola Sn. N NFS	N left box	1	
19	100.06.0490	✓	Barra L	L rod	1	
20	100.06.0064	✓	Barra N	N rod	1	
21	102.20.2946	✓	Prigioniero	Stud bolt	4	
22	24.0003	●	Rosetta elastica	Spring washer	4	
23	19.0310	●	Dado	Nut	4	
24	19.0028	●	Dado	Nut	4	
25	100.17.0287	✓	Guarnizione	Gasket	2	
26	101.02.2846	✓	Coperchio Ds.	Right cover	1	101 02 2846 ✓
27	101.02.2847	✓	Coperchio Sn.	Left cover	1	101 02 2847 ✓
28	101.20.2947	✓	Prigioniero N	N stud bolt	2	
	101061828	✓	BARRA V			660256 ✓





✓  
660295

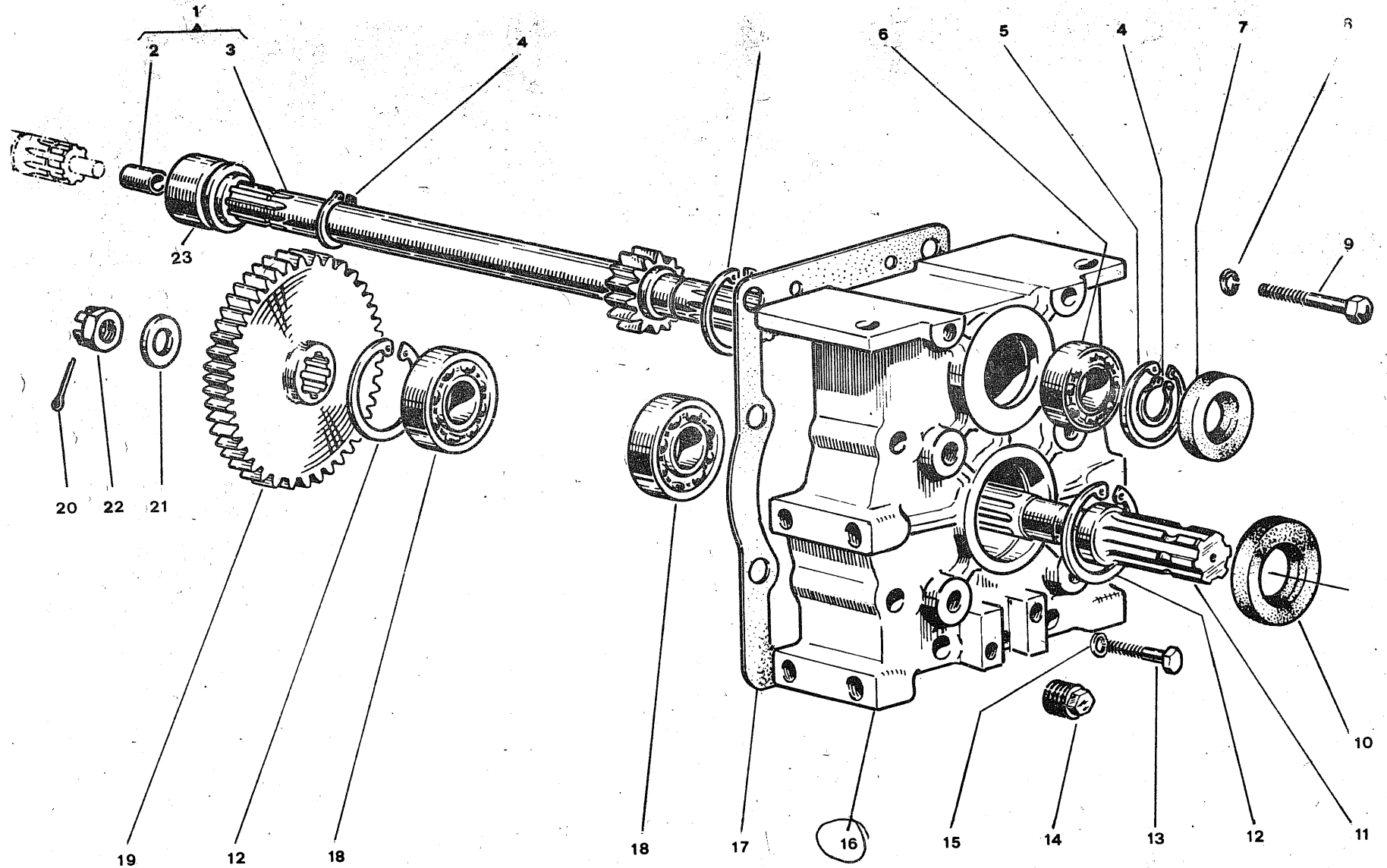
660442  
✓

101-05 4977 ✓  
660229  
✓

✓ ASE  
203-05-1070  
✓ 661244

*Fatto*





FATTO

Gruppo 240 - PRESA DI FORZA - P.T.O.

8gr. 241 - RUOTISMI - GEARS

ITMA 500

TAV. 12

101.121.01

1979

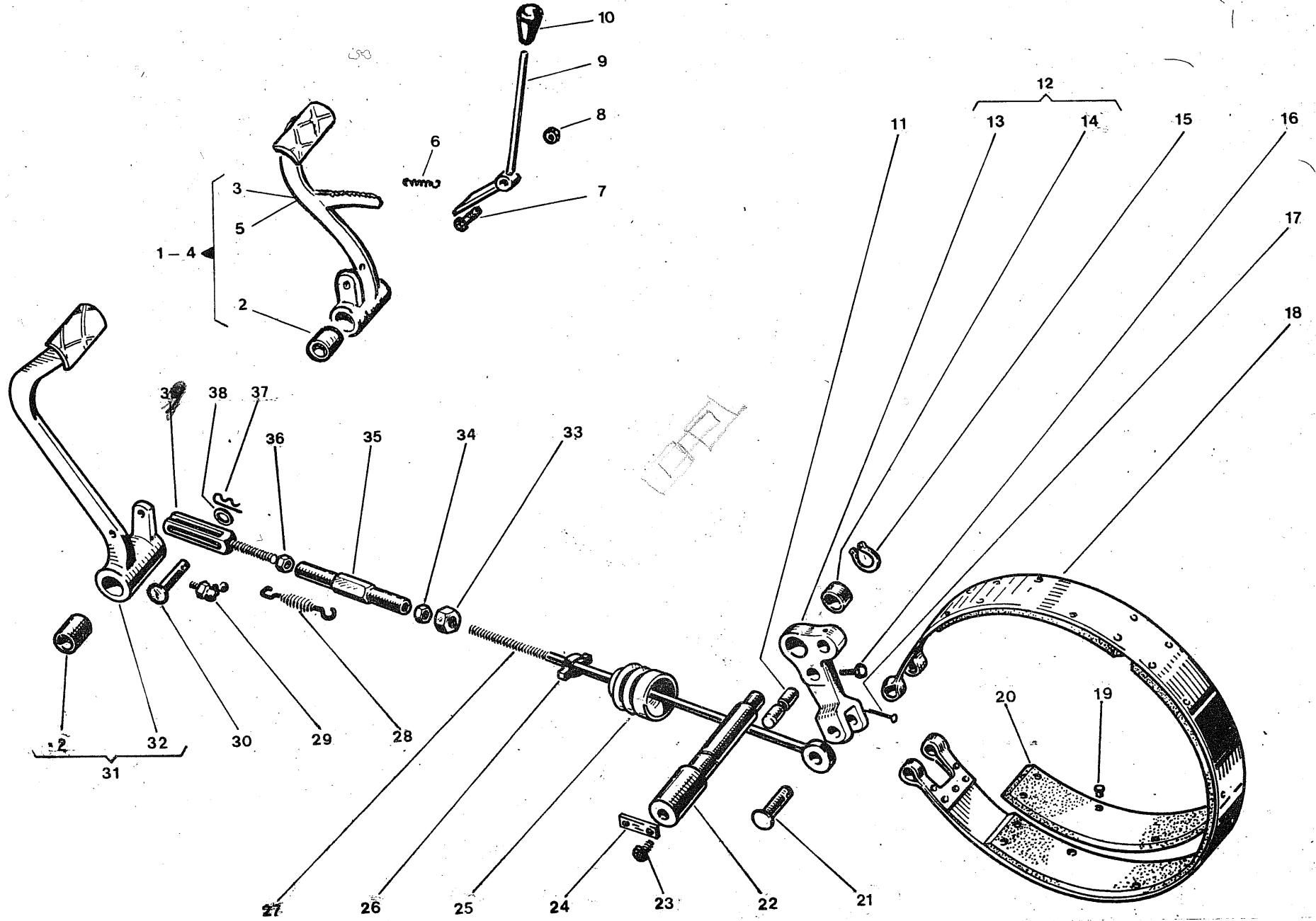
FIG.	RIFERIMENTO	MODIF.	DENOMINAZIONE	DENOMINATION	Q	
1	101.48.0130	✓	X Albero C <sup>651120</sup> <del>101484812</del> ✓	Complete PTO driving	1	✓ 660533 1014850230
2	102.16.1285	✓	Boccola <del>660694</del>	Bush	1	
3	001.05.0909	✓	X Albero NFS	PTO driving shaft	1	✓ NFS 10105499600
4	14.0006	•	Anello elastico	Elastic ring	2	
5	14.0003	•	Anello elastico	Elastic ring	2	
6	12.0034	•	X Cuscinetto <del>06200043</del>	Bearing	1	✓ 6200200 120025
7	13.0005	•	Anello di tenuta	Seal	1	
8	24.0014	•	Rosetta elastica	Spring washer	4	
9	19.0321	•	Vite	Screw	4	
10	13.0014	•	Anello di tenuta	Seal	1	
11	100.07.0072	✓	Albero	PTO driven shaft	1	
12	14.0013	•	Anello elastico	Elastic ring	2	
13	19.0322	•	Vite	Screw	4	
14	49.0121	•	Tappo	Cap	1	
15	24.0028	•	Rosetta elastica	Spring washer	4	
16	101.02.3049	✓	X Coperchio NFS	Cover	1	660220 101024810 00 ✓
17	101.17.3052	✓	Guarnizione	Gasket	1	
18	12.0053	•	Cuscinetto	Bearing	2	
19	100.05.0051	✓	X Ingranaggio <del>6508F4</del>	Gear	1	660231 10105499500 ✓
20	24.0026	•	Copiglia elastica	Spring pin	1	
21	24.0012	•	Rosetta elastica	Washer	1	
22	19.0035	•	Dado	Nut	1	
23	001.07.0809	✓	Manicotto	Coupling sleeve	1	

FINO

MODIFICO 500 750

Dopo MAT W ✓ 1014850230  
660533

505



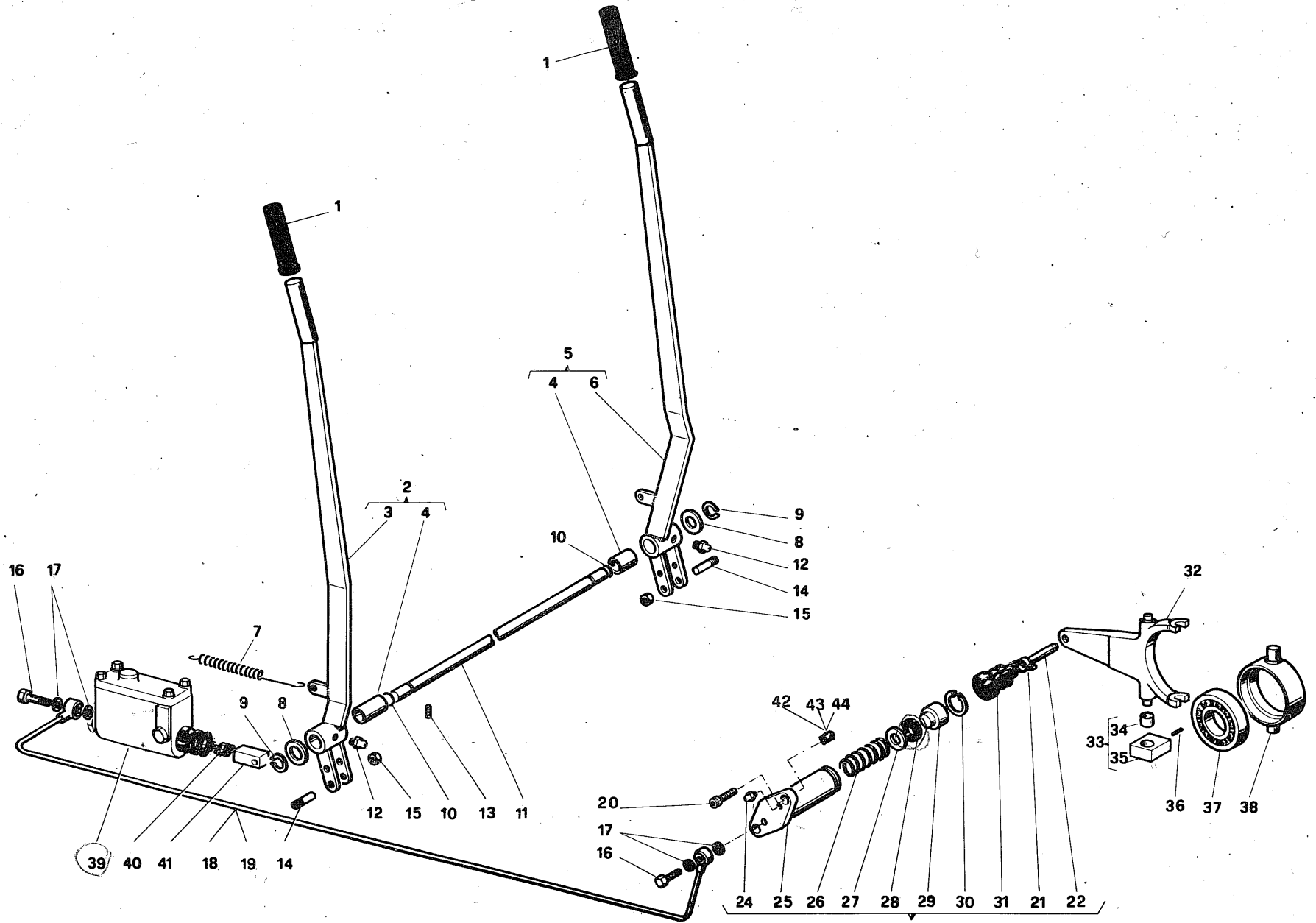
FATTO

**Gruppo** 310 - FRENI - BRAKES  
**Sgr.** 311 - FRENO A NASTRO - BAND BRAKE  
 312 - COMANDO A PEDALE - PEDAL CONTROL  
 313 - COMANDO A MANO - HAND CONTROL

**ITMA 500**  
**TAV. 13**  
 101.131.01 1979

FIG.	RIFERIMENTO	MODIF.	DENOMINAZIONE	DENOMINATION	Q	
1	101.48.0144	✓	Pedale Ds. "S" C	Complete right pedal	1	
2	102.16.1277	✓	Boccola 660693	Bush	4	660693
3	101.11.1647	✓	Pedale Ds. "S"	Right brake pedal	1	
4	101.48.0235	✓	Pedale Ds. "N e L" C	Complete right pedal	1	
5	101.11.3434	✓	Pedale Ds. "N e L"	Right brake pedal	1	
6	100.18.0304	✓	Molla	Spring	1	
7	19.0002	•	Vite	Screw	1	
8	19.0003	•	Dado	Nut	1	
9	102.11.1731	✓	Leva	Band lever	1	
10	49.0702	•	Pomello	Handle	1	
11	100.06.0469	✓	Perno	Pin	4	
12	101.48.0119	✓	Leva C 660514	Complete band lever	2	660514
13	101.02.1651	✓	Leva NFS ↑	Band lever	2	
14	101.16.1150	✓	Boccola	Bush	2	
15	14.0030	•	Anello elastico	Elastic ring	4	
16	19.0030	•	Vite	Screw	4	
17	24.0027	•	Copiglia	Split pin	2	
18	100.56.0579	✓	Nastro freno	Complete brake band	2	660188
19	49.0008	•	Chiodo	Rivet	42	
20	100.56.0441	✓	Ferodo	Brake band lining	6	
21	101.06.1611	✓	Perno	Pin	2	
22	101.06.3422	① ✓	Perno	Pin	2	
23	19.0159	•	Vite	Screw	4	
24	102.08.3421	✓	Piastrina	Stop	2	
25	49.0117	•	Cuffia	Rubber protection	2	
26	49.0230	•	Anello Oetiker	Oetiker ring	2	
27	101.04.1650	✓	Tirante 660224	Tie-rod	2	660224
28	100.18.0549	✓	Molla	Spring	2	
29	15.0008	•	Ingrassatore	Greager	2	
30	102.06.1525	✓	Perno	Pin	2	
31	101.48.0123	✓	Pedale Sn. "N e L" C	Complete left pedal	1	
32	101.11.1649	✓	Pedale Sn. "N e L" NFS	Left pedal	1	
33	19.0028	•	Dado	Nut	2	
34	19.0114	•	Dado	Nut	4	
35	49.0133	•	Manicotto	Sleeve	2	
36	19.029	•	Dado	Nut	2	
37	102.18.1620	✓	Copiglia	Pin	2	
38	24.0005	•	Rosetta bisellata	Washer	2	
X 39	100.06.0167	✓	Forcella	Clevis	2	
	10112 5252	✓	Distanza Cavo		2	
	10112 5260	✓	" " Winco		2	

S&S





FATTO

<b>Gruppo</b> 320 - STERZO - STTERING	<b>ITMA 500</b>
<b>Sgr.</b> 321 - LEVE - LEVERS 323 - MARTINETTO - JACK 324 - FORCELLA - FORK	
	<b>TAV. 14</b>
	101.141.01 1979

FIG.	RIFERIMENTO	MODIF.	DENOMINAZIONE	DENOMINATION	Q
1	49.0212	•	Impugnatura	Handle	2
2	101.48.0210	✓	Leva Sn. C •	Complete left lever	1
3	101.11.3322	✓	Leva Sn. •	Left lever	1
4	102.16.1016	✓	Boccola 660692	Bush	4
5	101.48.0209	✓	Leva Ds. C •	Complete right lever	1
6	101.11.3321	✓	Leva Ds. •	Right lever	1
7	101.18.1519	✓	Molla ??	Spring	2
8	103.09.3332	✓	Rondella	Washer	2
9	14.0002	•	Anello elastico	Elastic ring	2
10	13.0045	•	Anello O.R.	O-ring	2
11	101.06.1661	✓	Asse	Axle	1
12	15.0007	•	Ingrassatore	Greaser	2
13	19.0221	•	Vite	Screw	1
14	102.06.3017	✓	Perno	Pin	2
15	19.0344	•	Dado	Nut	2
16	49.0118	•	Raccordo	Hollow screw	4
17	49.0547	•	Guarnizione	Gasket	8
18	101.27.0164	✓	Tubo destro	Right pipe	1
19	101.27.0165	✓	Tubo sinistro	Left pipe	1
20	19.0080	•	Vite	Screw	4
21	49.0230	•	Collare	Oetiker ring	2
22	101.06.1181	✓	Puntone	Rifter	2
23	101.48.0014	✓	Martinetto C 660513	Coplete jack	2
24	49.0106	•	Spurgo	Bleeder screw	2
25	100.01.0610	✓	Cilindro NFS	Cylinder	2
26	100.18.0611	✓	Molla	Spring	2
27	100.09.0612	✓	Rondella	Washer	2
28	13.0041	•	Anello di tenuta	Oil seal	2
29	100.06.0614	✓	Pistone	Piston	2
30	14.0024	•	Anello elastico	Spring ring	2
31	49.0117	•	Cuffia	Rubber protection	2
32	001.02.4713	✓	Forcella	Fork	2
33	101.48.0244	✓	Supportino C 660527	Complete support	4
34	101.16.1658	✓	Boccola	Bush	4
35	101.08.3542	✓	Supportino 660281 NFS	Support	4
36	49.0770	•	Spina elastica	Spring pin	4
37	12.0111	•	Cuscinetto	Bearing	2
38	101.11.3665	✓	Manicotto	Sleeve	2
39	49.0609	•	Pompa C	Complete pump	2
40	49.0230	•	Collare	Oetiker ring	2
41	102.06.1784	✓	Registro	Ajustment	2
42	102.06.1182	✓	Distanziale SP.6	Spacer SP.6	4
43	102.06.4595	✓	Distanziale SP.8	Spacer SP.8	4
44	102.06.4596	✓	Distanziale SP.10	Spacer SP.10	4

GTOS

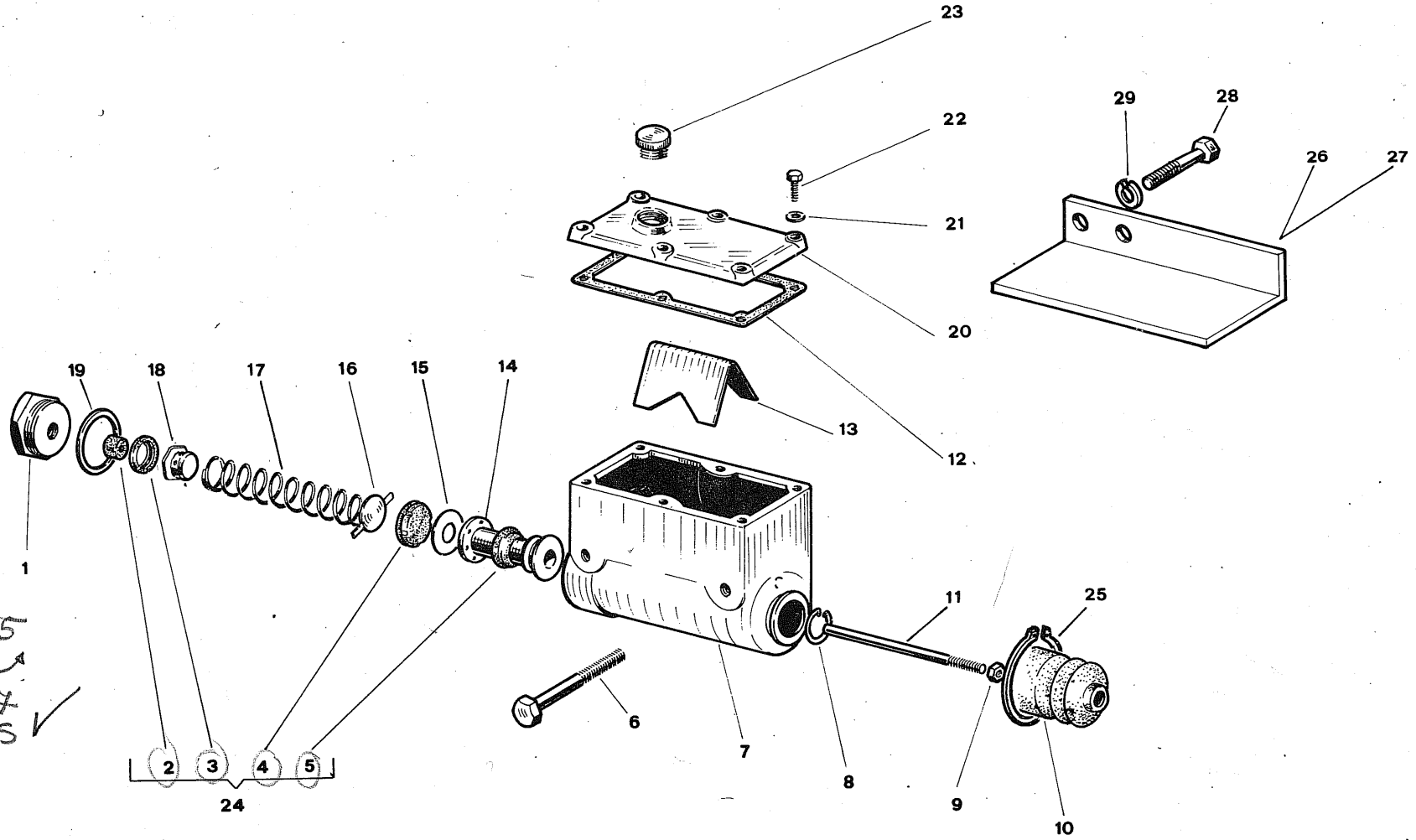
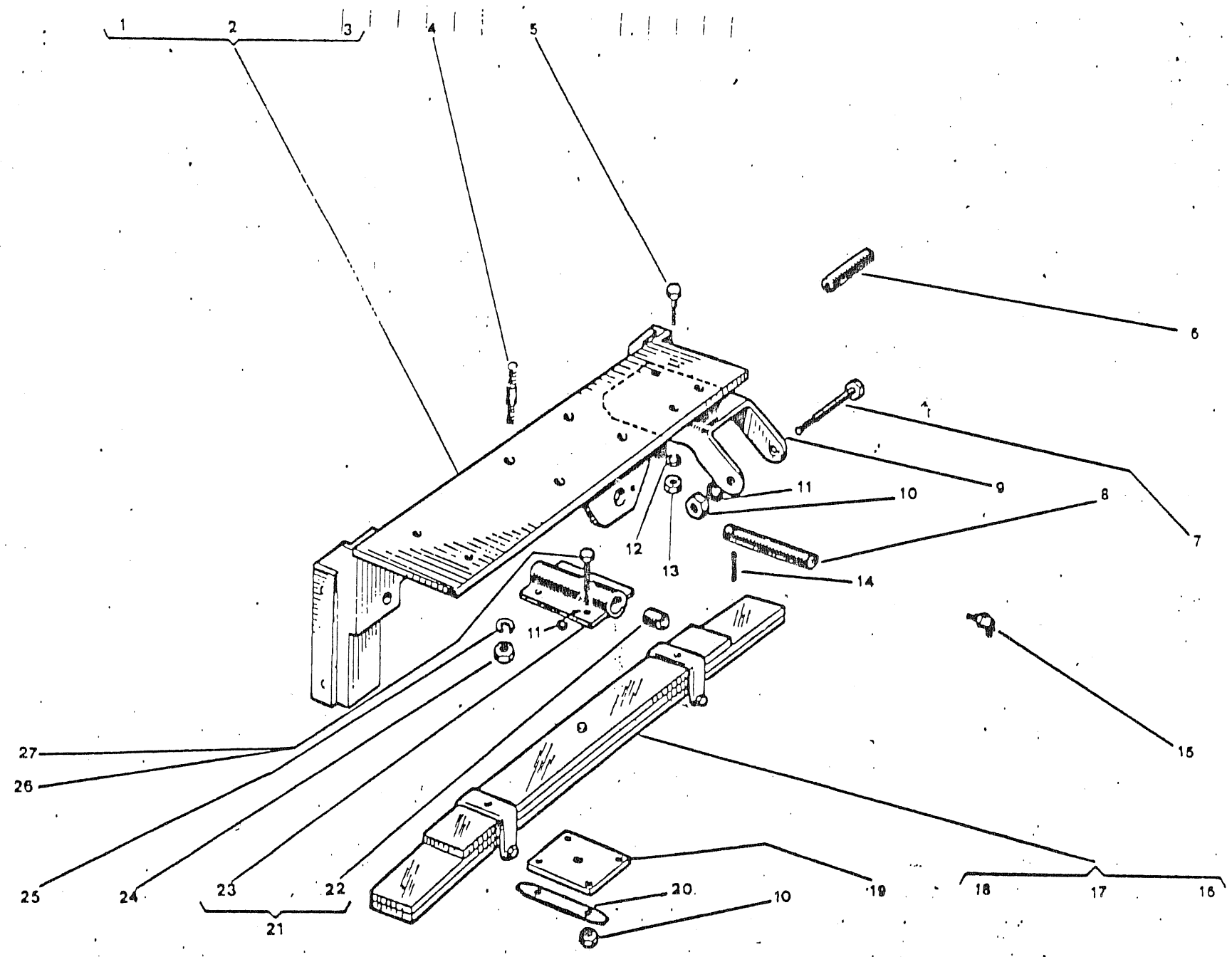
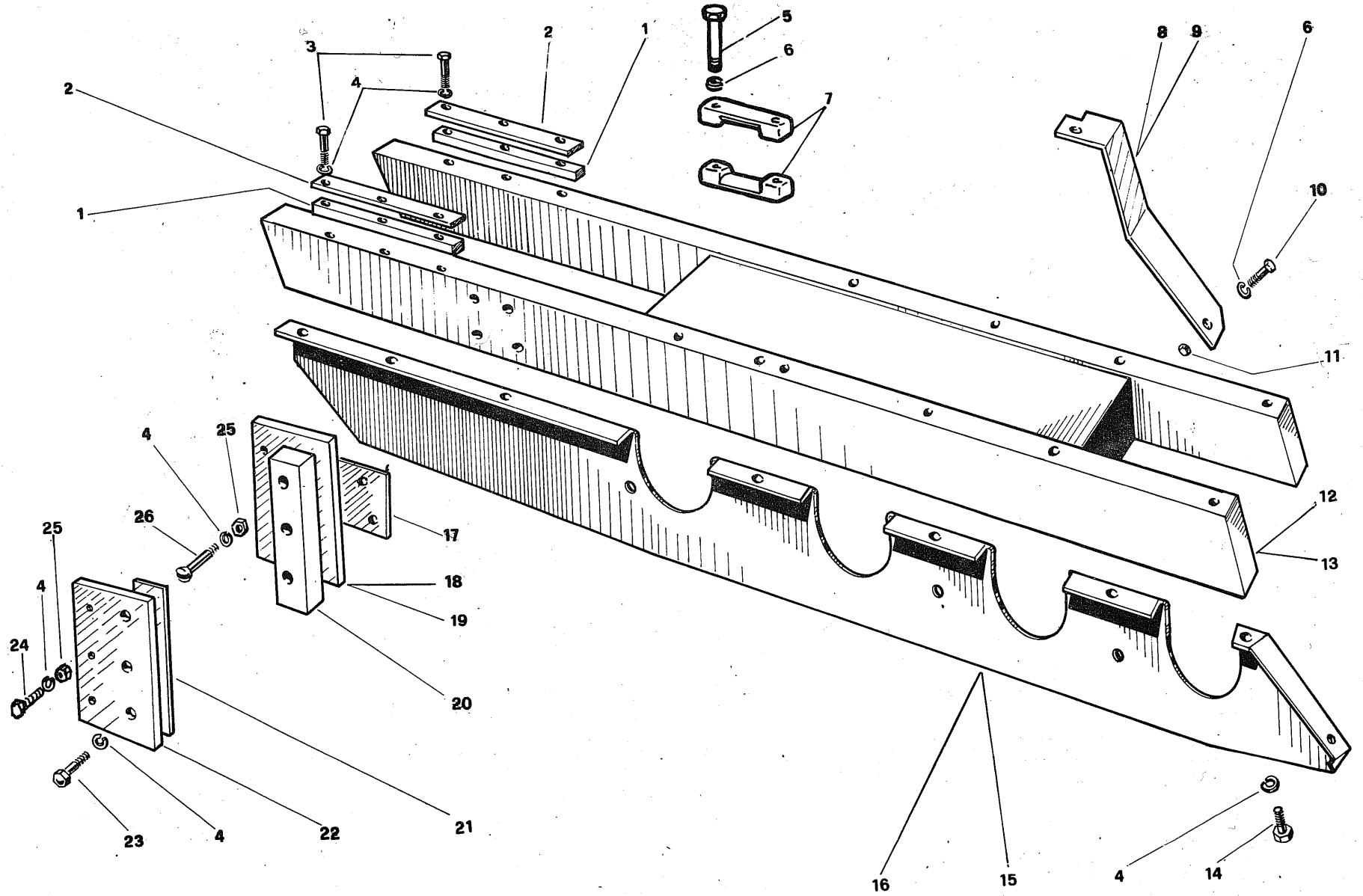


FIG. N° 2-3-4-5  
490827  
650475 ✓

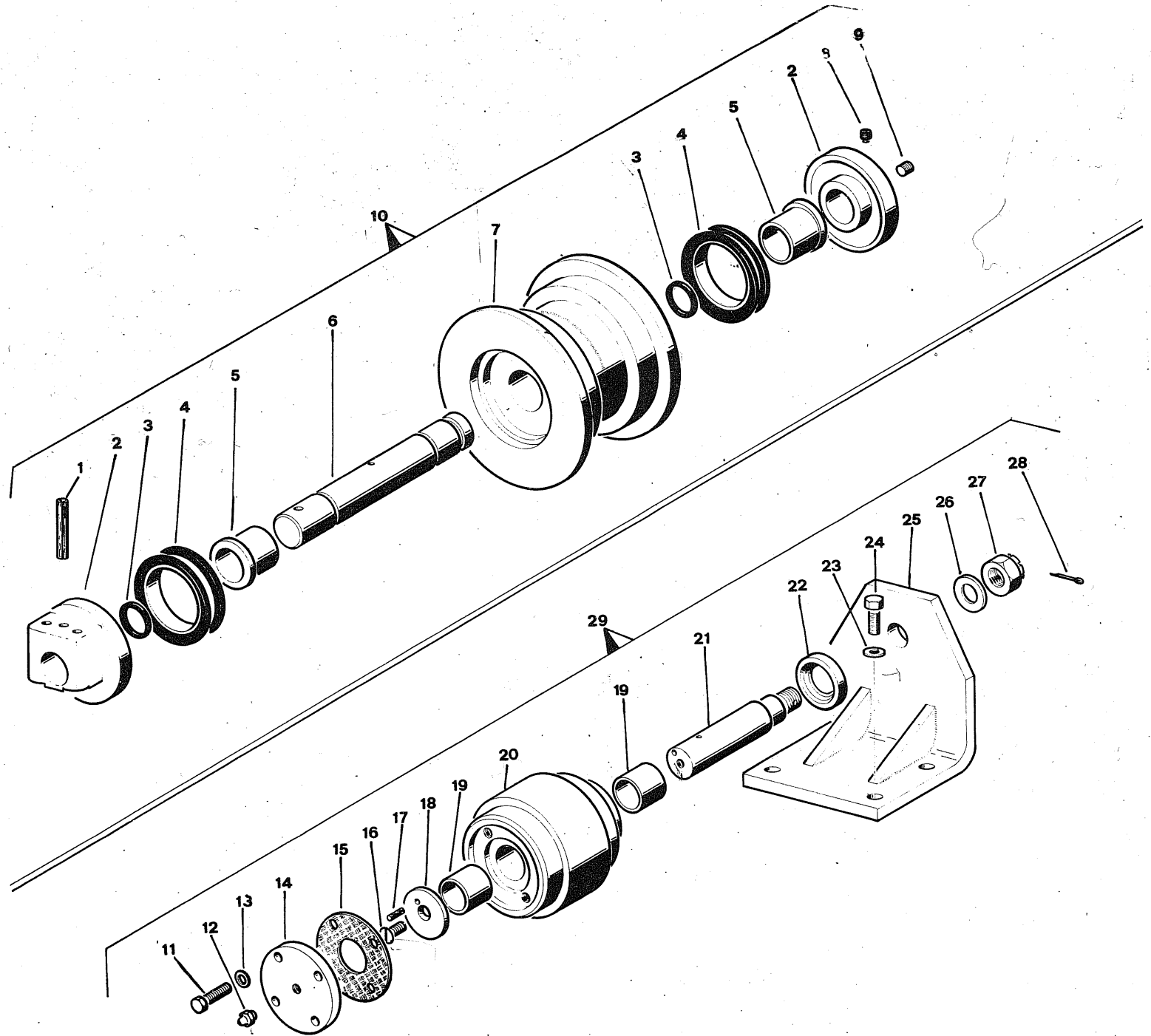






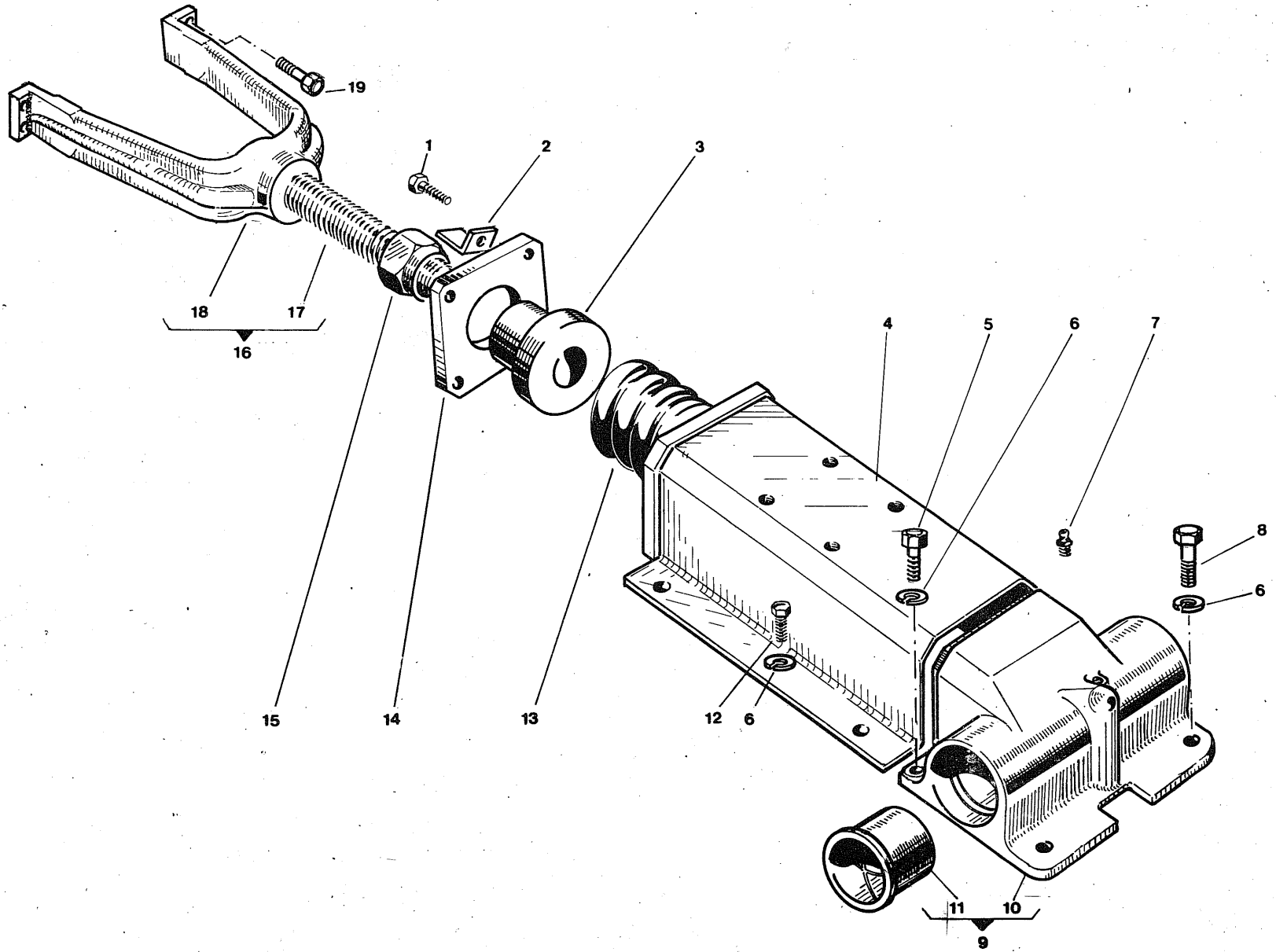










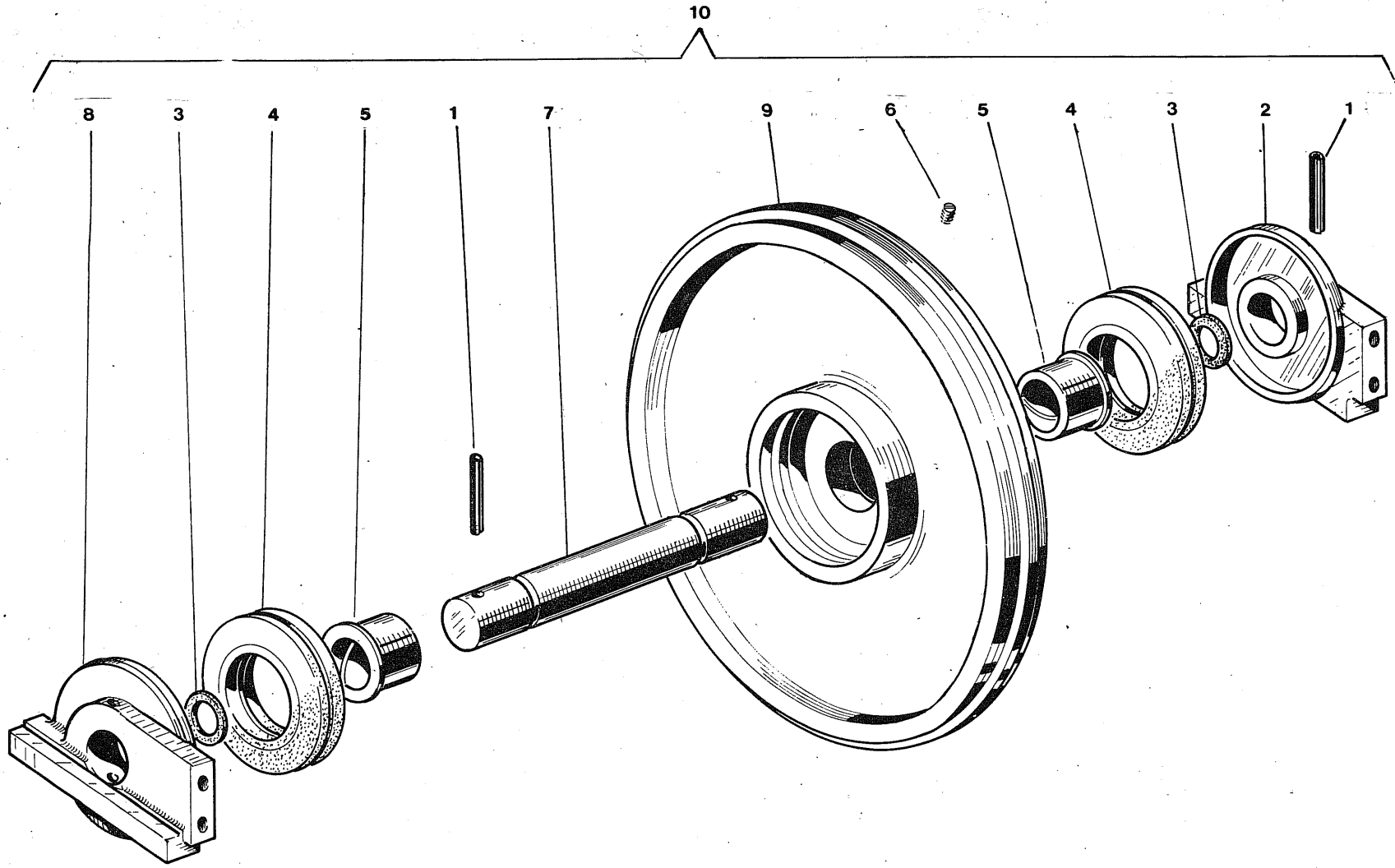


FATTO

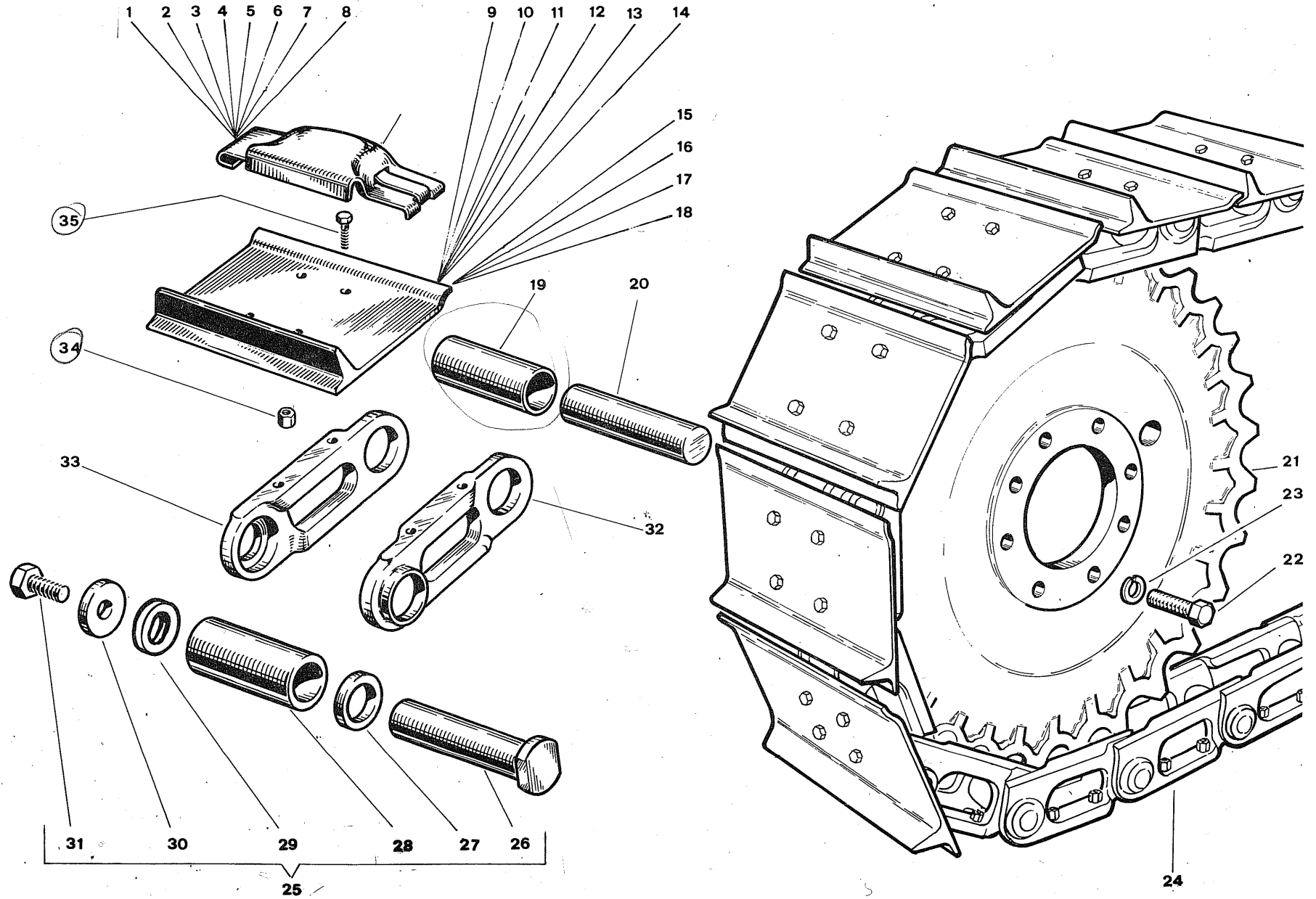
<b>Gruppo</b> 420 - CINGOLATURA - TRACKS	<b>ITMA 500</b>
<b>Sgr.</b> 424 - GRUPPO TENDICINGOLO - TRACKS STRETCHER	<b>TAV. 19</b>
	101.191.01 1979

FIG.	RIFERIMENTO	MODIF.	DENOMINAZIONE	DENOMINATION	Q
1	19.0051	•	Vite	Screw	8
2	101.08.3676	✓	Fermo	Lockplate	2
3	100.01.0906	✓	Guida asta	Guide	2
4	101.11.2775	✓	Tube	Tube	2
5	19.0030	•	Vite	Screw	4
6	24.0003	•	Rosetta elastica	Spring washer	16
7	15.0004	•	Ingrassatore	Fitting	2
8	19.0072	•	Vite	Screw	4
9	101.48.0136	✓	Supporto COMPL. 660522	Complete support	2
10	101.02.2761	✓	Supporto NFS ↑	Support	2
11	100.16.0278	✓	Boccola	Bush	4
12	19.0062	•	Vite	Screw	4
13	100.18.0310	✓	Molla	Spring	2
14	100.08.0125	✓	Cappello	Plate	2
15	100.20.0198	•	Dado	Nut	2
16	101.48.0139	✓	Forcella C 660524	Complete Fork	2
17	001.06.4220	✓	Asta NFS	Rod	2
18	101.02.2762	✓	Forcella NFS	Fork	2
19	19.0154	•	Vite	Screw	8
	101.11.5185	✓	RIPARO Tend. DX		1
	101.11.5186	✓	RIPARO Tend. SX		1

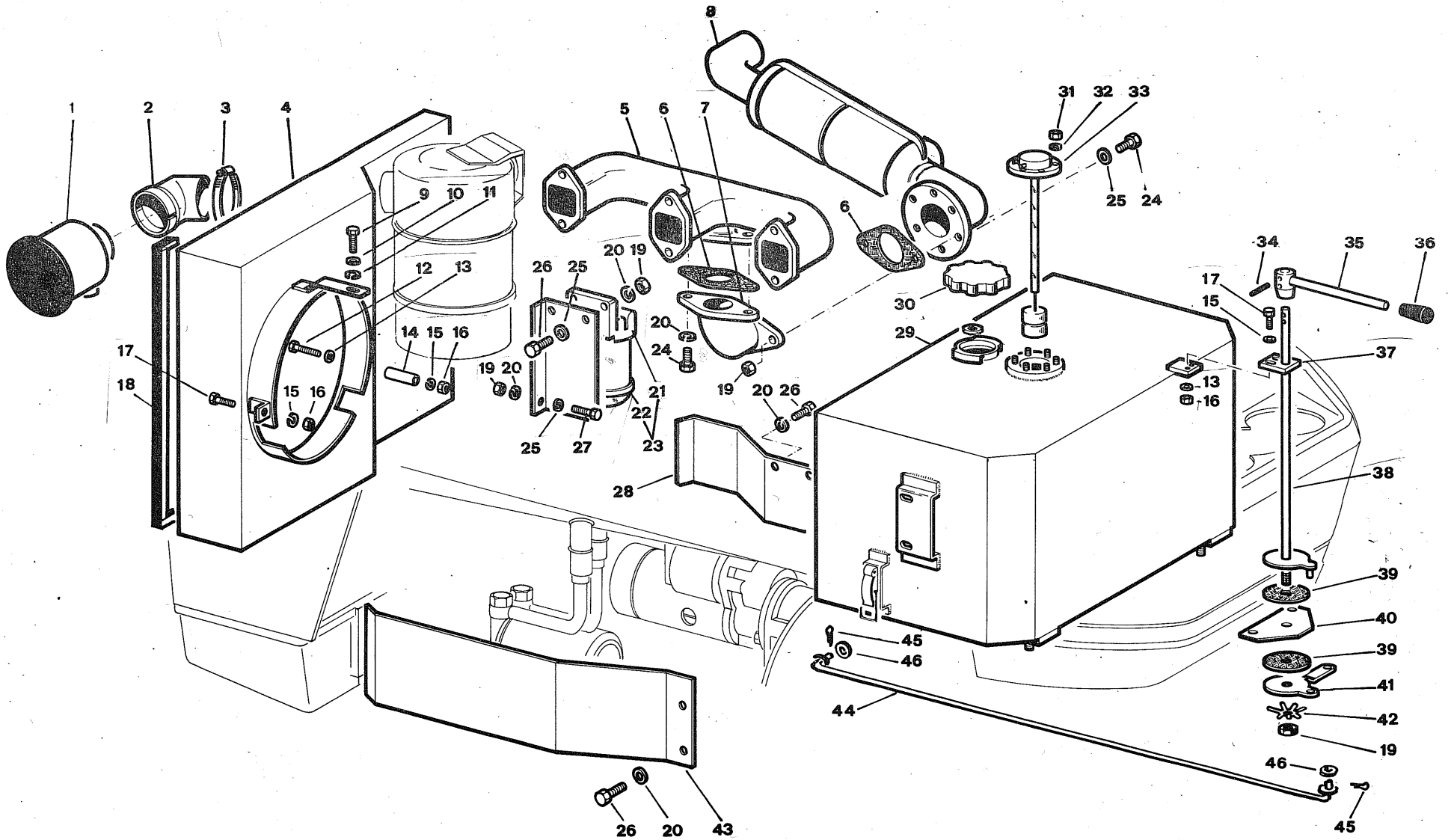
SDS











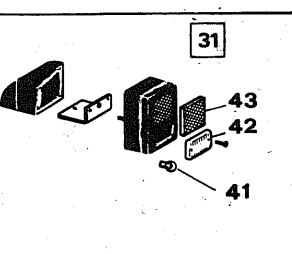

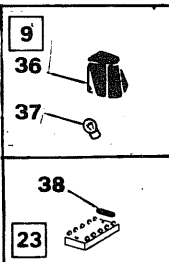
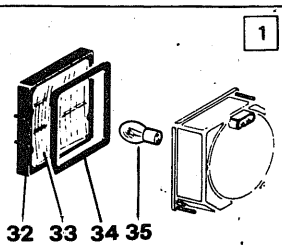
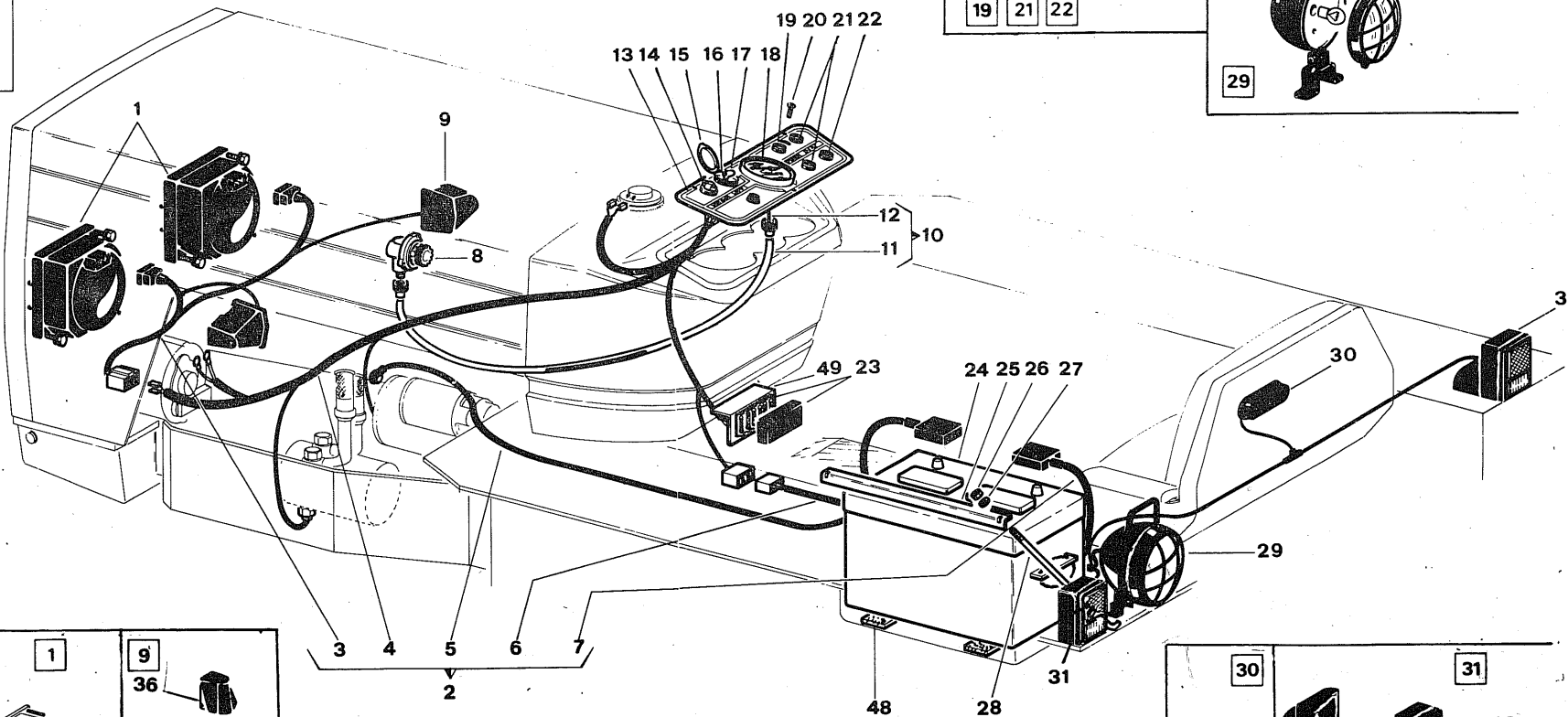
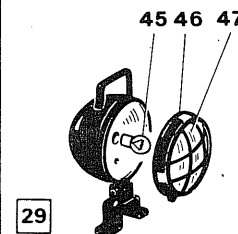
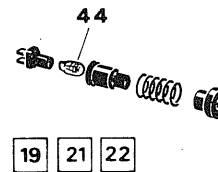
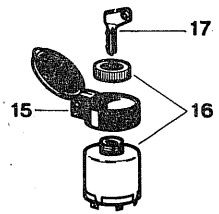


FATTO

<b>Gruppo</b> 510 - ALIMENTAZIONE SCARICO- <del>FEEDING</del> EXHAUST	<b>ITMA 500</b>
<b>Sgr.</b> 511 - IMPIANTO COMBUSTIBILE - FUEL PLANT	<b>TAV. 22</b>
512 - ASPIRAZIONE - SUCTION	
513 - SCARICO - EXHAUST	
	101.221.01 1979

FIG.	RIFERIMENTO	MODIF.	DENOMINAZIONE	DENOMINATION	Q	
1	49.0832	✓	Prefiltro	Precleaner	1	
2	101.11.444	✓	Gomito	Sleeve	1	X
3	50.0139	✓	Fascetta	Oetiker ring	1	
4	101.11.4389	✓	Convogliatore	Collector	1	
5	101.01.4386	✓	Collettore	Intake Manifold	1	
6	<del>2.203.065</del>		Guarnizione (VM)	Gasket	2	
7	101.11.4402	✓	Gomito	Sleeve	1	
8	<del>101.11.4401</del>	✓	Silenziatore	Silence ✓ 102.11.3393	1	✓ 660671
9	19.0019	•	Vite	Screw	1	
10	24.0005	•	Rosetta bisellata	Notched washer	1	
11	24.0002	•	Rosetta elastica	Spring washer	1	
12	19.0433	•	Vite	Screw	1	
13	24.0011	•	Rosetta bisellata	Notched washer	3	
14	101.12.4392	✓	Distanziale	Spacer	1	
15	24.0004	•	Rosetta elastica	Spring washer	4	
16	19.0032	•	Dado	Nut	2	
17	19.0143	•	Vite	Screw	1	
18	101.29.4404	✓	Guarnizione	Gasket	1	
19	29.0028	•	Dado	Nut	6	
20	24.0001	•	Rosetta elastica	Spring washer	6	
21	49.0481	✓	Testata filtro	Cleaner top	1	
22	49.0480	✓	Cartuccia	Cartidge	1	
23	49.0485	✓	Filtro C	Complete fuel cleaner	1	
24	19.0378	•	Vite	Screw	2	
25	24.0017	•	Rosetta bisellata	Notched washer	5	
26	19.0001	•	Vite	Screw	6	
27	19.0045	•	Vite	Screw	1	
28	101.10.2699	✓	Riparo	Guard	1	
29	101.11.4266	✓	Serbatoio	Fuel tank	1	
30	49.0267	•	Tappo 00650367	Cap	1	
31	19.0032	•	Dado	Nut	6	
32	24.0004	•	Rosetta elastica	Spring washer	6	
33	200.57.8689	✓	Indicatore livello	Reserve	1	
34	49.0010	•	Spina elastica	Spring pin	2	
35	102.11.4424	✓	Leva	Lever	1	
36	49.0702	•	Impugnatura	Handle	1	
37	102.08.4425	✓	Supporto	Support	1	
38	101.11.4384	✓	Leva	Lever	1	
39	102.09.4328	✓	Rosetta	Washer	2	
40	102.10.4330	✓	Supporto	Support	1	
41	102.09.4331	✓	Rinvio	Lever	1	
42	100.18.0684	✓	Molla	Spring	1	
43	101.11.2701	✓	Riparo	Guard	1	
44	101.11.4382	✓	Asta acceleratore	Rod	1	
45	24.0018	•	Copiglia	Pin	2	
46	24.0005	•	Rosetta bisellata	Notched washer	1	

GDS

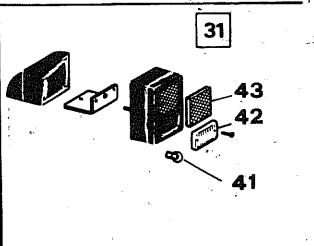
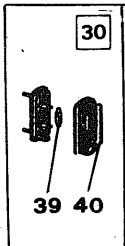
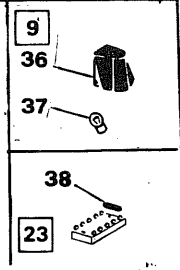
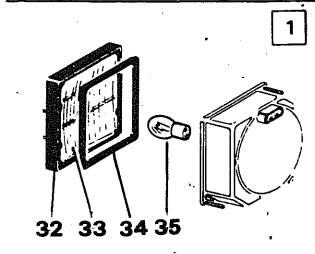
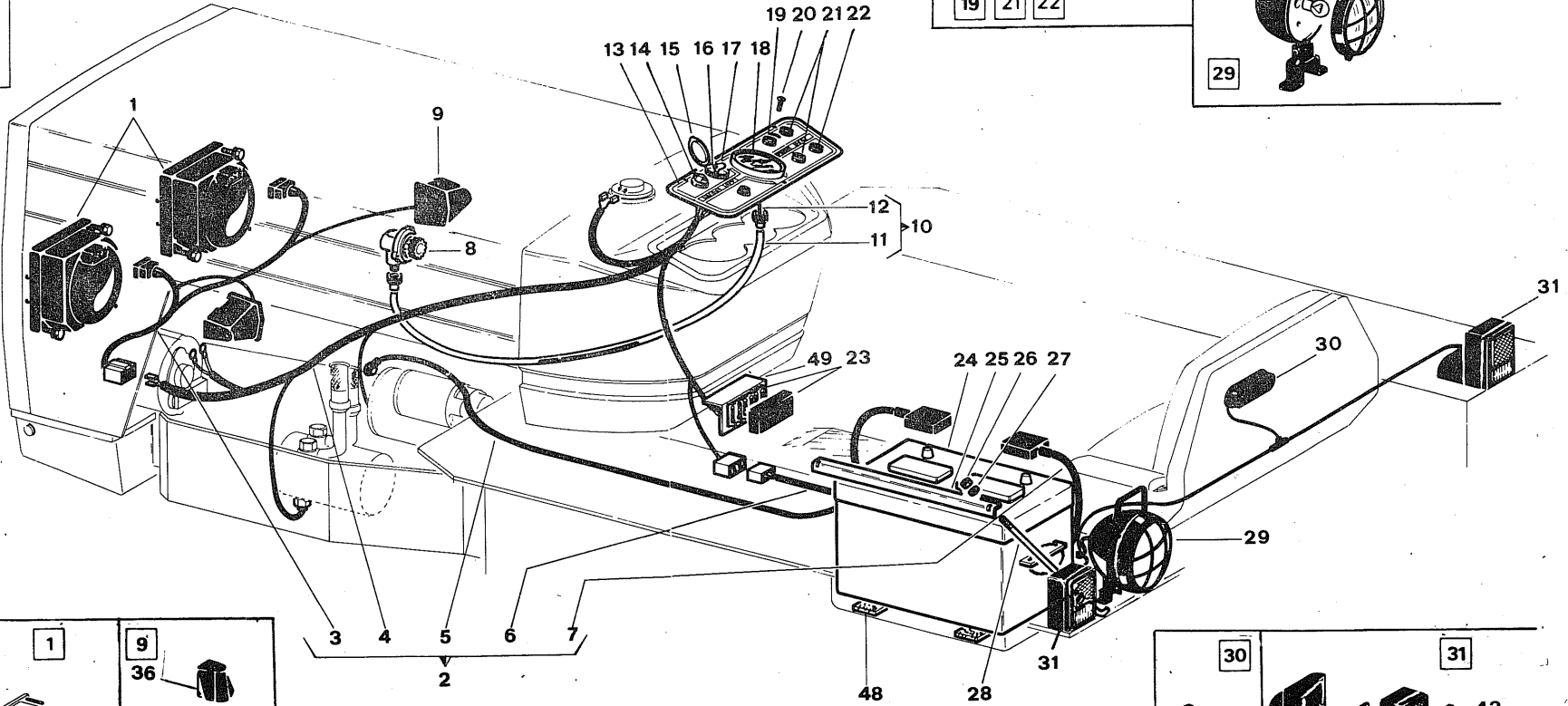
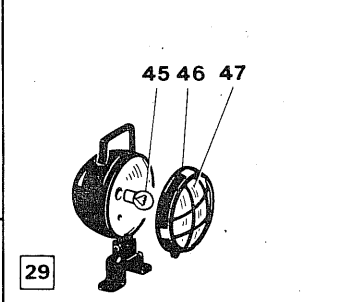
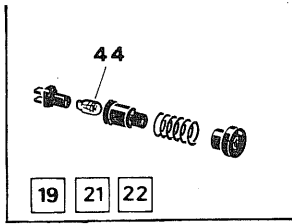
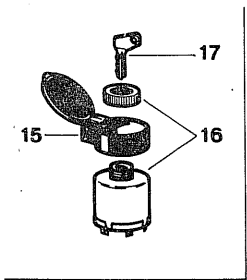


**FATTO**

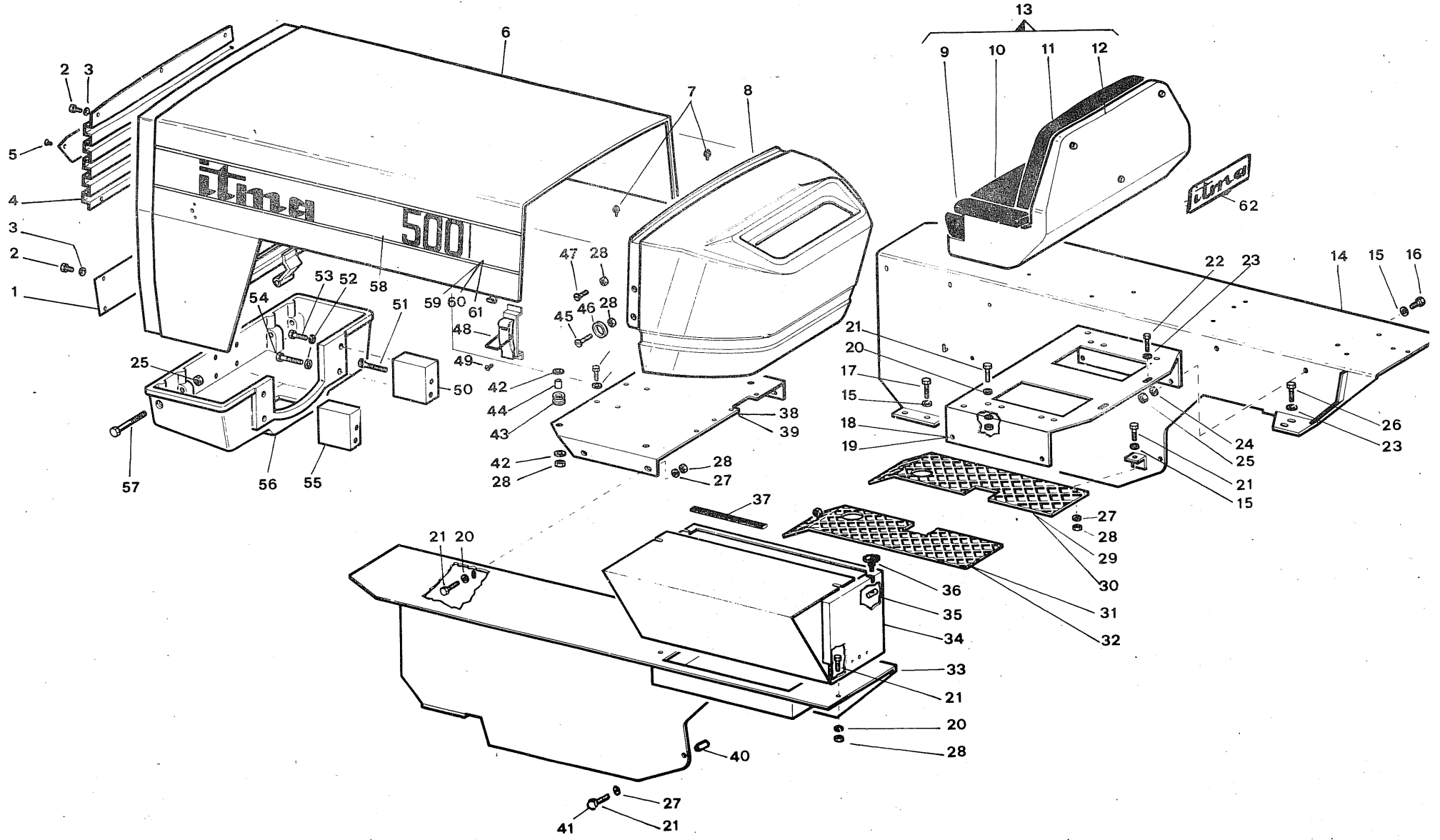
<b>Gruppo</b> 520 - IMPIANTO ELETRICO - ELECTRIC PLANT	<b>ITMA 500</b>	
<b>Sgr.</b> 521 - AVVIAMENTO - STARTING	<b>TAV. 23</b>	
522 - GENERATORE - GENERATOR		
523 - ILLUMINAZIONE - LIGHTING		
	101.231.01	1979

FIG.	RIFERIMENTO	MODIF.	DENOMINAZIONE	DENOMINATION	Q	
1	20.0065	•	Faro	Head light 650268	2	✓
2	101.57.4399	✓ •	Completo cablaggi	Complete wiring	1	X
3	101.57.4579	✓ •	Fari anteriori	Head lights wiring	1	
4	101.57.4580	✓ •	Strumentazione	Control panel wiring	1	
5	101.57.4581	✓ •	Luci posizione Ant.	Position lights wiring	1	
6	101.57.4582	✓ •	Positivo	Positive wire	1	
7	101.57.4583	✓ •	Massa	Negative wire	1	
8	49.0492	✓	Rinvio	Back gear	1	✓ 101.55.0492
9	20.0099	✓	Luci posizione A	Front position light	2	200124V
10	49.0494	✓	Trasmissione	Revolution counter	1	✓ 202555133
11	49.0524	✓	Guaina	Covering	1	NO. 7
12	49.0512	✓	Cavo	Wire	1	NO
13	200.55.8590	✓	Pannello	Panel 652940V	1	652556V
14	20.0095	✓	Commutatore luci	Lights switch	1	
15	20.0045	✓	Protezione	Cover	1	
16	20.0096	✓	Interruttore	Switch	1	
17	20.0094	✓	Chiave	Key	1	
18	49.0491	✓	Contagiri	Revolution counter	1	✓ 103555137
19	20.0088	✓	Spia gialla	Yellow warning light	1	X
20	19.0061	✓	Vite	Screw	6	
21	20.0097	✓	Spia rossa	Red warning light	2	X
22	20.0105	✓	Spia verde	Green warning light	1	X
23	20.0086	✓	Scatola fusibili	Cut-out-box	1	X
24	20.0070	✓	Batteria	Accumulator	1	X 200100
25	101.10.3415	✓	Staffa	Strap	1	X
26	19.0032	✓	Dado	Nut	4	
27	24.0011	✓	Rosetta piana	Washer	2	
28	101.06.4400	✓	Tirante	Tie-rod	2	X
29	20.0063	✓	Faro posteriore	Head lamp	1	200120V
30	20.0106	✓	Luce targa	Number plate light	1	
31	20.0055	✓	Fanalino posteriore	Rear position light	2	200125V
32	20.1065	✓	Cornice NPF *	Frame	1	} 650269 200066V
33	20.2065	✓	Vetro NPF *	Lensglass	1	
34	20.3065	✓	Guarnizione NPF *	Gasket	1	
35	20.0030	✓	Lampada	Bulb	1	
36	20.1099	✓	Vetro	Lensglass	1	
37	20.0032	✓	Lampada	Bulb	1	
38	20.0104	✓	Fusibili	Fuse	5	
39	20.0108	✓	Lampada	Bulb	1	
40	20.1106	✓	Vetro	Lensglass	1	
41	20.0032	✓	Lampada	Bulb	1	
42	20.1055	✓	Vetro	Lensglass	1	
43	20.2055	✓	Catadiottro	Red reflector	1	
44	20.0110	✓	Lampada	Bulb	1	
45	20.0109	✓	Lampada	Bulb	1	
46	20.1063	✓	Cornice	Frame	1	

505







FATTO

Gruppo 530 CARROZZERIA - BODY

ITMA 500

Sgr. 531 - COFANO - ENGINE HOOD

532 - PARAFANGHI SEDILE - MUD-GUARD SEAT

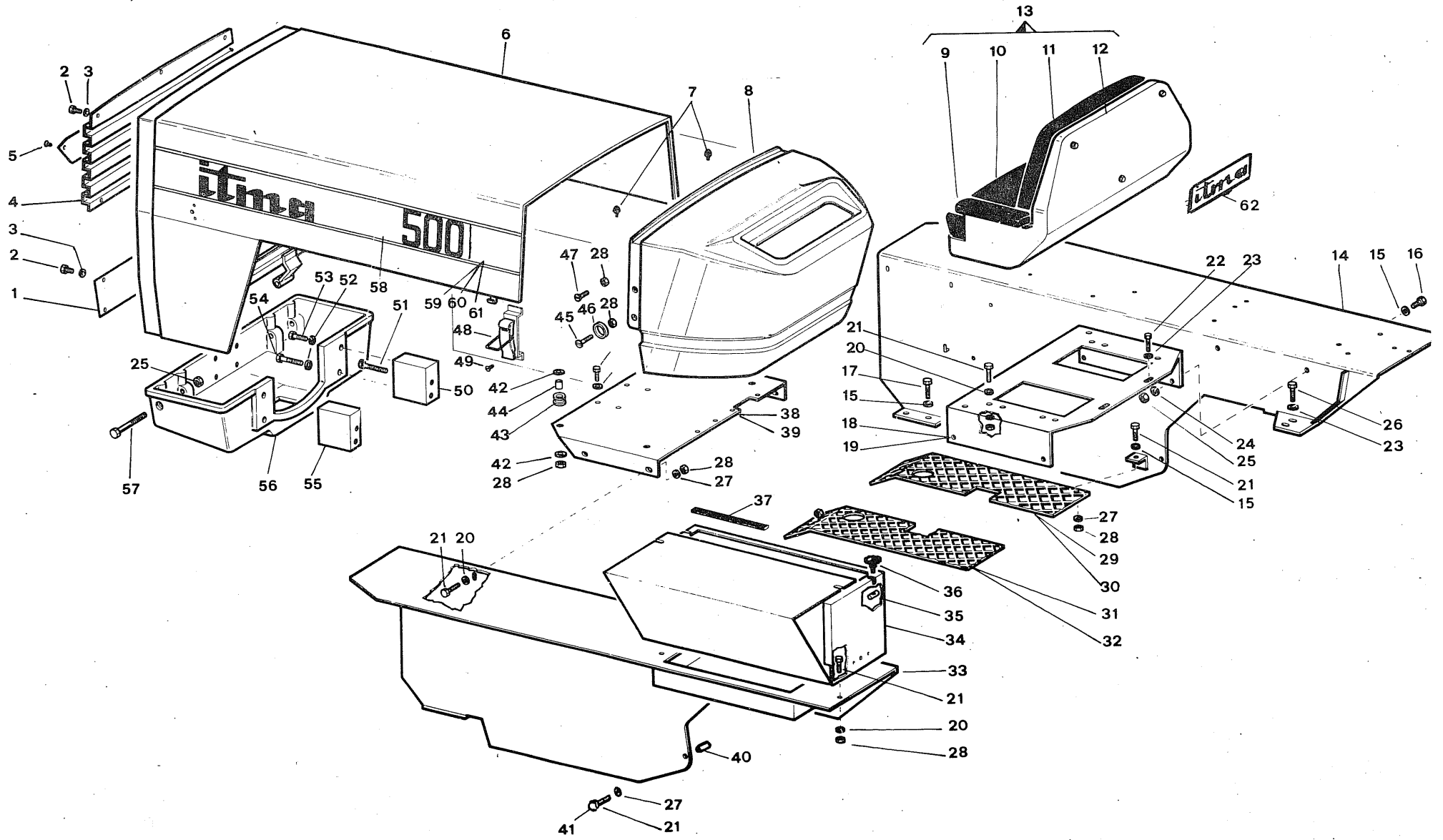
TAV.24

101.241.01

1979

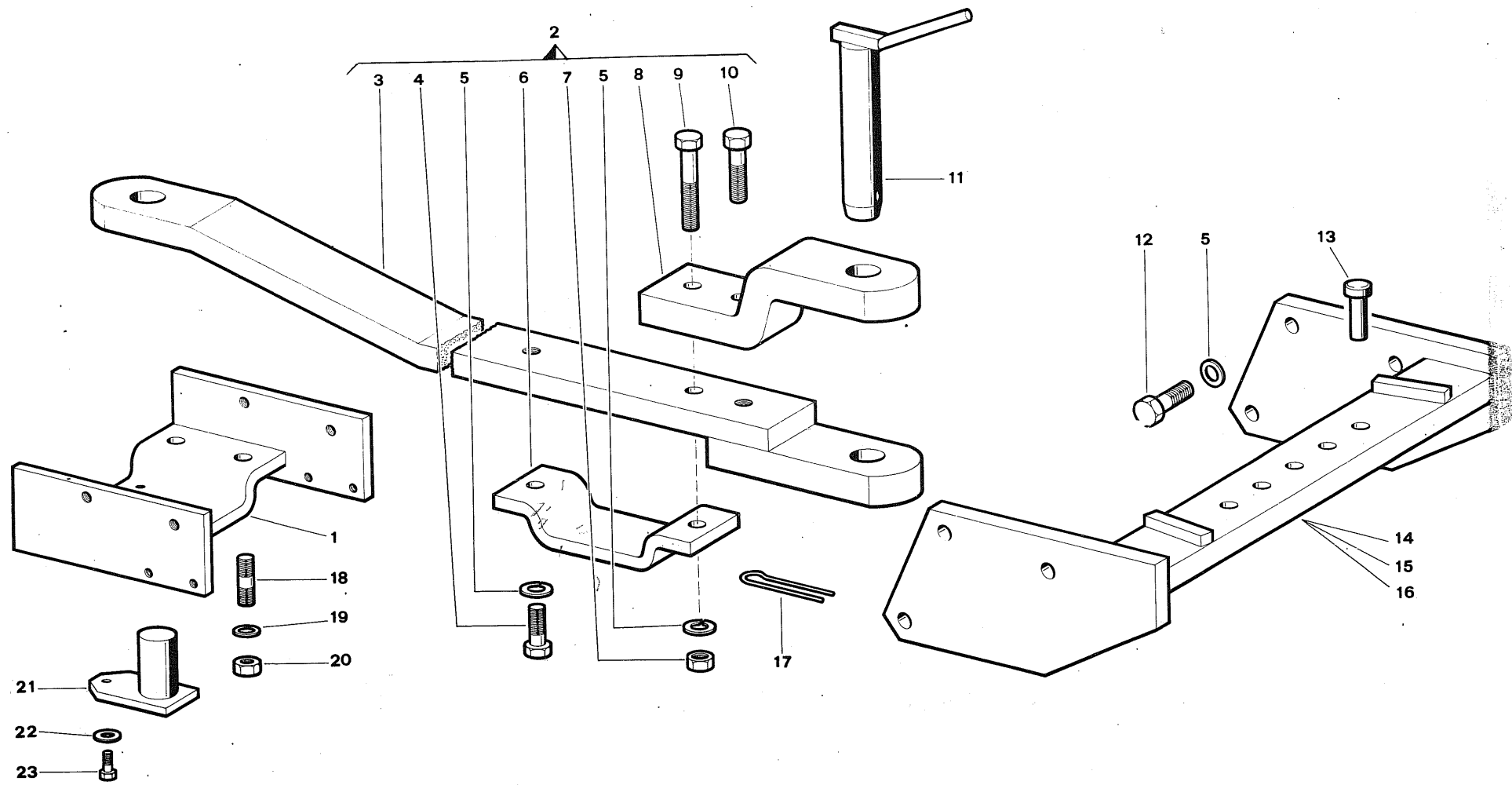
FIG.	RIFERIMENTO	MODIF.	DENOMINAZIONE	DENOMINATION	Q	
1	200.10.8552	✓	Mascherina	Cowl	1	
2	19.0010	✓	Vite	Screw	12	
3	24.0004	✓	Rosetta elastica	Spring washer	12	
4	200.10.8551	✓	Mascherina	Cowl	1	
5	19.0061	✓	Vite	Screw	2	
6	101.11.4267	✓	Cofano	Hood	1	
7	200.29.8580	✓	Puntalino	Rubber bit	2	
8	200.29.8541	✓	Cruscotto C	Complete panel	1	
9	102.55.4569	✓	Bracciolo	Arm ✓ 660729	✓ 2	102-26-4853
10	102.55.4570	✓	Cuscino	Cushion ✓ 660728	✓ 1	102-26-4852
11	102.55.4571	✓	Schienale	Back ✓ 660727	✓ 1	102-26-4851
12	102.55.4572	✓	Sedile	Seat frame ✓ 660682	✓ 1	102-M-4850
13	102.55.4334	✓	Sedile C	Complete seat	1	
14	101.11.4393	✓	Parafango Ds.	Right mud-guard	1	
15	24.0001	✓	Rosetta elastica	Spring washer	18	
16	19.0001	✓	Vite	Screw	4	
17	19.0023	✓	Vite	Screw	4	
18	101.08.4448	✓	Supporto S	S support	1	
19	101.08.4447	✓	Supporto N-L	N-L support	1	
20	24.0005	✓	Rosetta bisellata	Notched washer	8	
21	19.0019	✓	Vite	Screw	20	
22	19.0300	✓	Vite	Screw	2	
23	24.0003	✓	Rosetta elastica	Spring washer	4	
24	24.0017	✓	Rosetta bisellata	Notched washer	2	
25	19.0028	✓	Dado	Nut	4	
26	19.0013	✓	Vite	Screw	2	
27	24.0002	✓	Rosetta elastica	Spring washer	16	
28	19.0003	✓	Dado	Nut	22	
29	101.10.3470	✓	Pedana Ds. S	Right S footboard	1	
30	101.10.3458	✓	Pedana Ds. N-L	Right N-L footboard	1	
31	101.10.3471	✓	Pedana Sn. S	Left S footboard	1	
32	101.10.3459	✓	Pedana Sn. N-L	Left N-L footboard	1	
33	101.11.4394	✓	Parafango Sn.	Left mud-guard	1	
34	101.11.4397	✓	Cassetta	Box	1	
35	101.06.4416	✓	Barilotto	Pin	2	
36	50.0131	✓	Pomello	Knob	2	
37	101.29.4404	✓	Guarnizione	Gasket	1	
38	101.10.4405	✓	Supporto S	S support	1	
39	101.10.4381	✓	Supporto N-L	N-L support	1	
40	100.12.0930	✓	Distanziale N-L	N-L spacer	2	
41	19.0130	✓	Vite	Screw	2	
42	24.0057	✓	Rosetta bisellata	Notched washer	8	
43	50.0099	✓	Gommino	Rubber	4	
44	101.12.4388	✓	Distanziale	Spacer	4	
45	19.0077	✓	Vite	Screw	2	
46	101.12.4429	✓	Distanziale	Spacer	2	

GS

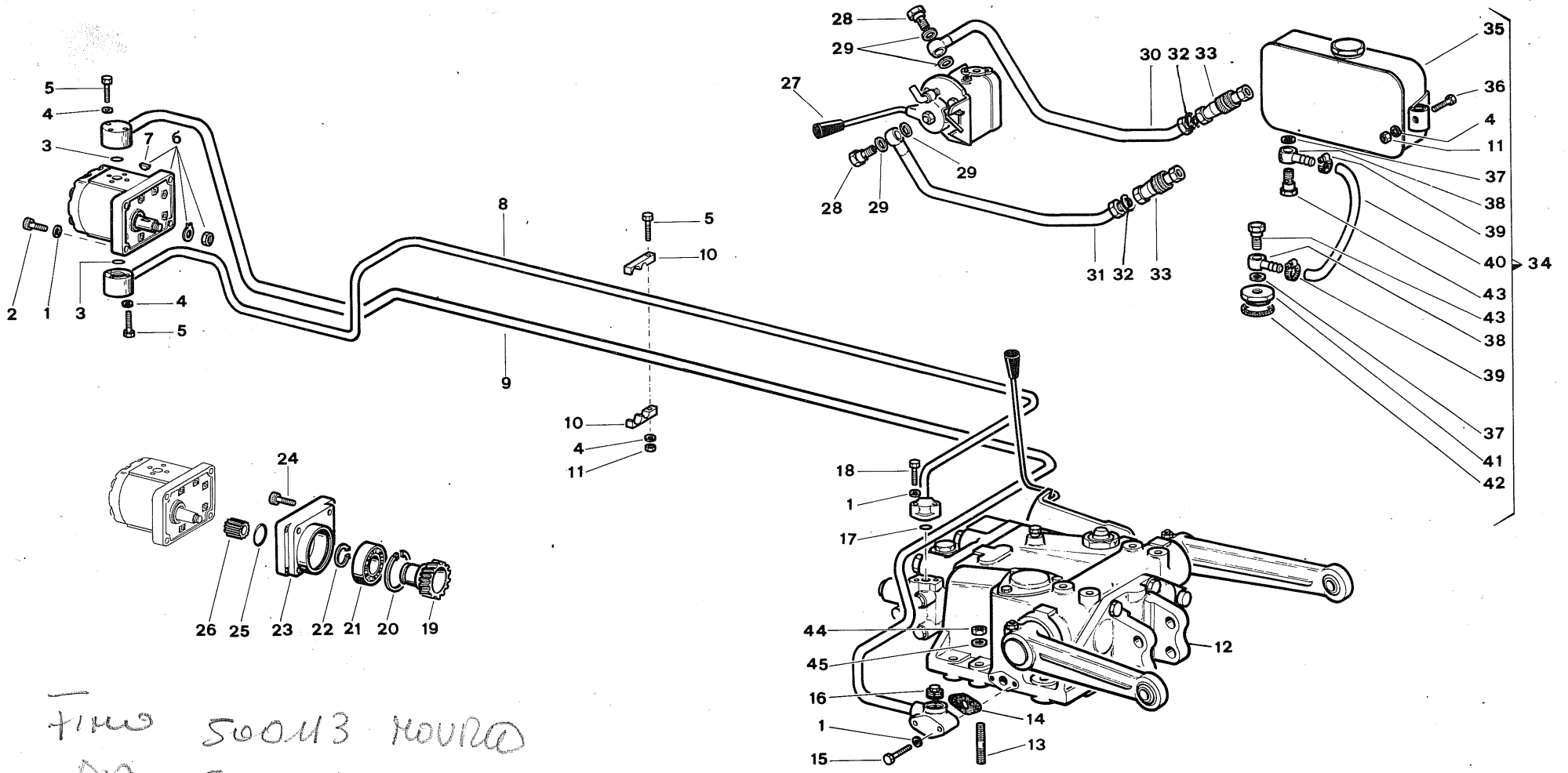












filo 50013 NORD  
 DIA 50014 SATFRQ

**Gruppo** 620 - SOLLEVATORE - HYDRAULIC LIFTER  
**Sgr.** 621 - POMPA TUBAZIONI - PUMP AND PIPES  
 622 - STAZIONE SOLLEVAMENTO - HYDRAULIC LIFTER

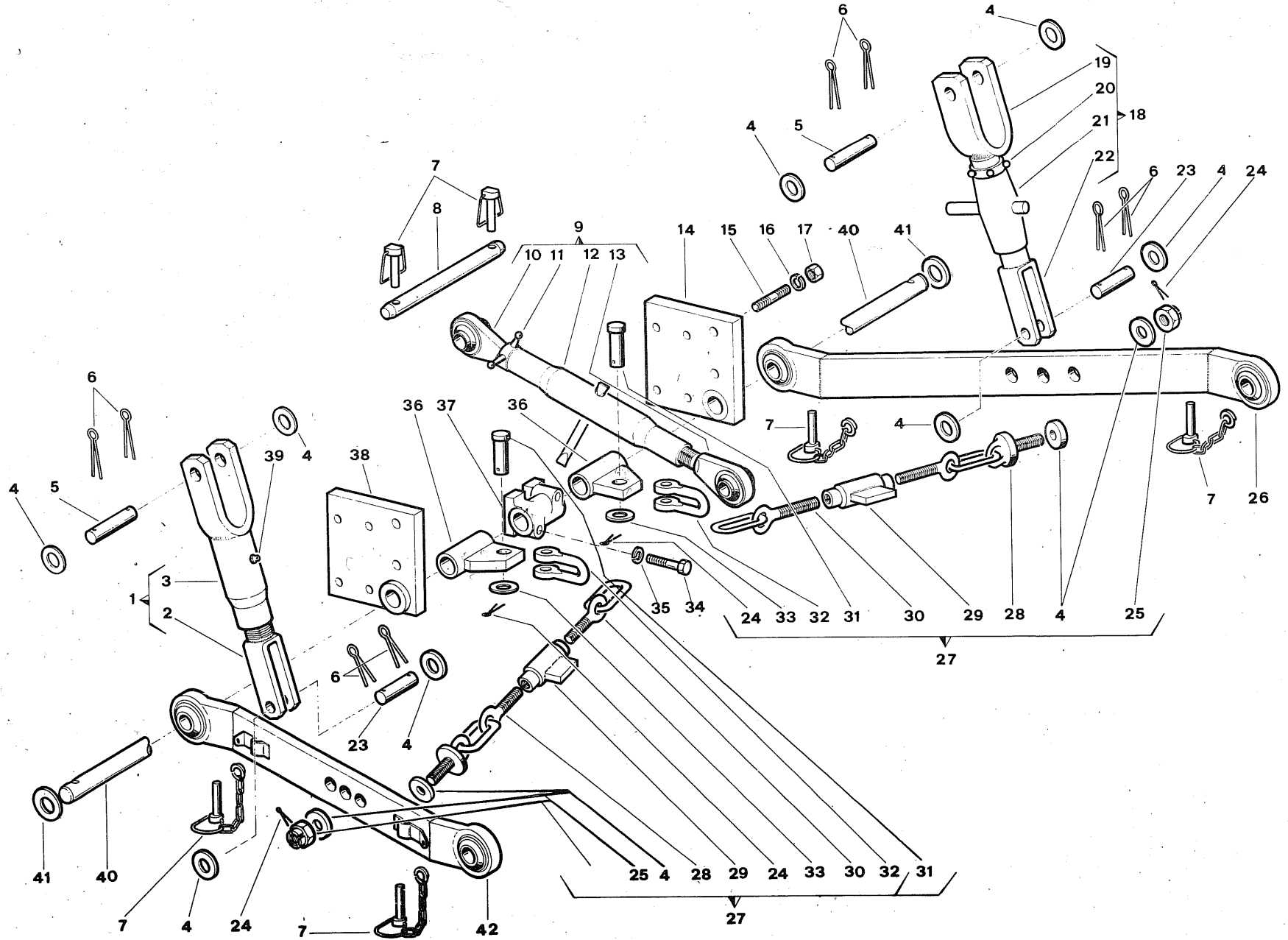
**ITMA 500**

**TAV.26**

101.261.01

1979

FIG.	RIFERIMENTO	MODIF.	DENOMINAZIONE	DENOMINATION	Q
1	24.0002	✓	Rosetta elastica	Spring washer	6
2	19.0080	✓	Vite	Screw	2
3	13.0104	✓	Anello OR	O-ring	2
4	24.0004	✓	Rosetta elastica	Spring washer	6
5	19.0103	✓	Vite	Screw	7
6	49.0443	✓	Pompa C	Complete pump	1
7	50.0150	✓	Linguetta	Key	1
8	101.27.4474	✓	Tubo aspirazione	Pipe	1
9	101.27.4475	✓	Tubo mandata	Pipe	1
10	101.08.4431	✓	Staffa	Strap	1
11	19.0032	✓	Dado	Nut	1
12	101.32.4462	✓	Sollevatore C	C hydraulic lifter	1
13	101.20.0427	✓	Prigioniero	Stud bolt	6
14	101.32.4515	✓	Guarnizione	Gasket	1
15	19.0004	✓	Vite	Screw	2
16	101.32.4514	✓	Tappo	Close nipple	1
17	13.0045	✓	Anello O.R.	O-ring	1
18	19.0008	✓	Vite	Screw	2
19	2.066.300	✓	Ingranaggio VM	Gear	1
20	4.626.072	✓	Anello elastico VM	Elastic ring	1
21	4.637.307	✓	Cuscinetto VM	Bearing	1
22	4.627.035	✓	Anello elastico VM	Elastic ring	1
23	2.053.254	✓	Supporto VM	Support	1
24	19.0020	✓	Vite	Screw	4
25	4.632.067	✓	Anello O.R. 130168 VM	O-ring	1
26	2.075.023	✓	Mozzo VM	Hub	1
27	101.32.4554	✓	Distributore	Lifter distributor	1
28	49.0111	✓	Vite	Screw	2
29	49.0551	✓	Guarnizione	Gasket	2
30	101.27.4557	✓	Tubo Ds.	Right pipe	1
31	101.27.4556	✓	Tubo Sn.	Left pipe	1
32	49.0550	✓	Guarnizione	Gasket	4
33	49.0307	✓	Attacco	Claw	2
34	101.32.4555	✓	Serbatoio	Fuel tank	1
35	101.32.4598	✓	Serbatoio	Fuel tank	1
36	19.0075	✓	Vite	Screw	2
37	49.0549	✓	Guarnizione	Gasket	4
38	50.0161	✓	Anello	Ring	2
39	50.0160	✓	Fascetta	Collar	2
40	101.28.4597	✓	Tubo	Pipe	1
41	101.32.4599	✓	Tappo	Cap	1
42	101.32.4600	✓	Guarnizione	Gasket	1
43	49.0110	✓	Vite	Screw	2
44	19.0037	✓	Dado	Nut	6
45	24.0014	✓	Rosetta elastica	Spring washer	6



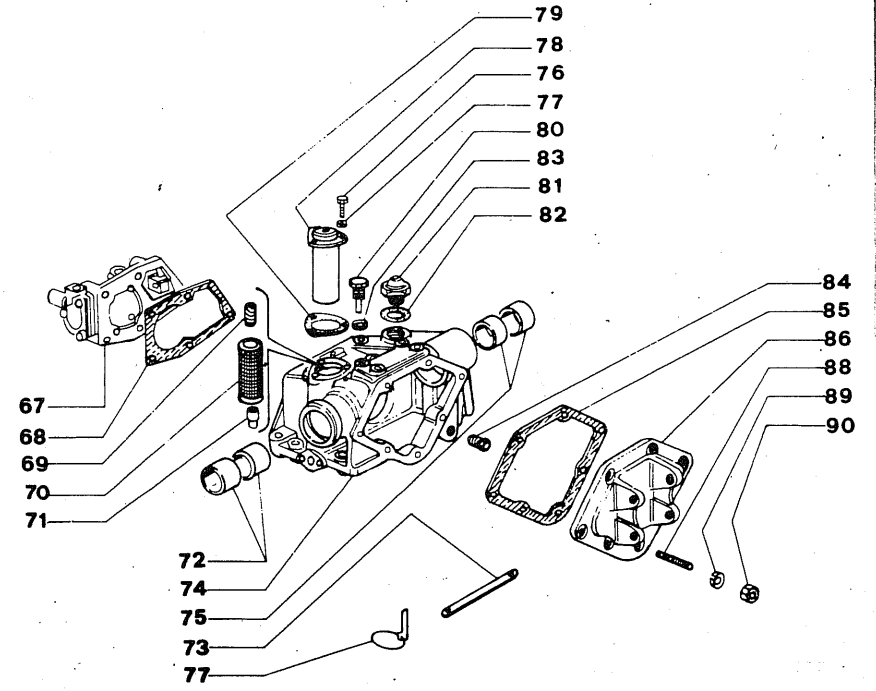
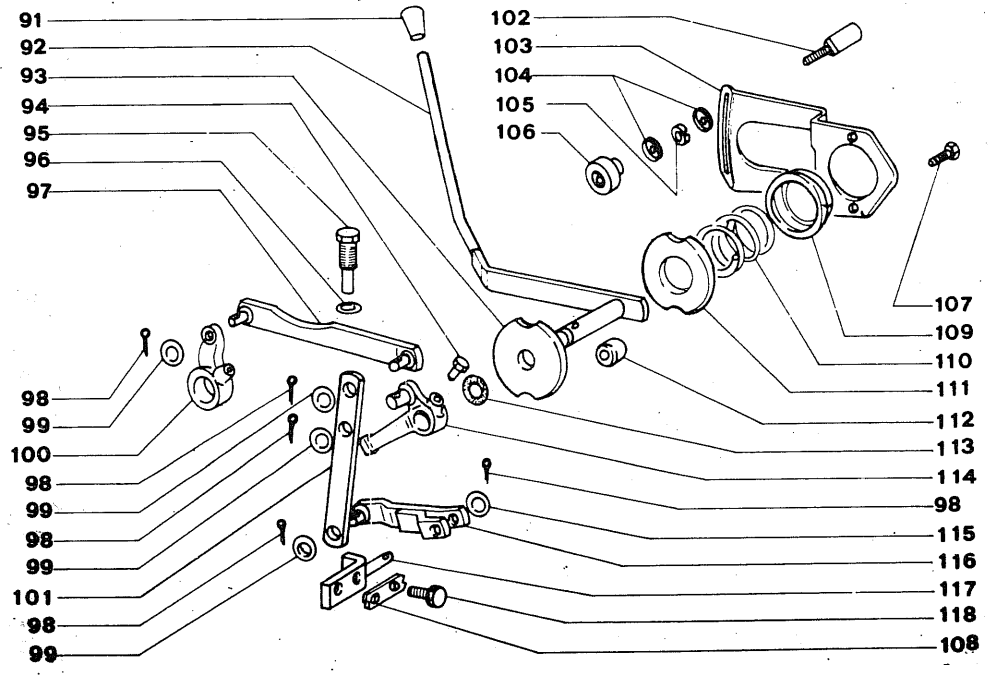
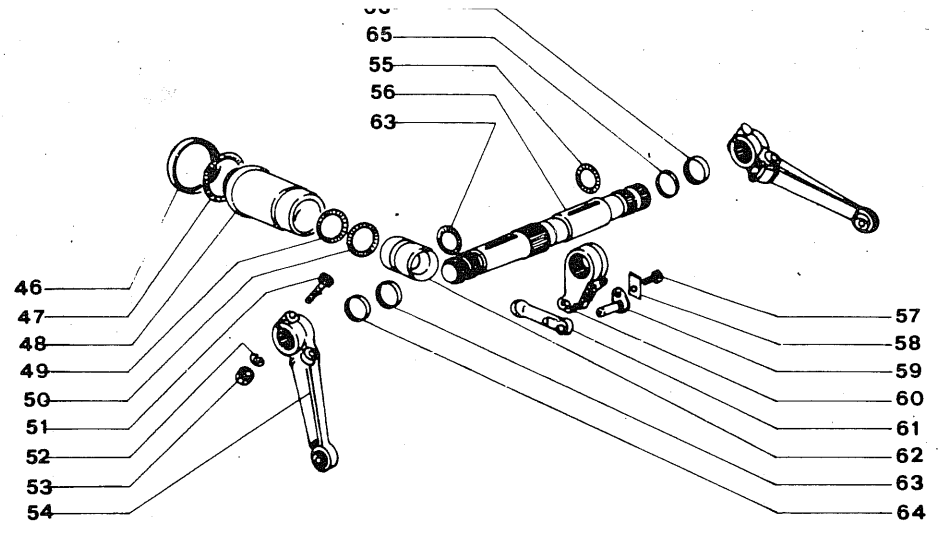
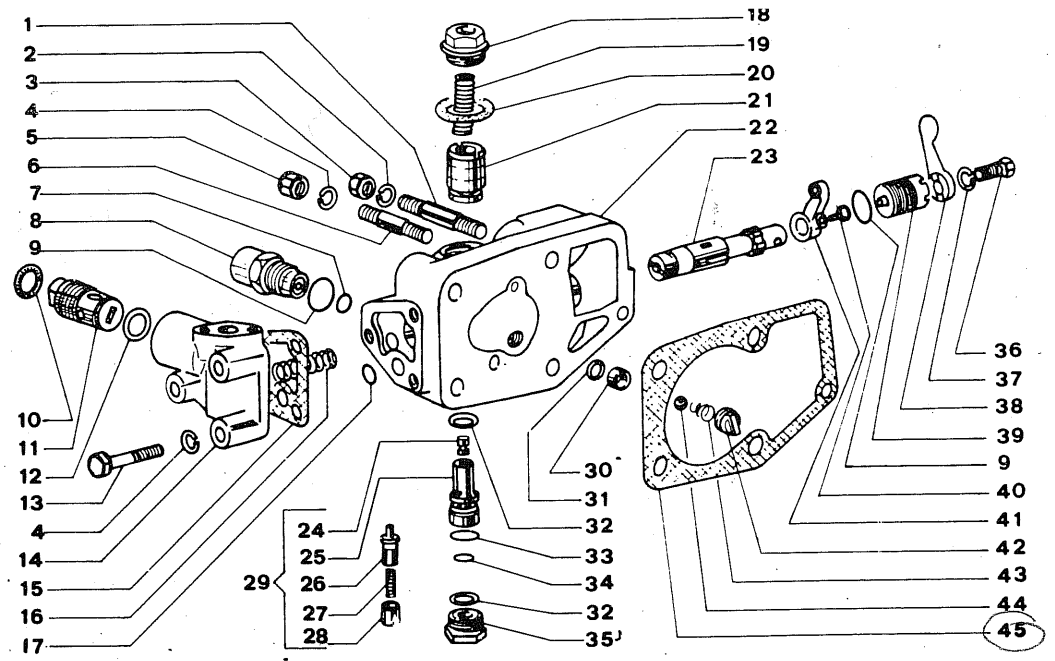
Gruppo 630 - ATTACCO A TRE PUNTI  
Sgr. 3 POINTS LINKAGE

ITMA 500

TAV. 27

101.271.01

FIG.	RIFERIMENTO	MODIF.	DENOMINAZIONE	DENOMINATION	Q	
1	101.31.0354	✓	Tirante Sn. C	Complete left tie-rod	1	
2	101.31.4307	✓	Forcella inferiore	Lewer clevis	1	
3	101.31.4308	✓	Forcella superiore	Upper clevis	1	
4	24.0004	✓	Rosetta piana	Washer	10	
5	102.31.3805	✓	Perno superiore	Upper pin	2	
6	49.0525	✓	Copiglia elastica	Spring splint pin	8	
7	49.0277	✓	Spina scatto	Lock pin	6	
8	102.31.3804	✓	Perno	Pivot	1	
9	102.31.0858	✓	Puntone	Rafter	1	
10	102.31.0861	✓	Estremita destra	Tight top	1	
11	102.31.0850	✓	Controdado	Lock-nut	1	
12	102.31.0860	✓	Manicotto	Sleeve	1	
13	102.31.0859	✓	Estremità sinistra	Left top	1	
14	101.11.3622	✓	Supporto destro	Right support	1	
15	102.20.1019	✓	Prigioniero	Stud bolt	8	
16	24.0014	✓	Rosetta elastica	Spring washer	8	
17	19.0039	✓	Dado	Nut	8	
18	101.31.0355	✓	Tirante Ds. C	Complete right tie-rod	1	
19	101.31.4312	✓	Forcella superiore	Upper clevis	1	
20	101.31.0850	✓	Controdado	Locknut	1	
21	101.31.4313	✓	Manicotto	Sleeve	1	
22	101.31.4314	✓	Forcella inferiore	Lower clevis	1	
23	102.31.3806	✓	Perno inferiore	Lower pivot	2	
24	24.0053	✓	Copiglia	Splint pin	4	
25	19.0374	✓	Dado	Nut	2	
26	101.31.3796		Braccio destro 651093	Right arm	1	←
27	102.31.0276	✓	Imbrigliamento	Chain tie-rod	2	
28	102.31.0852	✓	Tirante sinistro	Left tie-rod	2	
29	102.31.0853	✓	Manicotto	Sleeve	2	
30	102.31.0854	✓	Tirante destro	Right tie-rod	2	
31	102.31.3803	✓	Perno	Pin	2	
32	102.31.0856	✓	Forcella	Clevis	2	
33	24.0022	✓	Rosetta piana	Washer	2	
34	19.0079	✓	Vite	Screw	2	
35	24.0003	✓	Rosetta elastica	Spring washer	2	
36	101.11.3807	✓	Supporto	Support ✓660353	2	
37	101.02.3101	✓	Supporto	Support ✓660215	1	
38	101.11.3626	✓	Supporto Sn.	Left support	1	✓ 101.11.3693
39	15.0004	✓	Ingrassatore	Oil feeder	1	
40	101.06.3624	✓	Asse	Axle ✓660247	1	
41	101.09.4576	✓	Rosetta piana	Washer	4	
42	101.31.3797		Braccio Sn. 651094	Left arm	1	←





FATTO

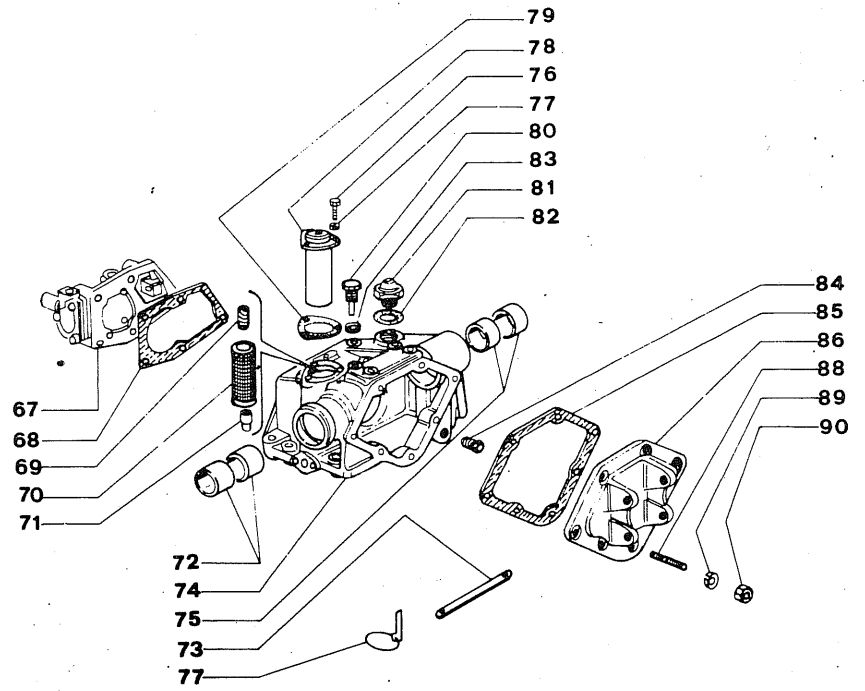
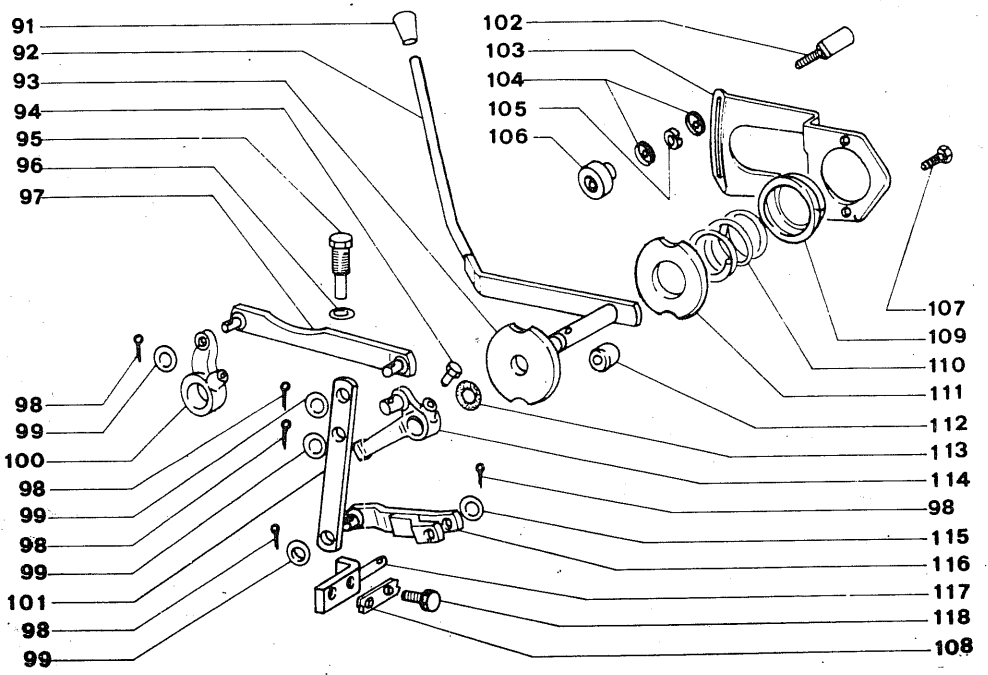
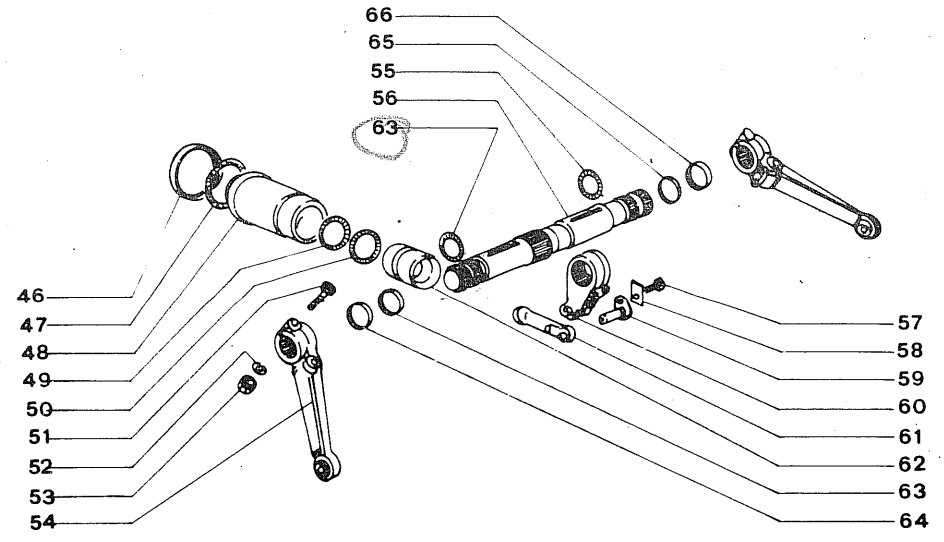
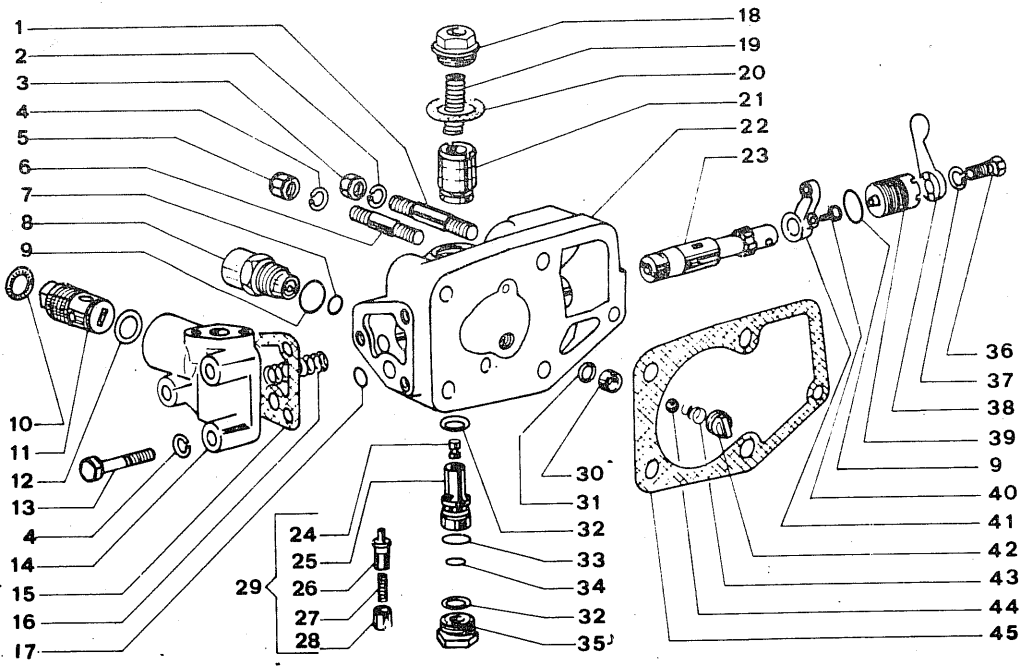
<b>Gruppo</b> 620 - SOLLEVATORE - <del>HYDRALIC</del> LIFTER	<b>ITMA 500</b>
<b>Sgr.</b> 623 - PARTICOLARI STAZIONE SOLLEVAMENTO DETAILS HYDRAULIC LIFTER	<b>TAV.28</b>
	101.281.01 1979

FIG.	RIFERIMENTO	MODIF.	DENOMINAZIONE	DENOMINATION	Q	
1	999.32.5188	✓	Prigioniero	Stud bolt	4	
2	24.0014	✓	Rondella elastica	Spring washer	4	
3	19.0039	✓	Dado	Nut	4	
4	24.0001	✓	Rondella elastica	Spring washer	4	
5	19.0314	✓	Dado	Nut	1	
6	999.32.5181	✓	Prigioniero	Stud bolt	1	
7	13.0188	✓	Anello gomma	Ring rubber	1	
8	999.32.1668	✓	Valvola limitatrice	Valve	1	
9	13.0191	✓	Anello gomma	Rubber ring	2	
10	13.0148	✓	Anello gomma	Rubber ring	1	
11	999.32.2197	✓	Valvola taratura	Valve	1	
12	49.0552	✓	Guarnizione	Gasket	1	
13	999.32.5421	✓	Vite	Screw	3	
14	999.32.1669	✓	Corpo valvola NFS	Body valve	1	
15	999.32.2196	✓	Guarnizione	Gasket	1	
16	999.32.1910	✓	Molla spinta stelo	Spring	1	
17	13.0187	✓	Anello gomma	Rubber ring	1	
18	999.32.2182	✓	Tappo	Cap	1	
19	999.32.2184	✓	Molla	Spring	1	
20	999.32.5171	✓	Guarnizione	Gasket	1	
21	999.32.2181	✓	Valvola automatica	Valve	1	
22	999.32.1920	✓	Corpo NFS	Body	1	
23	999.32.1671	✓	Stelo NFS	Arm	1	
24	999.32.2188	✓	Pistoncino NFS	Piston	1	
25	999.32.2185	✓	Bussola NFS	Sleeve	1	
26	999.32.2187	✓	Valvolina NFS	Valve	1	
27	999.32.2190	✓	Molla NFS	Spring	1	
28	999.32.2189	✓	Boccola NFS	Bush	1	
29	999.32.2203	✓	Valvola scarico C	Valve 00652366	1	
30	999.32.2193	✓	Sede sferica	Ball-housing	1	
31	13.0098	✓	Anello gomma	Rubber ring	1	5016 ✓
32	999.32.5169	✓	Anello gomma	Rubber ring	1	
33	13.0043	✓	Anello gomma	Rubber ring	1	
34	13.0192	✓	Anello gomma	Rubber ring	1	
35	999.32.2191	✓	Tappo	Cap	1	
36	19.0007	✓	Vite	Screw	1	
37	24.0002	✓	Rondella elastica	Spring washer	1	
38	999.32.1807	✓	Levetta	Lever	1	
39	999.32.1808	✓	Tappo registro	Cap	1	
40	999.32.1198	✓	Vite fissaggio leva	Screw	1	
41	999.32.1792	✓	Levetta	Lever	1	
42	999.32.2195	✓	Tappo valvola	Cap valve	1	999.32.2569 ✓
43	999.32.2194	✓	Molla	Spring	1	
44	12.0149	✓	Sfera	Ball	1	5375 ✓
45	999.32.1218	✓	Guarnizione	Gasket	1	
46	999.32.1221	✓	Fascetta	Collar	1	

GDG

ITMA tratto

11-12-13-14-15-16-17-18-19-20-21-22-23-24-25-26-27-28-29-30-31-32-33-34-35-36-37-38-39-40-41-42-43-44-45-46-47-48-49-50-51-52-53-54-55-56-57-58-59-60-61-62-63-64-65-66-67-68-69-70-71-72-73-74-75-76-77-78-79-80-81-82-83-84-85-86-88-89-90-91-92-93-94-95-96-97-98-99-100-101-102-103-104-105-106-107-109-110-111-112-113-114-115-116-117-118-108



FATTO

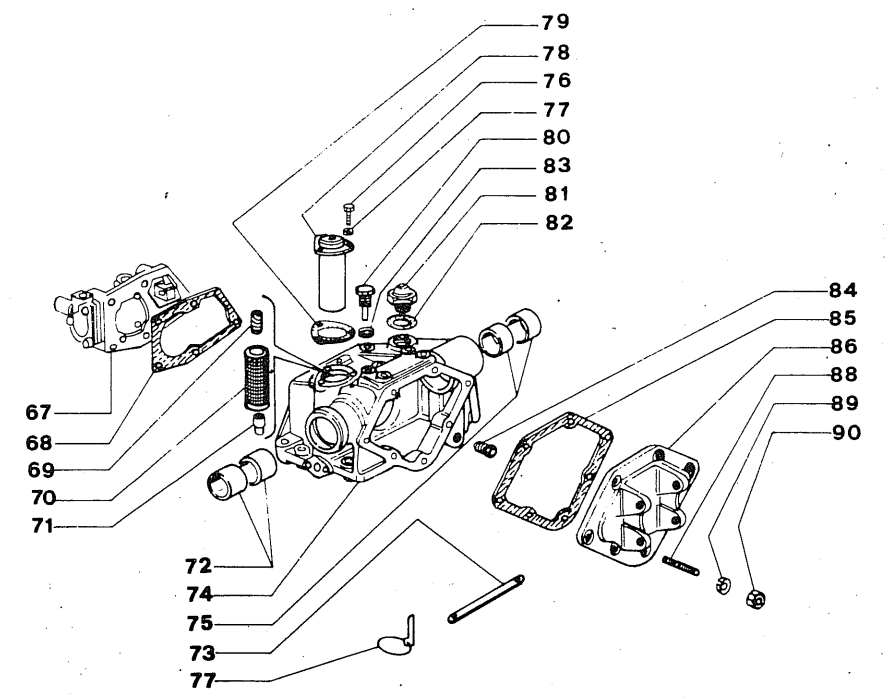
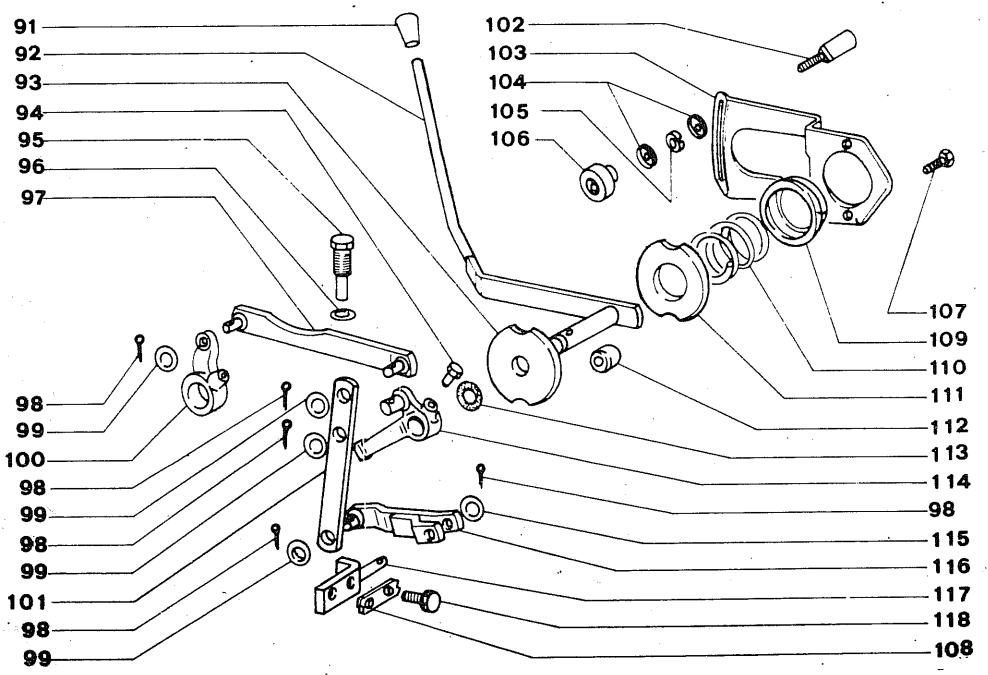
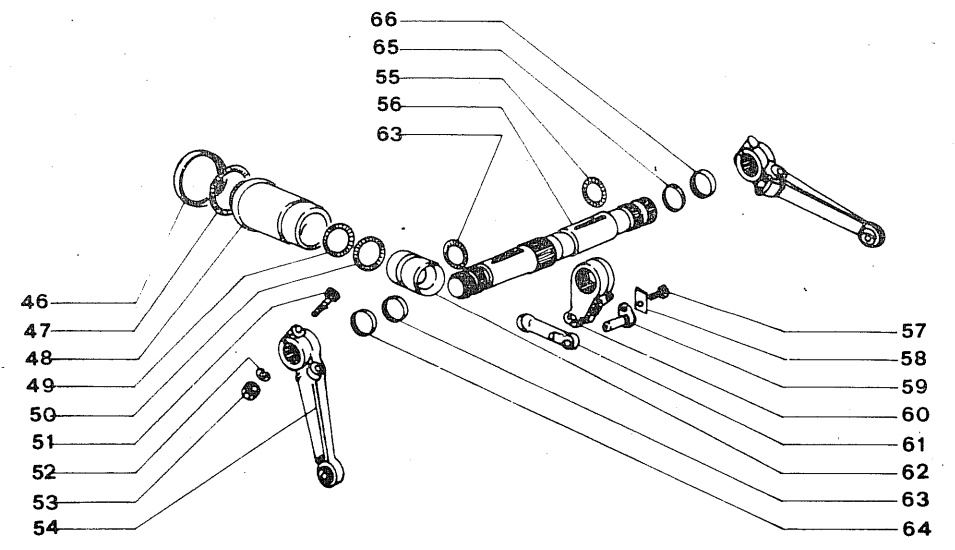
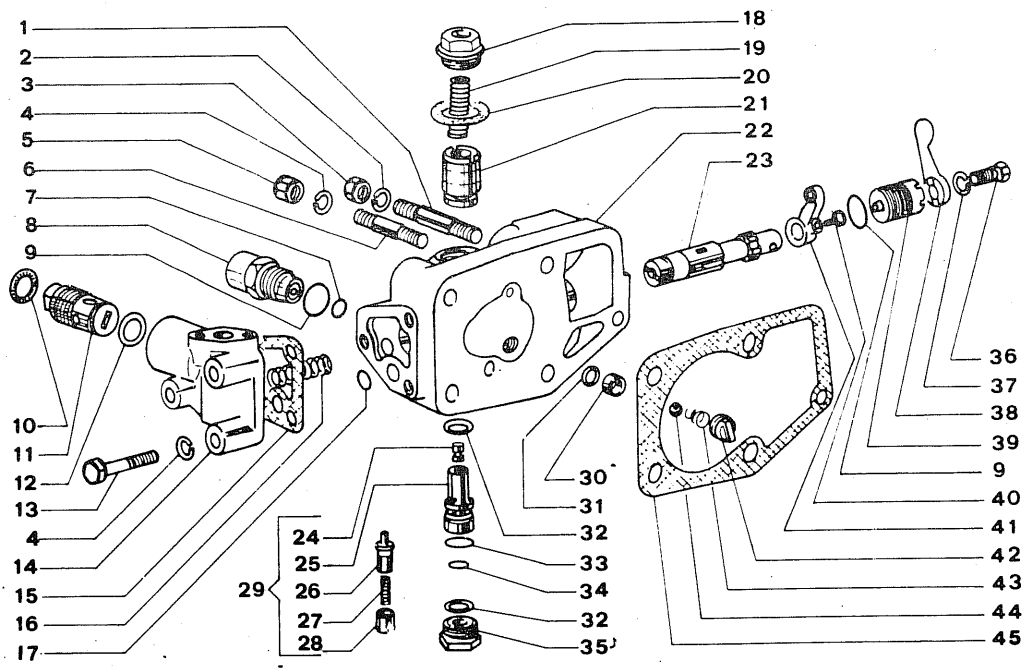
<b>Gruppo</b>	620 - SOLLEVATORE - HYDRAULIC LIFTER	<b>ITMA 500</b>
<b>Sgr.</b>	623 - PARTICOLARI STAZIONE SOLLEVAMENTO DETAILS HYDRULIC LIFTER	
		<b>TAV.28</b>
		101.282.01 1979

FIG.	RIFERIMENTO	MODIF.	DENOMINAZIONE	DENOMINATION	Q
47	13.0193	✓	Anello gomma	Rubber ring	1
48	999.32.1181	✓	Cilindro	Cylinder	1
49	13.0194	✓	Anello gomma	Rubber ring	1
50	13.0195	✓	Guarnizione	Gasket	1
51	19.0446	✓	Vite	Screw	2
52	24.0003	✓	Rosetta elastica	Spring washer	2
53	19.0049	✓	Dado	Nut	2
54	999.32.1313	✓	Braccio - 652328V	Arm	2
55	13.0180	✓	Anello gomma	Rubber ring	1
56	999.32.1177	✓	Albero	Shaft	1
57	999.32.5047	✓	Vite	Screw	1
58	999.32.5339	✓	Piastrina arresto	Lockplate	1
59	999.32.1190	✓	Perno	Pin	1
60	999.32.1187	✓	Biella	Link	1
61	999.32.1189	✓	Puntone	Rod	1
62	999.32.1672	✓	Pistone	Piston	1
63	13.0196	✓	Anello gomma	Rubber ring	1
64	999.32.1383	✓	Distanziale Sn.	Left spacer	1
65	999.32.1173	✓	Distanziale Ds.	Right spacer	1
66	999.32.1530	✓	Anello rasamento	Washer	2
67	999.32.1848	✓	Distributore C	C lifter distributor	1
68	999.32.1218	✓	Guarnizione	Gasket	1
69	999.32.1200	✓	Molla	Spring	1
70	999.32.5191	✓	Filtro	Strainer	1
71	999.32.1199	✓	Boccola guida	Bush	1
72	999.32.1185	✓	Bronzina Sn.	Left bushing	2
73	999.32.1531	✓	Perno posteriore	Pin	1
74	999.32.1164	✓	Corpo	Body	1
75	999.32.1186	✓	Bronzina Ds.	Right bushing	2
76	19.0040	✓	Vite	Screw	3
77	24.0002	✓	Rosetta elastica	Spring washer	3
78	999.32.1201	✓	Coperchietto	Cover	1
79	999.32.1219	✓	● Guarnizione	Gasket	1
80	999.32.1210	✓	Vite registro	Screw	1
81	999.32.1203	✓	Sfiatatoio	Vent	1
82	999.32.5164	✓	Guarnizione	Gasket	1
83	49.0548	✓	Guarnizione	Gasket	1
84	999.32.5308	✓	Tappo conico	Cap	1
85	999.32.1237	✓	● Guarnizione	Gasket	1
86	999.32.1236	✓	Coperchio posteriore	Cover	1
87	999.32.1925	✓	Perno arresto	Pin	2
88	999.32.5183	✓	Prigioniero	Stud bolt	7
89	24.0003	✓	Rosetta elastica	Spring washer	7
90	19.0009	✓	Dado	Nut	7
91	999.32.5209	✓	Pomolo	Knob	1
92	999.32.1732	✓	Leva	Lever	1

GDS

itm

trattori



FATTO

<b>Gruppo</b>	620 - SOLLEVATORE <del>HYDRAULIC LIFTER</del>	<b>ITMA</b>	<b>500</b>
<b>Sgr.</b>	623 - PARTICOLARI STAZIONE SOLLEVAMENTO DETAILS HYDRAULIC LIFTER	<b>TAV.28</b>	
		101.283.01	1979

FIG.	RIFERIMENTO	MODIF.	DENOMINAZIONE	DENOMINATION	Q
93	999.32.1308	✓	Disco interno	Plate	1
94	999.32.1198	✓	Vite conica	Screw	1
95	999.32.1210	✓	Vite registro	Screw	1
96	49.0548	✓	Anello guarnizione	Gasket	1
97	999.32.1194	✓	Tirante	Tie-rod	1
98	24.0018	✓	Copiglia	Pin	5
99	24.0005	✓	Rosetta piana	Washer	4
100	999.32.1792	✓	Levetta	Lever	1
101	999.32.1193	✓	Bilanciere	Rocker	1
102	999.32.1304	✓	Perno arresto	Pin	1
103	999.32.1938	✓	Settore	Sector	1
104	24.0017	✓	Rosetta piana	Washer	2
105	24.0001	✓	Rosetta elastica	Spring washer	1
106	999.32.1306	✓	Nottolino	Ratchet	1
107	999.32.5053	✓	Vite	Screw	2
108	999.32.1209	✓	Piastrina sicurezza	Lockplate	1
109	999.32.1307	✓	Scodellino	Cup	1
110	999.32.1311	✓	Molla frizione	Spring clutch	1
111	999.32.1309	✓	Disco esterno	Plate	1
112	999.32.1184	✓	Distanziale	Spacer	2
113	999.32.5101	✓	Anello di tenuta	Gasket	1
114	999.32.1196	✓	Martelletto	Lever	1
115	24.0017	✓	Rosetta piana	Washer	1
116	999.32.1197	✓	Forchetta	Fork	1
117	999.32.1192	✓	Staffa	Retainer	1
118	999.32.5047	✓	Vite	Screw	2
	652306	✓	serie piana		

FAD

MODIFICHE MODIFICATIONS MODIFICACIONES

ITMA 500

foglio n° 1

TAVOLA N°	FIGURA N°	INDICE DI MODIFICA	VECCHIO RIFERIMENTO	NUOVO RIFERIMENTO	DALLA MATRICOLA
TABLE N°	FIGURE N°	INDEX MODIFICATIONS	OLD REFERENCE	NEW REFERENCE	INTRODUCED FROM SERIAL
TABLI N°	FIGURE N°	INDICE DE MODIFICATION	ANCIENNE REFERENCE	NOUVELLE REFERENCE	INTRODUITE DU N° DE MATRICULE
CUADRO N°	FIGURA N°	INDICE DE MODIFICACION	ANTIGUA REFERENCIA	NUEVA REFERENCIA	INTRODUCIDA DE LA MATRICULA N°
2	16	1	✓ 4107	101.11.4532 ✓	500/99-500008 500/99-500008
2	20	1	✓ 3371	101.02.4473 ✓	
2	39	1	---	13.0045 ✓	
11	23	1	✓ 01/35/Y	203.05.1070 ✓	
11	27	1	✓ 3443	203.05.1071 ✓	

*FATTO*